


Date	Description
12.15.2017	ISSUE FOR PERMIT AND CONSTRUCTION

Seal / Signature



Project Name

Unum Workplace Transformation
- Phase 2 & 3 (HO2 & HO3)

Project Number

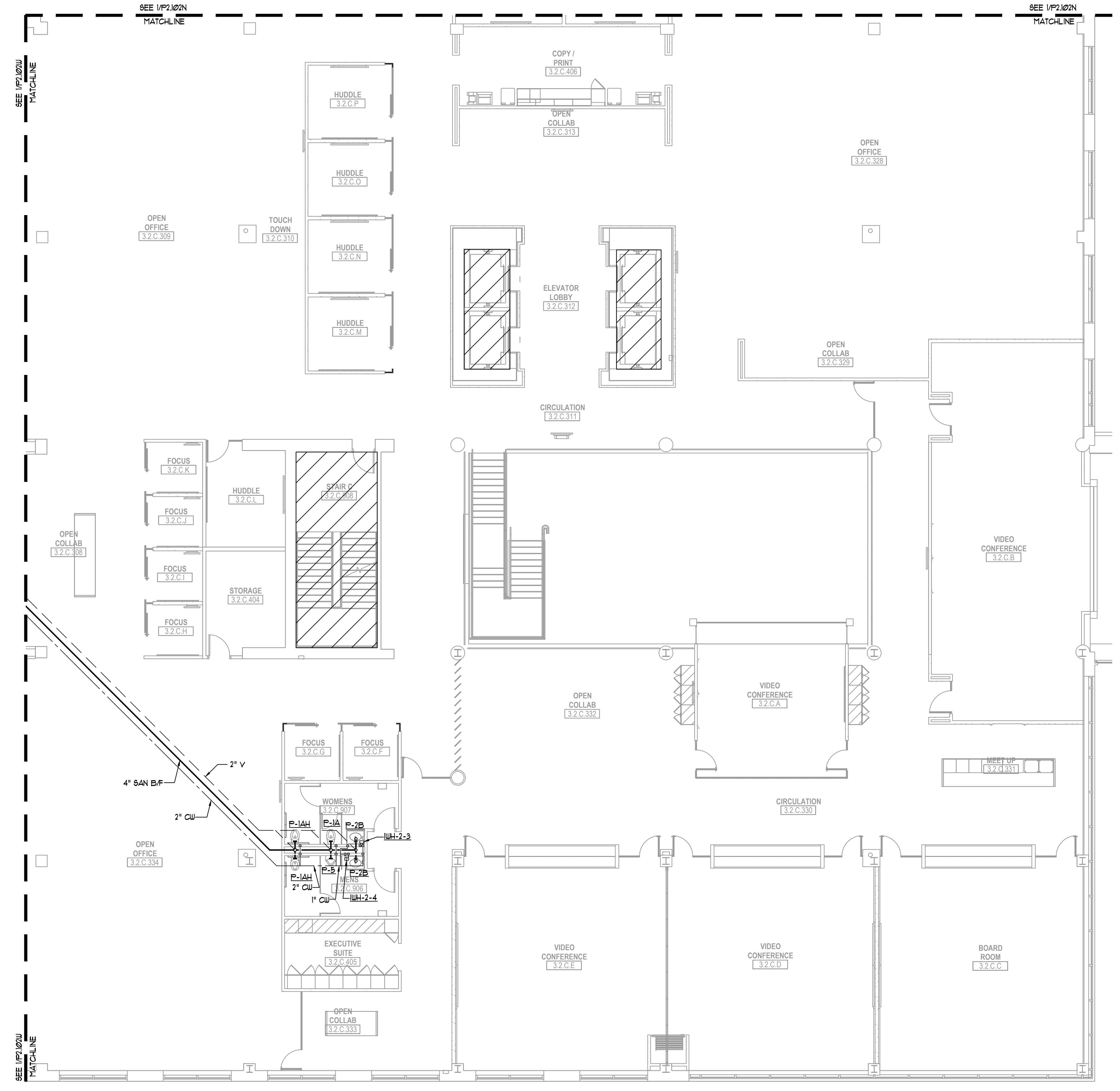
59.6481.003

Description

2ND FLOOR PLAN - PLUMBING

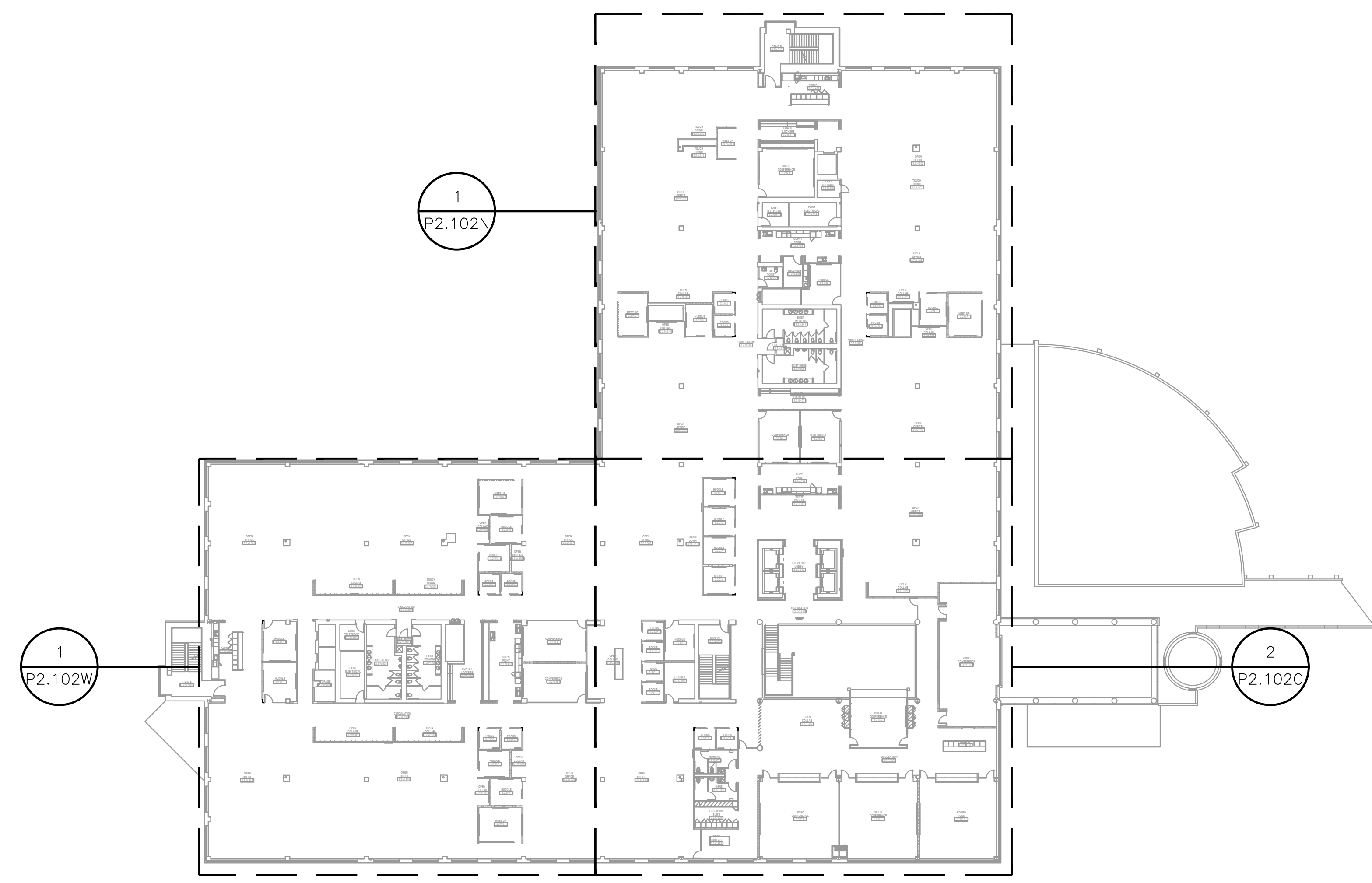
Scale

P2.102C



2 2ND FLOOR PLAN – PLUMBING
P2.102C 1/8" = 1'-0"

- GENERAL NOTES (APPLIES TO ALL SHEETS):
- PLENUM IS USED FOR RETURN AIR. MATERIALS EXPOSED WITHIN PLENUMS SHALL BE NONCOMBUSTIBLE OR SHALL HAVE A FLAME SPREAD INDEX OF NOT MORE THAN 25 AND A SMOKE-DEVELOPED INDEX OF NOT MORE THAN 50 WHEN TESTED IN ACCORDANCE WITH ASTM E 84 OR OTHER APPROPRIATE STANDARDS.
 - SEE RISER DIAGRAM FOR ADDITIONAL PIPE SIZES.
 - ALL HUB DRAINS SHALL BE READILY ACCESSIBLE.
 - ALL PLUMBING SHUTOFF VALVES SHALL BE COORDINATED WITH MECHANICAL EQUIPMENT AND SHALL BE EASILY ACCESSED FOR FUTURE OPERATION.
 - PIPE SUPPORT ATTACHMENT TO BRIDGING OR METAL ROOF DECK IS STRICTLY PROHIBITED.
 - ALL HORIZONTAL SANITARY, WASTE, & STORM PIPING SHALL BE SLOPED AT 1/8" PER FOOT, UNLESS OTHERWISE NOTED, IN DIRECTION OF FLOW.
 - ALL ABOVE GROUND SANITARY, WASTE AND VENT PIPING SHALL BE HUBLESS CAST IRON SOIL PIPE.
 - ABOVEGROUND DOMESTIC WATER SYSTEM PIPING 3" IN SIZE AND SMALLER SHALL BE TYPE L HARD DRAWN COPPER TUBING WITH WROUGHT COPPER FITTINGS AND SOLDERED JOINTS.
 - COORDINATE PLUMBING FIXTURES WITH ARCHITECTS MILLWORK.
 - ALL PLUMBING VALVES SHALL BE INSTALLED IN EASILY ACCESSIBLE LOCATIONS.
 - BRAIDED HOSES SHALL BE PLACED ON ALL WATER CONNECTED APPLIANCES.
 - ISOLATION VALVES SHALL BE INSTALLED ON ALL EQUIPMENT WITH A WATER SUPPLY.



1 KEY PLAN – PLUMBING
P2.102C NO SCALE