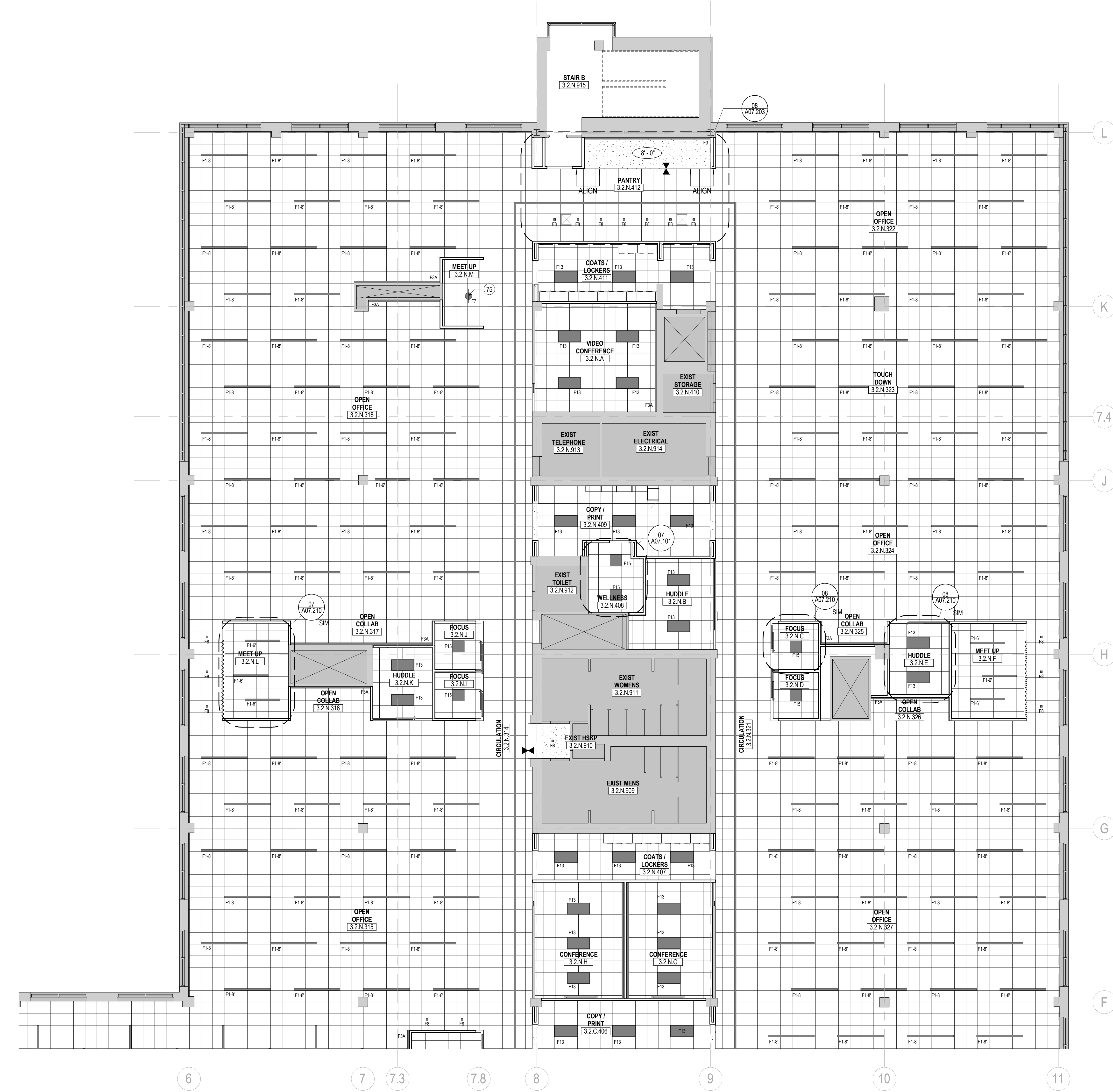
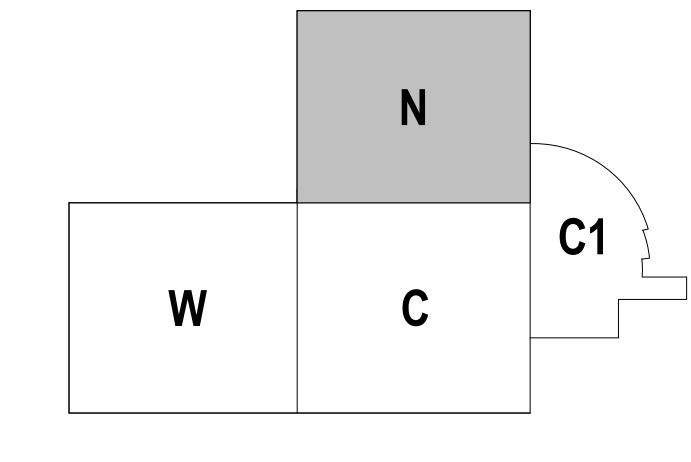
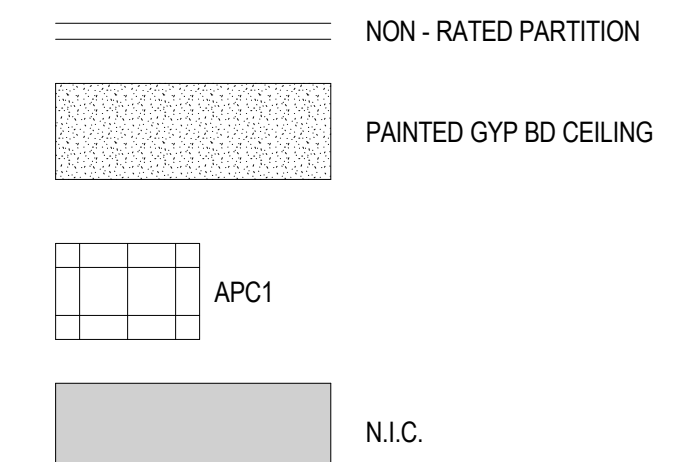


12/15/2017 2:17:43 PM I:\gensler\ad\projects\Revit\Level\Access\25168559_6481_003-UNUM-PORTLAND-HO3_2016_25168-n4



01 REFLECTED CEILING PLAN - LEVEL 02 - AREA N
SCALE: 1/8" = 1'-0"



SHEET NOTES

- 74 DASHED LINE INDICATES FACE OF SOFFIT ABOVE. REFER TO DETAIL FOR MORE INFORMATION.
- 75 CENTER PENDANT OVER TABLE


GENERAL NOTES

- A. ALL CEILINGS TO BE 9'-4" U.N.O.
- B. REFER TO SERIES G00 FOR GRAPHIC SYMOLS, ABBREVIATIONS, GENERAL NOTES AND TYPICAL MOUNTING DIAGRAMS FOR SWITCHES AND DIMMERS.
- C. DO NOT SCALE DRAWINGS. WRITTEN DIMENSIONS GOVERN. IN CASE OF CONFLICT, NOTIFY ARCHITECT. ARCHITECT'S REFLECTED CEILING PLAN SUPERSEDES ALL OTHERS.
- D. DRAWINGS TO BE READ IN CONJUNCTION WITH LIGHTING FIXTURES SCHEDULE AND SPECIFICATIONS BY ELECTRICAL ENGINEER. IN CASE OF CONFLICT, NOTIFY ARCHITECT PRIOR TO PROCEEDING.
- E. REFER TO ENGINEER'S DRAWINGS FOR LIGHTING, DIFFUSERS, SPRINKLERS, FIRE ALARM DEVICES AND OTHER ITEMS IN THE CEILING.
- F. VERIFY LOCATION AND SIZE OF ALL ACCESS PANELS IN GYPSUM CEILINGS WITH ARCHITECT.
- G. ALL LIGHTS, SPRINKLER HEADS, SPEAKERS, EXIT SIGNS, AND OTHER CEILING-MOUNTED DEVICES IN APC TO BE CENTERED IN TILE IN BOTH DIRECTIONS, U.N.O.
- H. PROVIDE SHADOW MOULD AT ALL PERIMETER CONDITIONS OF APC, U.N.O.
- J. ALL GYPSUM BOARD CEILINGS AND SOFFITS TO BE FABRICATED WITH 5/8" SAG-RESISTANT GYPSUM BOARD.
- K. ALL GYPSUM BOARD CEILINGS AND SOFFITS TO BE PAINTED P7, U.N.O.
- L. SUSPENDED CEILING GRID SYSTEM AND ACOUSTIC PANEL TO BE C1, U.N.O.
- M. CENTER CEILING GRID AND TILE IN ROOMS AS SHOWN, U.N.O.
- N. BOTTOM OF ALL SUSPENDED F2 LIGHT FIXTURES TO BE AT 9'-4". REFER TO INTERIOR ELEVATIONS FOR HEIGHT OF ALL OTHER PENDANTS, TYP.
- P. REFER TO ELECTRICAL DRAWINGS FOR LIGHT FIXTURE SCHEDULE.
- Q. INSTALL NEW ROLLER SHADES AT ALL EXTERIOR WINDOWS. REFER TO DETAIL 09A06.201 FOR ADDITIONAL INFORMATION.

unum
211 Congress Street
Portland, ME 04122

Gensler
214 North Tryon Street
Suite 2320
Charlotte, NC 28202
United States
Tel: 704.377.2725
Fax: 704.377.2807

Date	Description
12/15/17	ISSUE FOR PERMIT & CONSTRUCTION



Project Name
Unum Workplace Transformation - Phase 2 & 3 (HO2 & HO3)

Project Number
59.6481.003

Description
REFLECTED CEILING PLAN - LEVEL 02 - AREA N - HO3

Scale
1/8" = 1'-0"

A02.212N