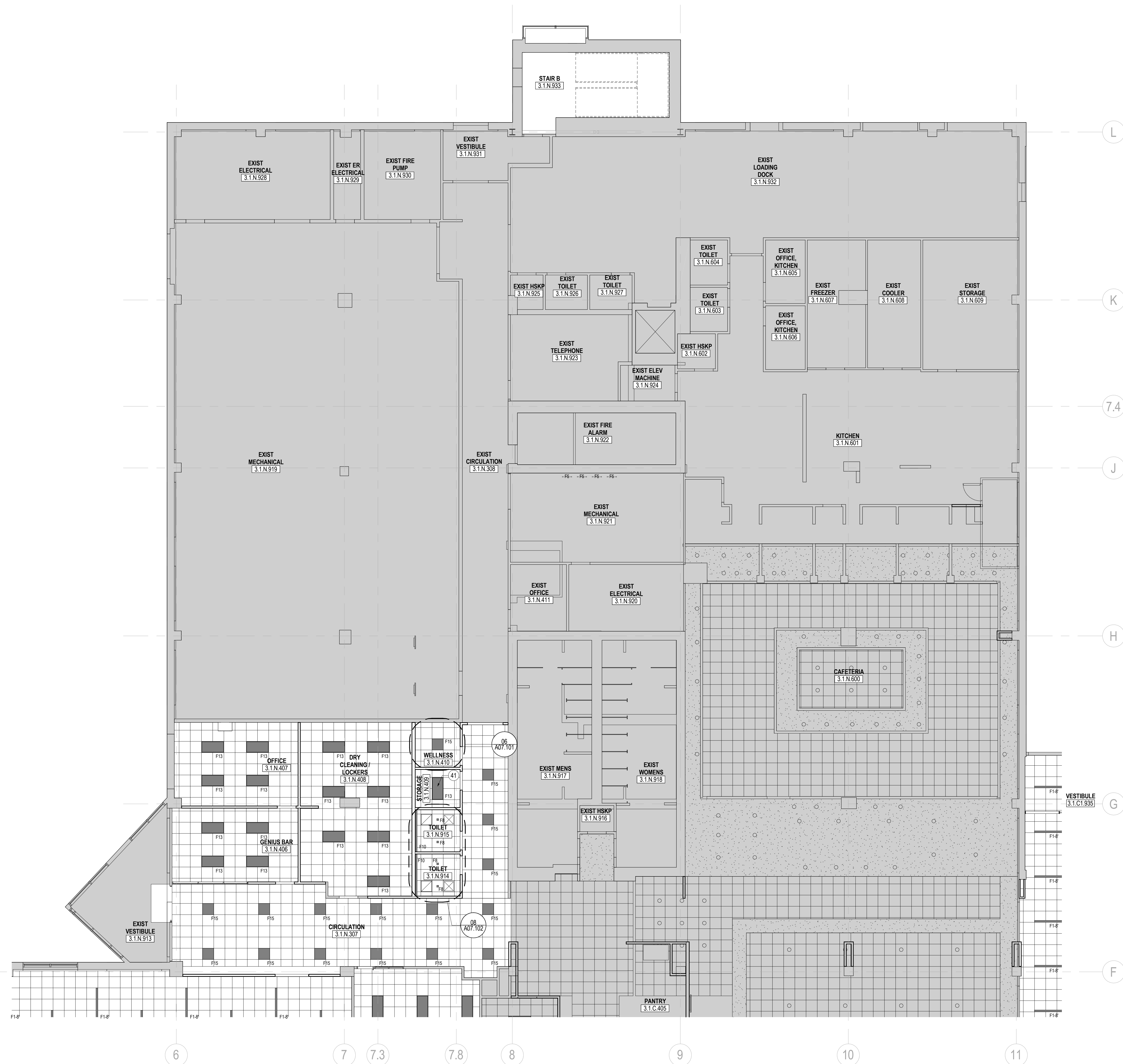
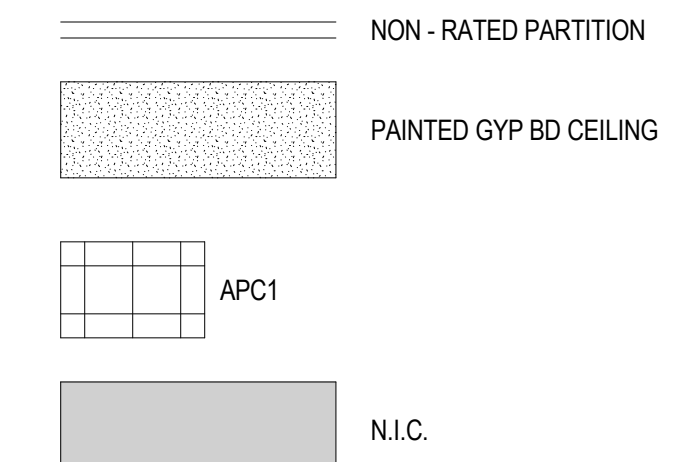


12/15/2017 2:16:54 PM I:\gms\ad\projects\Revit\Level\Access\25168591\003-UNUM-PORTLAND-HO3\_2016\_251685.rvt

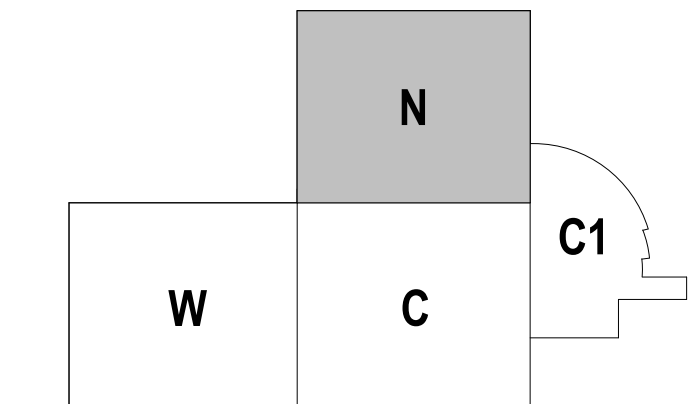


**01 REFLECTED CEILING PLAN - LEVEL 01 - AREA N**

SCALE: 1/8" = 1'-0"



**KEY PLAN**



REFLECTED CEILING PLAN - LEVEL 01 - AREA N - HO3

Scale  
1/8" = 1'-0"

**A02.211N**

**SHEET NOTES**


41 CENTER LIGHT IN ROOM.

**GENERAL NOTES**

- A. ALL CEILINGS TO BE 9'-4" U.N.O.
- B. REFER TO SERIES G00 FOR GRAPHIC SYMOLS, ABBREVIATIONS, GENERAL NOTES AND TYPICAL MOUNTING DIAGRAMS FOR SWITCHES AND DIMMERS.
- C. DO NOT SCALE DRAWINGS. WRITTEN DIMENSIONS GOVERN. IN CASE OF CONFLICT, NOTIFY ARCHITECT. ARCHITECT'S REFLECTED CEILING PLAN SUPERSEDES ALL OTHERS.
- D. DRAWINGS TO BE READ IN CONJUNCTION WITH LIGHTING FIXTURES SCHEDULE AND SPECIFICATIONS BY ELECTRICAL ENGINEER. IN CASE OF CONFLICT, NOTIFY ARCHITECT PRIOR TO PROCEEDING.
- E. REFER TO ENGINEER'S DRAWINGS FOR LIGHTING, DIFFUSERS, SPRINKLERS, FIRE ALARM DEVICES AND OTHER ITEMS IN THE CEILING.
- F. VERIFY LOCATION AND SIZE OF ALL ACCESS PANELS IN GYPSUM CEILINGS WITH ARCHITECT.
- G. ALL LIGHTS, SPRINKLER HEADS, SPEAKERS, EXIT SIGNS, AND OTHER CEILING-MOUNTED DEVICES IN APC TO BE CENTERED IN TILE IN BOTH DIRECTIONS, U.N.O.
- H. PROVIDE SHADOW MOULD AT ALL PERIMETER CONDITIONS OF APC, U.N.O.
- J. ALL GYPSUM BOARD CEILINGS AND SOFFITS TO BE FABRICATED WITH 5/8" SAG-RESISTANT GYPSUM BOARD.
- K. ALL GYPSUM BOARD CEILINGS AND SOFFITS TO BE PAINTED P7, U.N.O.
- L. SUSPENDED CEILING GRID SYSTEM AND ACOUSTIC PANEL TO BE C1, U.N.O.
- M. CENTER CEILING GRID AND TILE IN ROOMS AS SHOWN, U.N.O.
- N. BOTTOM OF ALL SUSPENDED F2 LIGHT FIXTURES TO BE AT 9'-4". REFER TO INTERIOR ELEVATIONS FOR HEIGHT OF ALL OTHER PENDANTS, TYP.
- P. REFER TO ELECTRICAL DRAWINGS FOR LIGHT FIXTURE SCHEDULE.
- Q. INSTALL NEW ROLLER SHADES AT ALL EXTERIOR WINDOWS. REFER TO DETAIL 09A06.201 FOR ADDITIONAL INFORMATION.

Date	Description
12/15/17	ISSUE FOR PERMIT & CONSTRUCTION

Seal / Signature



Project Name

Unum Workplace Transformation - Phase 2 & 3 (HO2 & HO3)

Project Number

59.6481.003

Description

REFLECTED CEILING PLAN - LEVEL 01 - AREA N - HO3



2211 Congress Street  
Portland, ME 04122

**Gensler**

214 North Tryon Street  
Suite 2320  
Charlotte, NC 28202  
United States

Tel 704.377.2725  
Fax 704.377.2807