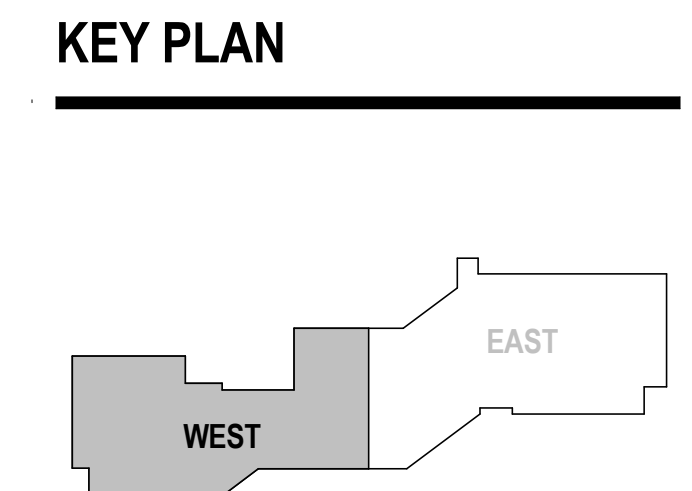
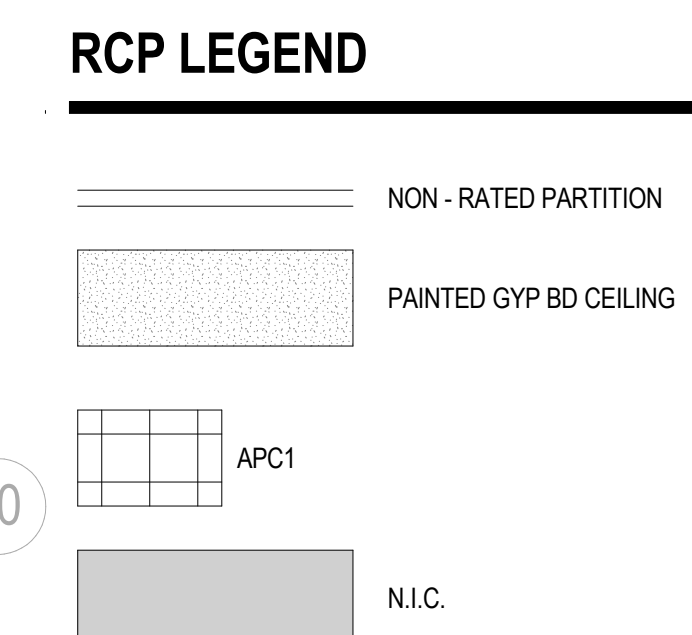



**1 REFLECTED CEILING PLAN - LEVEL 00 - WEST**  
SCALE: 1/8" = 1'-0"

- SHEET NOTES**
- 04 PROVIDE DIMMER SWITCH FOR LIGHTING IN THIS ROOM.
  - 06 REFER TO MECHANICAL FOR PERIMETER DIFFUSER CONFIGURATION
  - 09 DASHED LINE INDICATES FACE OF SOFFIT ABOVE; REFER TO DETAIL FOR MORE INFORMATION.

- GENERAL NOTES**
- A. ALL CEILINGS TO BE 9'-4"; U.N.O.
  - B. REFER TO SERIES G00 FOR GRAPHIC SYMBOLS, ABBREVIATIONS, GENERAL NOTES AND TYPICAL MOUNTING DIAGRAMS FOR SWITCHES AND DIMMERS.
  - C. DO NOT SCALE DRAWINGS. WRITTEN DIMENSIONS GOVERN. IN CASE OF CONFLICT, NOTIFY ARCHITECT. ARCHITECT'S REFLECTED CEILING PLAN SUPERSEDES ALL OTHERS.
  - D. DRAWINGS TO BE READ IN CONJUNCTION WITH LIGHTING FIXTURES SCHEDULE AND SPECIFICATIONS BY ELECTRICAL ENGINEER. IN CASE OF CONFLICT, NOTIFY ARCHITECT PRIOR TO PROCEEDINGS.
  - E. REFER TO ENGINEER'S DRAWINGS FOR LIGHTING, DIFFUSERS, SPRINKLERS, FIRE ALARM DEVICES AND OTHER ITEMS IN THE CEILING.
  - F. VERIFY LOCATION AND SIZE OF ALL ACCESS PANELS IN GYPSUM CEILINGS WITH ARCHITECT.
  - G. ALL LIGHTS, SPRINKLER HEADS, SPEAKERS, EXIT SIGNS, AND OTHER CEILING-MOUNTED DEVICES IN APC TO BE CENTERED IN TILE IN BOTH DIRECTIONS, U.N.O.
  - H. PROVIDE SHADOW MOULD AT ALL PERIMETER CONDITIONS OF APC, U.N.O.
  - J. ALL GYPSUM BOARD CEILINGS AND SOFFITS TO BE FABRICATED WITH 5/8" SAG-RESISTANT GYPSUM BOARD.
  - K. ALL GYPSUM BOARD CEILINGS AND SOFFITS TO BE PAINTED P7, U.N.O.
  - L. SUSPENDED CEILING GRID SYSTEM AND ACOUSTIC PANEL TO BE C1, U.N.O.
  - M. CENTER CEILING GRID AND TILE IN ROOMS AS SHOWN, U.N.O.
  - N. BOTTOM OF ALL SUSPENDED LIGHT FIXTURES TO BE AT 9'-4"
  - P. REFER TO ELECTRICAL DRAWINGS FOR LIGHT FIXTURE SCHEDULE
  - Q. INSTALL NEW ROLLER SHADES AT ALL EXTERIOR WINDOWS. REFER TO DETAIL 09/A06.201 FOR ADDITIONAL INFORMATION.



Date	Description
12/15/17	ISSUE FOR PERMIT & CONSTRUCTION



Project Name  
**Unum Workplace Transformation - Phase 2 & 3 (HO2 & HO3)**

Project Number  
**59.6481.003**

Description  
**REFLECTED CEILING PLAN - LEVEL 00 - WEST - HO2**

Scale  
**1/8" = 1'-0"**

**A02.200W**

12/15/2017 9:40:33 AM I:\genstar\ad\projects\Revit\Level\A02\A02.200W-PORTLAND-HO2\_2016\_22462.rvt