



1 REFLECTED CEILING PLAN - LEVEL 00 - EAST - PH3
SCALE: 1/8" = 1'-0"

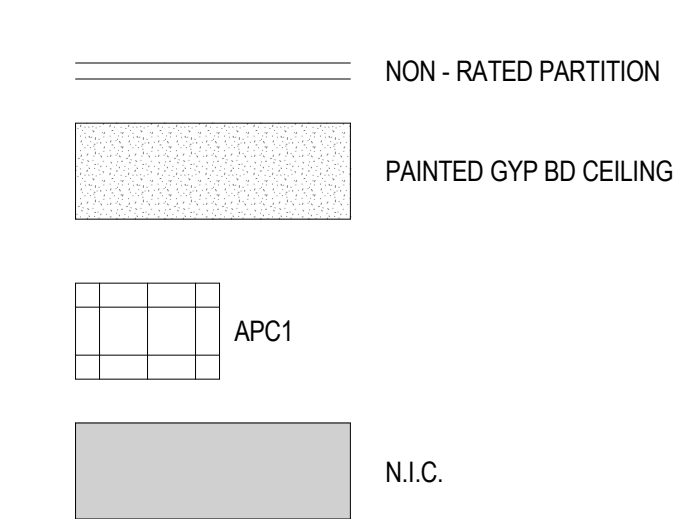
SHEET NOTES

- 03 GC TO COORDINATE INSTALLATION OF SOUND MASKING SYSTEM PRIOR TO FINISH PAINTING AT OPEN CEILING AREAS. SPEAKERS TO BE PAINTED TO MATCH CEILING FINISH.
- 06 REFER TO MECHANICAL FOR PERIMETER DIFFUSER CONFIGURATION

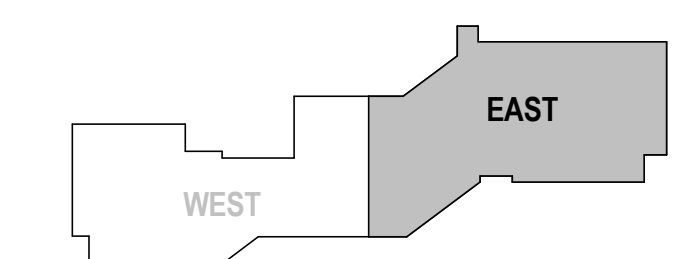
GENERAL NOTES

- A. ALL CEILINGS TO BE 9'-4", U.N.O.
- B. REFER TO SERIES G00 FOR GRAPHIC SYMBOLS, ABBREVIATIONS, GENERAL NOTES AND TYPICAL MOUNTING DIAGRAMS FOR SWITCHES AND DIMMERS.
- C. DO NOT SCALE DRAWINGS. WRITTEN DIMENSIONS GOVERN. IN CASE OF CONFLICT, NOTIFY ARCHITECT. ARCHITECT'S REFLECTED CEILING PLAN SUPERSEDES ALL OTHERS.
- D. DRAWINGS TO BE READ IN CONJUNCTION WITH LIGHTING FIXTURES SCHEDULE AND SPECIFICATIONS BY ELECTRICAL ENGINEER. IN CASE OF CONFLICT, NOTIFY ARCHITECT PRIOR TO PROCEEDING.
- E. REFER TO ENGINEER'S DRAWINGS FOR LIGHTING, DIFFUSERS, SPRINKLERS, FIRE ALARM DEVICES AND OTHER ITEMS IN THE CEILING.
- F. VERIFY LOCATION AND SIZE OF ALL ACCESS PANELS IN GYPSUM CEILINGS WITH ARCHITECT.
- G. ALL LIGHTS, SPRINKLER HEADS, SPEAKERS, EXIT SIGNS, AND OTHER CEILING-MOUNTED DEVICES IN APC TO BE CENTERED IN TILE IN BOTH DIRECTIONS, U.N.O.
- H. PROVIDE SHADOW MOULD AT ALL PERIMETER CONDITIONS OF APC. U.N.O.
- J. ALL GYPSUM BOARD CEILINGS AND SOFFITS TO BE FABRICATED WITH 5/8" SAG-RESISTANT GYPSUM BOARD.
- K. ALL GYPSUM BOARD CEILINGS AND SOFFITS TO BE PAINTED P7, U.N.O.
- L. SUSPENDED CEILING GRID SYSTEM AND ACOUSTIC PANEL TO BE C1, U.N.O.
- M. CENTER CEILING GRID AND TILE IN ROOMS AS SHOWN, U.N.O.
- N. BOTTOM OF ALL SUSPENDED LIGHT FIXTURES TO BE AT 9'-4"
- P. REFER TO ELECTRICAL DRAWINGS FOR LIGHT FIXTURE SCHEDULE
- Q. INSTALL NEW ROLLER SHADES AT ALL EXTERIOR WINDOWS. REFER TO DETAIL 09A06.201 FOR ADDITIONAL INFORMATION.

RCP LEGEND




KEY PLAN



Date	Description
12/15/17	ISSUE FOR PERMIT & CONSTRUCTION

Seal / Signature



Project Name

Unum Workplace Transformation - Phase 2 & 3 (HO2 & HO3)

Project Number

59.6481.003

Description

REFLECTED CEILING PLAN - LEVEL 00 - EAST - HO2

Scale

1/8" = 1'-0"

A02.200E.3

12/15/2017 9:47:52 AM I:\gensler\ad\projects\Revit\level\ceiling\A02.200E.3-UNUM-PORTLAND-HO2_2016_22462.rvt