

01 REFLECTED CEILING PLAN - LEVEL 00 - EAST
SCALE: 1/8" = 1'-0"

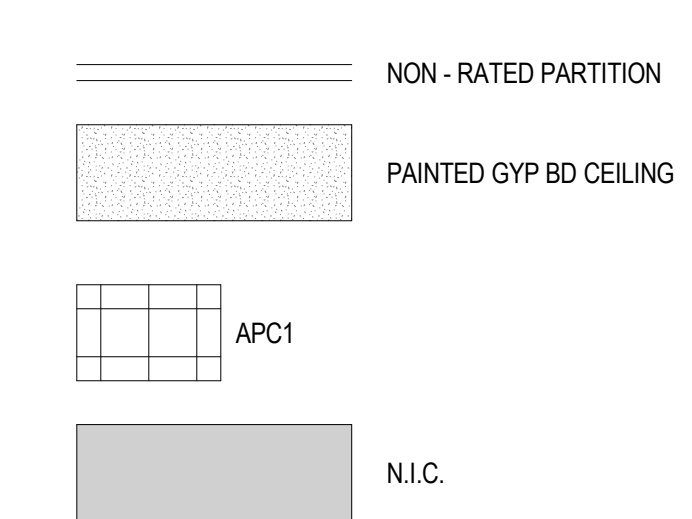
SHEET NOTES

- 01 OPEN CEILING: ALL EXPOSED STRUCTURE, DUCTWORK, CONDUIT, ETC. TO BE FINISHED TO MATCH PT01. REFER TO FINISH LEGEND FOR MORE INFORMATION.
- 02 REMOVE ALL STICKERS & LABELS PRIOR TO PAINTING. REPLACE STICKERS & LABELS AS REQUIRED.
- 03 GC TO COORDINATE INSTALLATION OF SOUND MASKING SYSTEM PRIOR TO FINISH PAINTING AT OPEN CEILING AREAS. SPEAKERS TO BE PAINTED TO MATCH CEILING FINISH.

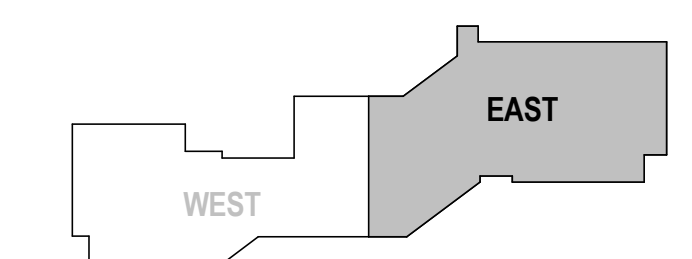
GENERAL NOTES

- A. ALL CEILINGS TO BE 9'-4", U.N.O.
- B. REFER TO SERIES G00 FOR GRAPHIC SYMBOLS, ABBREVIATIONS, GENERAL NOTES AND TYPICAL MOUNTING DIAGRAMS FOR SWITCHES AND DIMMERS.
- C. DO NOT SCALE DRAWINGS. WRITTEN DIMENSIONS GOVERN. IN CASE OF CONFLICT, NOTIFY ARCHITECT. ARCHITECT'S REFLECTED CEILING PLAN SUPERSEDES ALL OTHERS.
- D. DRAWINGS TO BE READ IN CONJUNCTION WITH LIGHTING FIXTURES SCHEDULE AND SPECIFICATIONS BY ELECTRICAL ENGINEER. IN CASE OF CONFLICT, NOTIFY ARCHITECT PRIOR TO PROCEEDING.
- E. REFER TO ENGINEER'S DRAWINGS FOR LIGHTING, DIFFUSERS, SPRINKLERS, FIRE ALARM DEVICES AND OTHER ITEMS IN THE CEILING.
- F. VERIFY LOCATION AND SIZE OF ALL ACCESS PANELS IN GYPSUM CEILINGS WITH ARCHITECT.
- G. ALL LIGHTS, SPRINKLER HEADS, SPEAKERS, EXIT SIGNS, AND OTHER CEILING-MOUNTED DEVICES IN APC TO BE CENTERED IN TILE IN BOTH DIRECTIONS, U.N.O.
- H. PROVIDE SHADOW MOULD AT ALL PERIMETER CONDITIONS OF APC, U.N.O.
- J. ALL GYPSUM BOARD CEILINGS AND SOFFITS TO BE FABRICATED WITH 5/8" SAG-RESISTANT GYPSUM BOARD.
- K. ALL GYPSUM BOARD CEILINGS AND SOFFITS TO BE PAINTED P7, U.N.O.
- L. SUSPENDED CEILING GRID SYSTEM AND ACOUSTIC PANEL TO BE C1, U.N.O.
- M. CENTER CEILING GRID AND TILE IN ROOMS AS SHOWN, U.N.O.
- N. BOTTOM OF ALL SUSPENDED LIGHT FIXTURES TO BE AT 9'-4"
- P. REFER TO ELECTRICAL DRAWINGS FOR LIGHT FIXTURE SCHEDULE
- Q. INSTALL NEW ROLLER SHADES AT ALL EXTERIOR WINDOWS. REFER TO DETAIL 09A06.201 FOR ADDITIONAL INFORMATION.

RCP LEGEND




KEY PLAN



Date	Description
08/18/17	ISSUE FOR PERMIT & CONSTRUCTION

Seal / Signature



Project Name

Unum Workplace
Transformation- Phase 1 (HO2)

Project Number

59.6481.003

Description

REFLECTED CEILING PLAN - LEVEL 00
- EAST - HO2

Scale

1/8" = 1'-0"

A02.200E