


No.	Date	Description



JOB NO:
14-074

DRWN: SMD CHK: CDR

SCALE:
As indicated

ISSUE: 12 FEB 2016
PERMIT SET

TITLE:
1ST FLR.
REFLECTED
CEILING PLAN

SHEET:
A111

GENERAL CEILING NOTES:

1. CEILING PLANS DO NOT SHOW EVERY FIXTURE OR COMPONENT. REFER TO ELECTRICAL, PLUMBING, MECHANICAL AND STRUCTURAL DRAWINGS FOR EXTENT OF ALL CEILING PENETRATIONS AND INSTALLATIONS AND COORDINATE PRIOR TO INSTALLATION.
2. SEE MECH. DRAWINGS FOR RETURNS AND DIFFUSER LOCATIONS AND SIZES. SHOW HERE FOR REFERENCE ONLY.
3. SEE ELECT. DRAWINGS FOR LIGHT TYPES AND ADDITIONAL INFORMATION.
4. ALLOW FOR 15% OF INTENDED CEILING TILE REUSE / REINSTALLATION TO BE REPLACED.

CEILING TYPES:

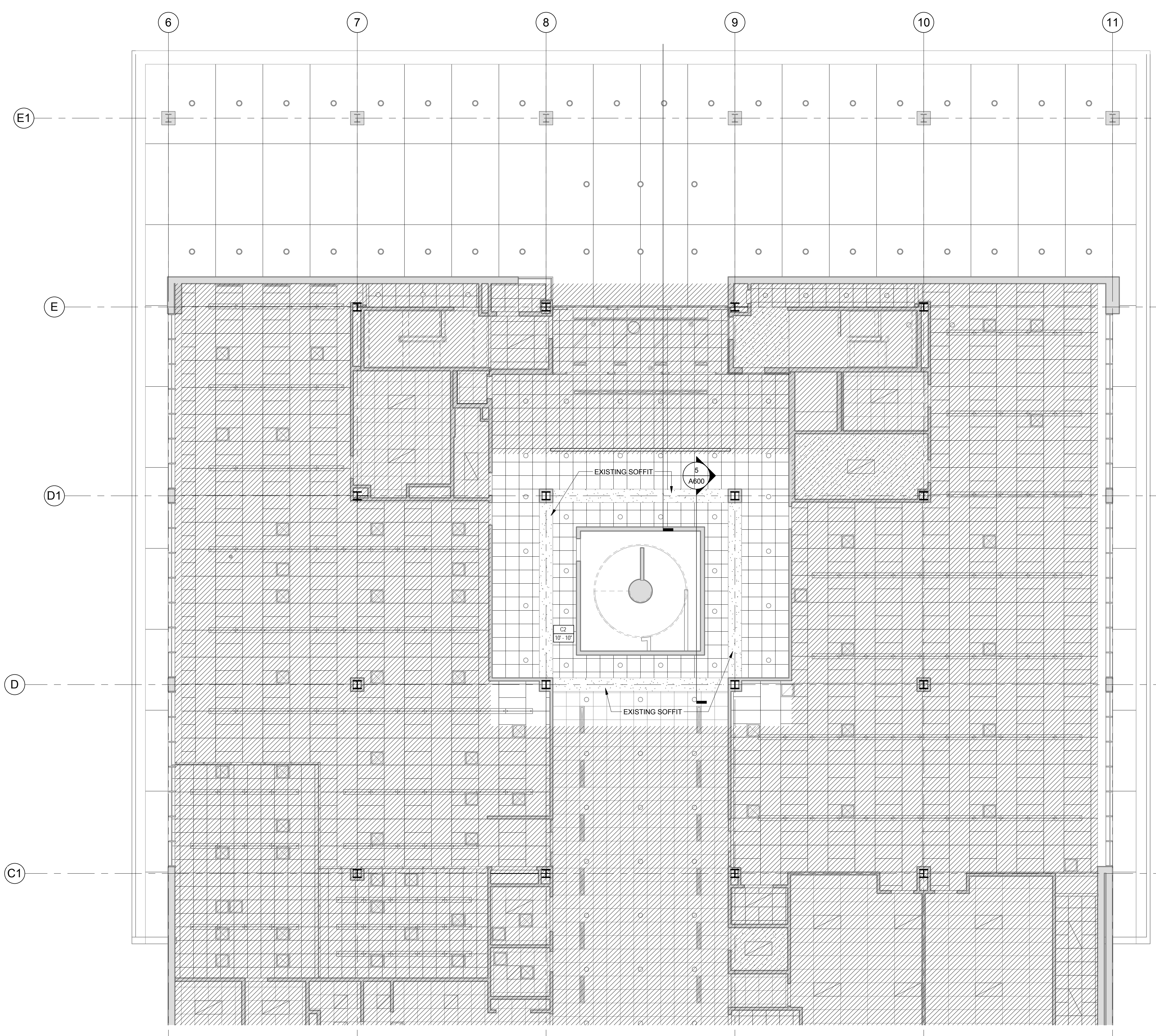
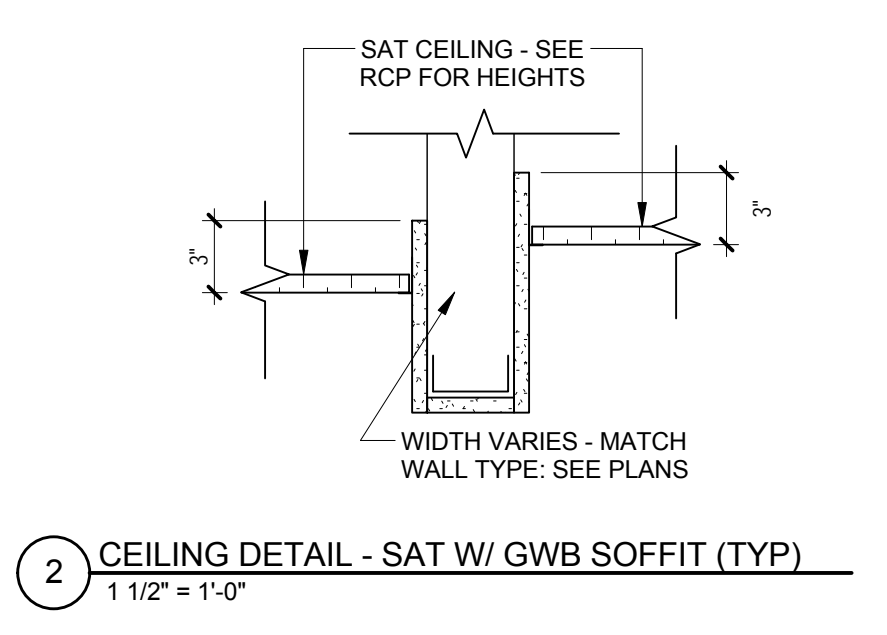
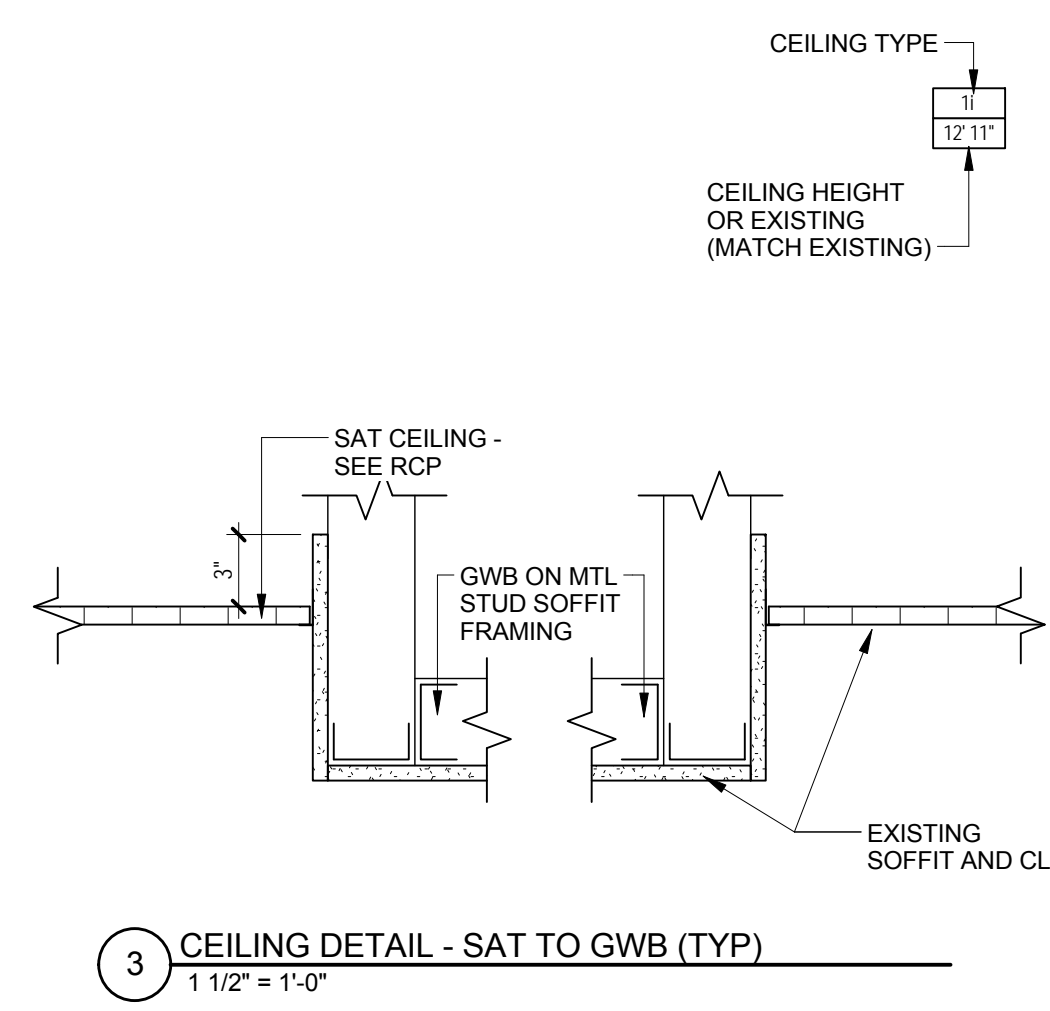
C1	2'X4' ACOUSTICAL CEILING TILE
C2	2'X2' ACOUSTICAL CEILING TILE
GWB	GWB SOFFIT OR CEILING
EXP	EXPOSED STRUCTURE

EXISTING CEILING TYPES:

XC1	EXISTING 2'X2' CEILING TILE
XC2	EXISTING 2'X4' CEILING TILE
XGWB	EXISTING GWB SOFFIT OR CEILING
EXP	EXPOSED STRUCTURE

CEILING FIXTURES LEGEND:

	EXISTING LIGHTING FIXTURES - INCLUDES DIRECT / INDIRECT FLOURESCENT NITE AND EMERGENCY LIGHTS - BOTH 2'X2 & 2'X4, FLOURESCENT LIGHT TROFFER & FLOURESCENT LIGHT - LENSED
	PLENUM RETURNS (SIZE VARY)
	LINEAR PENDANTS
	RECESSED CAN
	LINEAR FLOURESCENT STRIP LIGHT
	DIFFUSER
	SPEAKER
	MIRROR (SALVAGE)
	CEILING MOUNTED STROBE/HORN
	(R) RELOCATED LIGHT FIXTURE



1 FIRST FLR. - REFLECTED CEILING PLAN
 1/8" = 1'-0"

