RESERVED FOR CITY OF PORTLAND

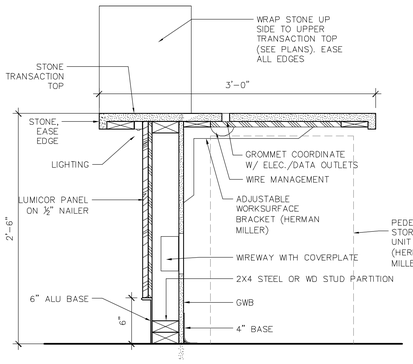

G1 RECEPTION DESK SECTION
1-1/2" = 1'-0"

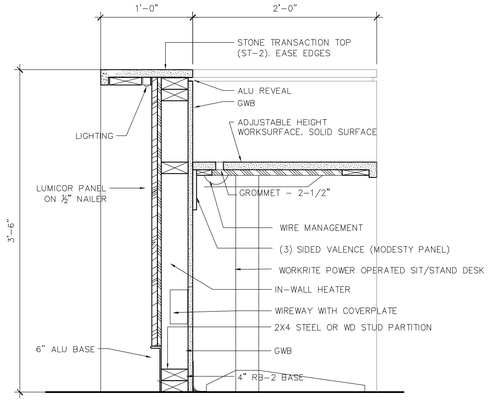

G4 RECEPTION DESK SECTION
1-1/2" = 1'-0"

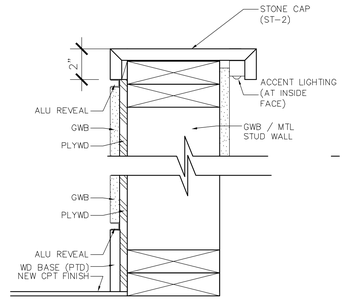

G6 WALL DETAIL
3" = 1'-0"

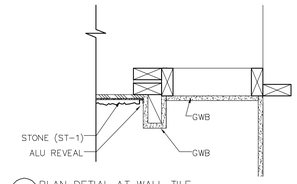

F6 PLAN DETIAL AT WALL TILE
1-1/2" = 1'-0"

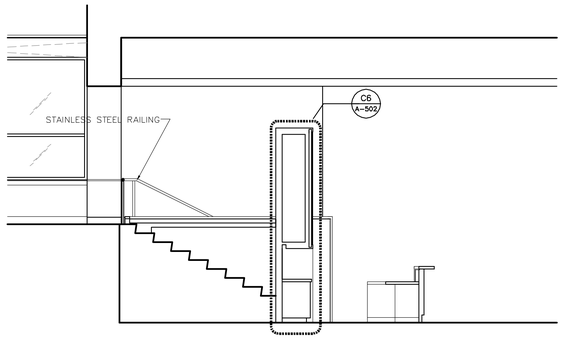

E1 RECEPTION DESK SECTION
1/4" = 1'-0"

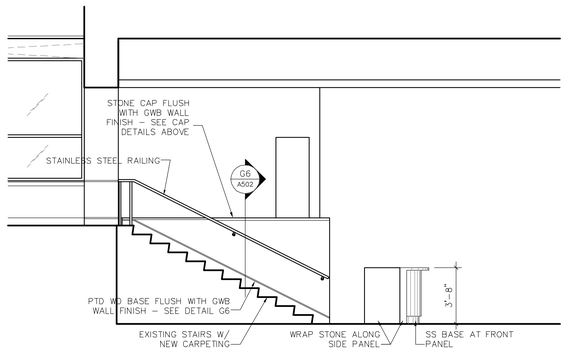

E4 RECEPTION DESK SIDE ELEVATION
1/4" = 1'-0"

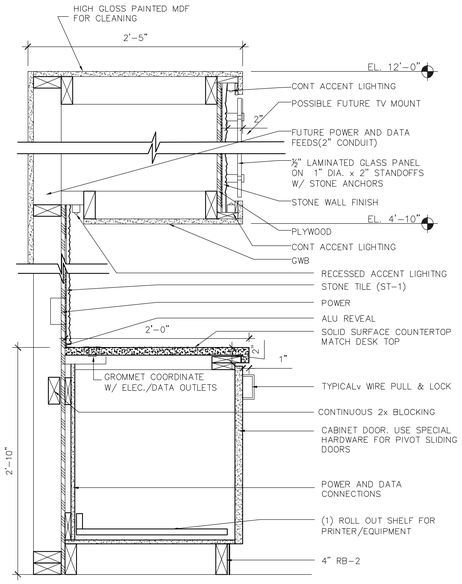

C6 STORAGE/DISPLAY SECTION DETAIL
1-1/2" = 1'-0"

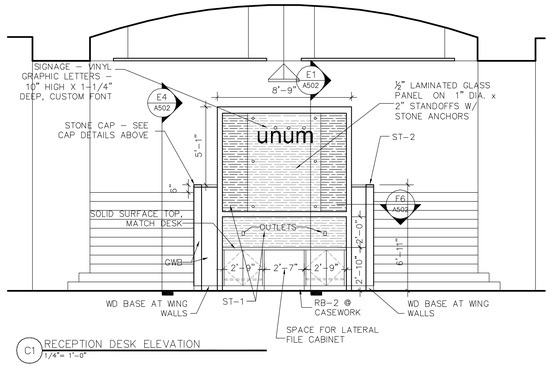

C1 RECEPTION DESK ELEVATION
1/4" = 1'-0"

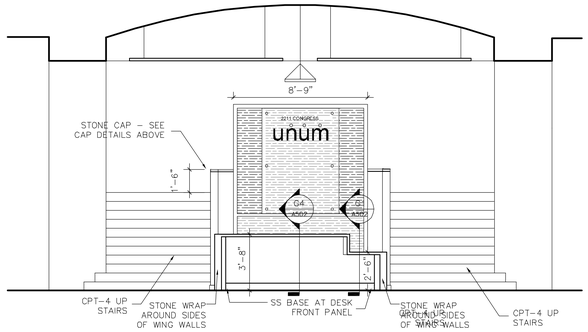

C2 RECEPTION DESK ELEVATION
1/4" = 1'-0"

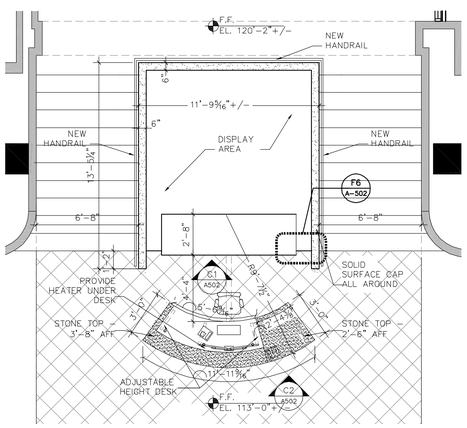

A1 ENLARGED RECEPTION AREA PLAN
1/4" = 1'-0"

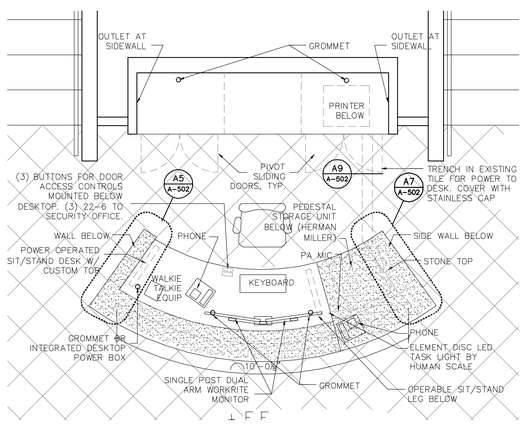

A3 ENLARGED RECEPTION DESK PLAN
1/2" = 1'-0"

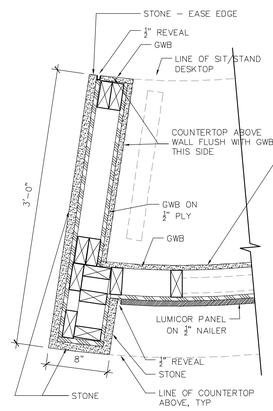

A5 RECEPTION DESK PLAN DETAIL
1-1/2" = 1'-0"

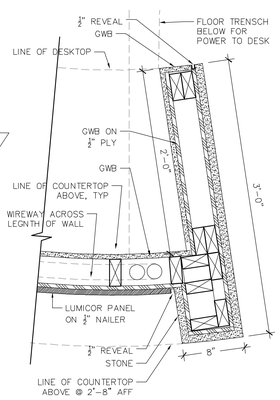

A7 RECEPTION DESK PLAN DETAIL
1-1/2" = 1'-0"

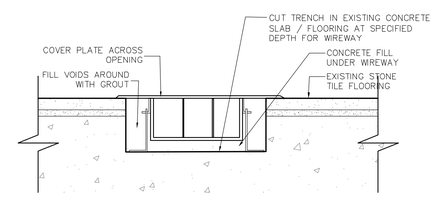

A9 FLOOR DETAIL AT WIREWAY TRENCH
3" = 1'-0"

PDT ARCHITECTS
49 DARTMOUTH STREET
PORTLAND, MAINE 04101
207-775-1059
www.pdtarchs.com

Allied Engineering
Structural Mechanical Electrical Commissioning
160 Veranda Street
Portland, Maine 04103
T: 207.221.2260
F: 207.221.2266
Web: www.allied-eng.com

allied Project No:

CAD File:

COPYRIGHT 2014
PDT Architects
Reuse or reproduction of the contents of this document is not permitted without written permission of PDT Architects.

2014 UNUM - HOI Interior Renovations
PORTLAND, MAINE

LICENSED ARCHITECT BRIAN CLEY 3231 STATE OF MAINE

PDT JOB NO. 13-096

DRAWN CLL

SCALE VARIES

ISSUE: 2 Oct 2014
PERMIT SET

TITLE
RECEPTION DETAILS

SHEET
A502

Thursday, October 2, 2014 3:49:44 PM CHELSEA LIPHAM
H:\MASTER PROJ FILES2\UNUM 2014\10 WORKING FILES\02 ARCHITECTURAL\UNUM CAD\SHEETS\A500 HOI-DETAILS.DWG