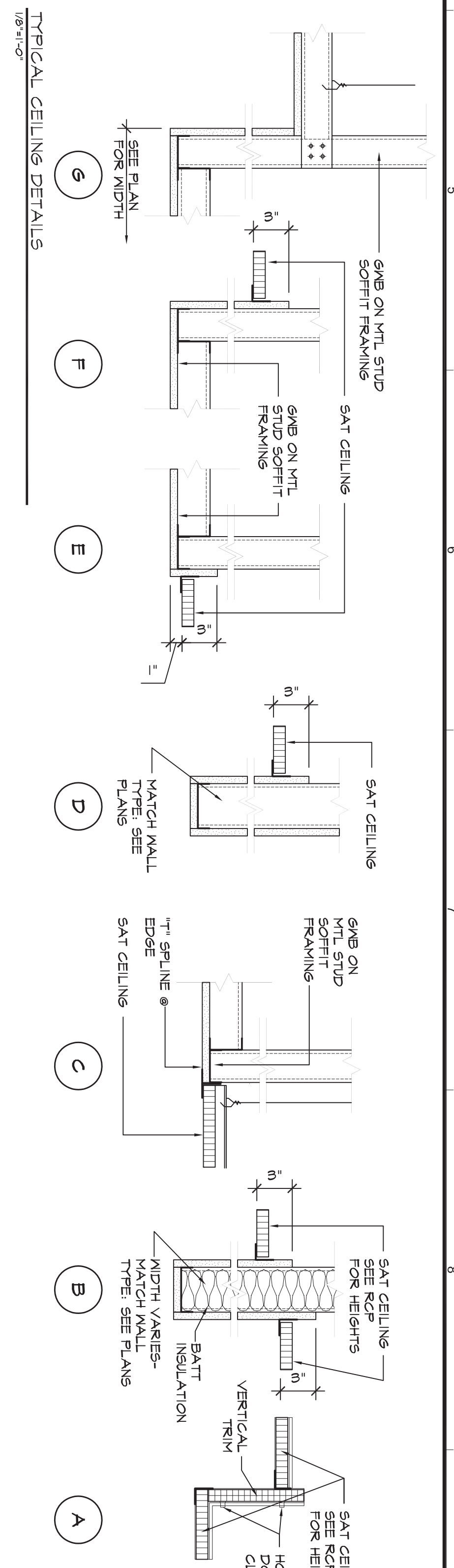


1 BASEMENT FLOOR REFLECTED CEILING PLAN AREA C



GENERAL CEILING NOTES:

- THIS CEILING PLAN IS SHOWN IN NATURE OF CONSTRUCTION. REFER TO ELECTRICAL AND MECHANICAL DRAWINGS FOR FIXTURE TYPES AND LOCATIONS. COORDINATE PRIOR TO INSTALLATION.
- SEE MECH. DWGS. FOR SETTINGS AND DIMENSIONS AND SIZES SHOWN HERE FOR REFERENCE ONLY.
- SEE ELECT. DWGS. FOR LIGHT TYPES AND ADDITIONAL SERVICES.
- CENTER GRID LAYOUT IN ROOMS UNLESS OTHERWISE NOTED.
- ALL COMPONENTS MOUNTED IN OR BELOW SUSPENDED CEILING SHALL BE CENTERED IN THE CEILING TILE UNLESS OTHERWISE NOTED.
- ABATEMENT UNDER SEPARATE CONTRACT HAS REMOVED THESE CEILINGS.

EXISTING CEILING TYPES:

- XC1 - EXISTING 2'x2' CEILING TILE
- XC2 - EXISTING 2'x4' CEILING TILE
- XC3 - EXISTING 2'x9' CEILING TILE
- XC4 - EXISTING CUSTOM GRID CEILING TILE
- XGWB - EXISTING GWB SOFFIT

EXISTING CEILING FIXTURES LEGEND:

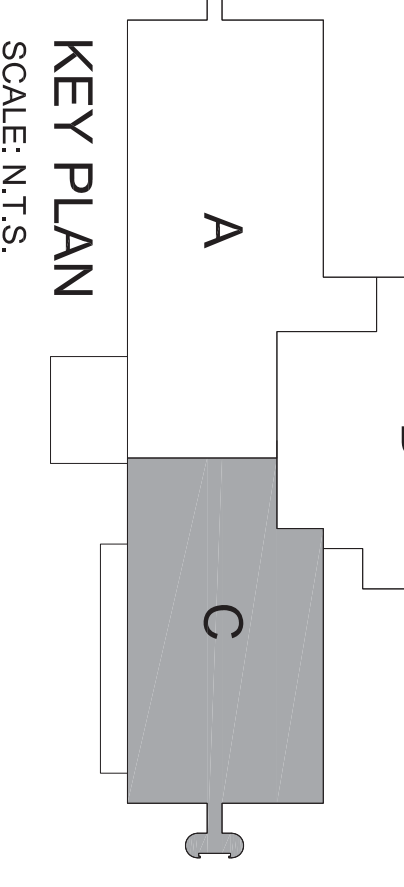
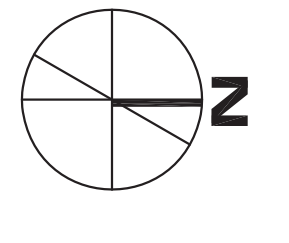
- DIRECT/INDIRECT FLUORESCENT LIGHT - INCLUDES WYE AND EMERGENCY LIGHTS
- LINEAR PENDANT LIGHT
- FLUORESCENT LIGHT TROFFER
- FLUORESCENT LIGHT - LENSED
- PLenum VENTS (SIZES VARY)
- LINEAR FLUORESCENT LIGHT TUBE
- RECESSED CAN
- DIFFUSER
- SPEAKER
- CEILING MOUNTED STROBEMORN
- SECURITY CAMERA
- CEILING MOUNTED SECURITY CAMERA

NEW CEILING TYPES:

- C1 - NEW 2'x2' CEILING TILE
- C1H - NEW 2'x2' CEILING TILE (HUMIDITY)
- C2 - NEW 2'x4' CEILING TILE
- C2H - NEW 2'x4' CEILING TILE (HUMIDITY)
- GWB - NEW GWB SOFFIT OR CEILING

NEW CEILING FIXTURES LEGEND:

- NEW OR RELOCATED FLUORESCENT LIGHT
- NEW OR RELOCATED (SEE ELECTRICAL)
- NEW OR RELOCATED RECESSED CAN (SEE ELECTRICAL)
- NEW OR RELOCATED DIFFUSER (SEE MECHANICAL)
- CEILING MOUNTED SECURITY CAMERA - SEE POSITION
- CEILING MOUNTED STROBEMORN (SEE MECHANICAL)



KEY PLAN
SCALE: N.T.S.