

NOTES:


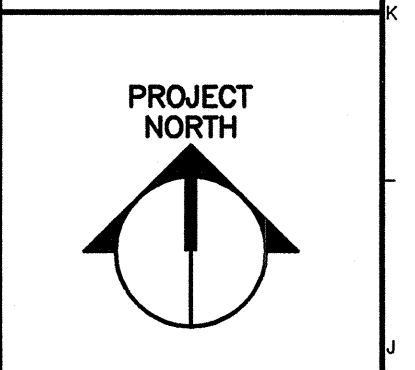
1. SEE SHEET E-001 FOR LEGEND AND GENERAL NOTES.

KEYED NOTES:

- ① MOUNT RECEPTACLE 42" AFF TO CENTER OF DEVICE.
- ② FIELD VERIFY LOCATION FOR EXHAUST FAN VFD.
- ③ FURNISH & INSTALL A NEMA 10-30R RECEPTACLE FOR PIZZA OVEN. WIRING TO BE 3#10 AWG & #10 GND. MOUNT 42" AFF.
- ④ FURNISH & INSTALL A NEMA L14-20R RECEPTACLE MOUNTED 18" AFF. WIRING TO BE 3#12 AWG & #12 GND.
- ⑤ FURNISH & INSTALL A FLOOR MOUNTED NEMA L14-30R RECEPTACLE. WIRING TO BE 3#10 AWG & #10 GND.
- ⑥ PROVIDE POWER FOR PIZZA HEAT LAMPS. PROVIDE WALL MOUNTED SWITCH FOR CONTROL OF LIGHTS.
- ⑦ PROVIDE A NEMA 5-20R SINGLE RECEPTACLE & A NEMA 6-20R RECEPTACLE FOR TOASTERS.
- ⑧ PROVIDE RECESSED FLOOR RECEPT UL LISTED FOR WET LOCATION. COORDINATE PLACEMENT WITH CASH REGISTER STATIONS.
- ⑨ PROVIDE POWER FOR RACK MOUNTED SODA SYSTEM EQUIPMENT.



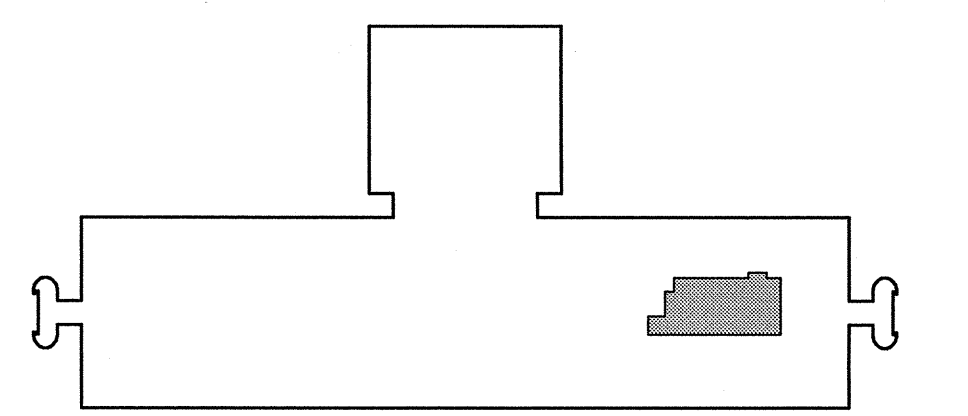
ARCHITECTURE ENGINEERING PLANNING
 144 Fore Street/P.O. Box 618
 Portland, Maine 04104
 Tel: (207) 772-3846
 Fax: (207) 772-1070



UNIMPROVIDENT CORPORATION
 HO-1 BEACON PHASE II
 PORTLAND, MAINE
 PROJECT TITLE:
 CURRENT ISSUE STATUS:
 ISSUED FOR CONSTRUCTION 8-16-2004

REV	DESCRIPTION	DATE
0	ISSUED FOR CONSTRUCTION	8-16-04

GRAPHIC SCALE:
 0" 1"
 SCALE: 1/4"=1'-0"
 PROJECT MANAGER: JLH
 JC/DRAWN BY: CEB/JSG
 A/E OF RECORD: JLH
 CAD FILE: EP101-04054
 PROJECT NO: 04054-00
 DATE:
 SHEET TITLE:



POWER PLAN
 SERVERY
 SHEET No.
 EP101

A1 FLOOR PLAN - SERVERY

A14 KEYPLAN

1/4"=1'-0"

NOT TO SCALE