



LIGHT FIXTURE SCHEDULE					
TYPE	DESCRIPTION	MFR.	LAMPS	MOUNTING	NOTES
A	2x4 PARABOLIC, 18 CELL TROFFER W/3" SEMI SPECULAR LOUVERS. 277V	COLUMBIA P424 SERIES	3-F32T8 3500K	CEILING RECESSED	
B	2x2 DIRECT/INDIRECT FIXTURES. 277V	FOCAL POINT FLU 22B SERIES	2-F40 BX 3500K	CEILING RECESSED	
C	8" ROUND APERTURE DOWNLIGHT W/ AMERICAN MATTE REFLECTOR. 277V	PRESCOLITE CFTD8 SERIES	2-26 W TRIPLE TUBE	CEILING RECESSED	
Ⓧ	EMERGENCY EXIT SIGN W/GREEN LETTERING & BRUSHED ALUMINUM FACE. 277V	EMERGITLITE PRECEPTOR SERIES	LED	WALL OR CEILING	

NOTES:
 1. SEE SHEET E-001 FOR LEGEND AND GENERAL NOTES.
 2. SEE SHEET EL101 FOR LOCATION OF PANELBOARD HL1E.

KEYED NOTES:
 ① NEW FIXTURES TO BE FED FROM EXISTING EMERGENCY LIGHTING BRANCH CIRCUIT FEEDING LIGHTS IN ADJACENT CAFETERIA. FIELD VERIFY WITH AMETER.
 ② UTILIZE EXISTING OUTLET BOXES FOR NEW SWITCHES SHOWN.

SM RT
 ARCHITECTURE ENGINEERING PLANNING
 SMART
 144 Fore Street P.O. Box 618
 Portland, Maine 04104
 tel. (207) 772-3846
 fax. (207) 772-1070

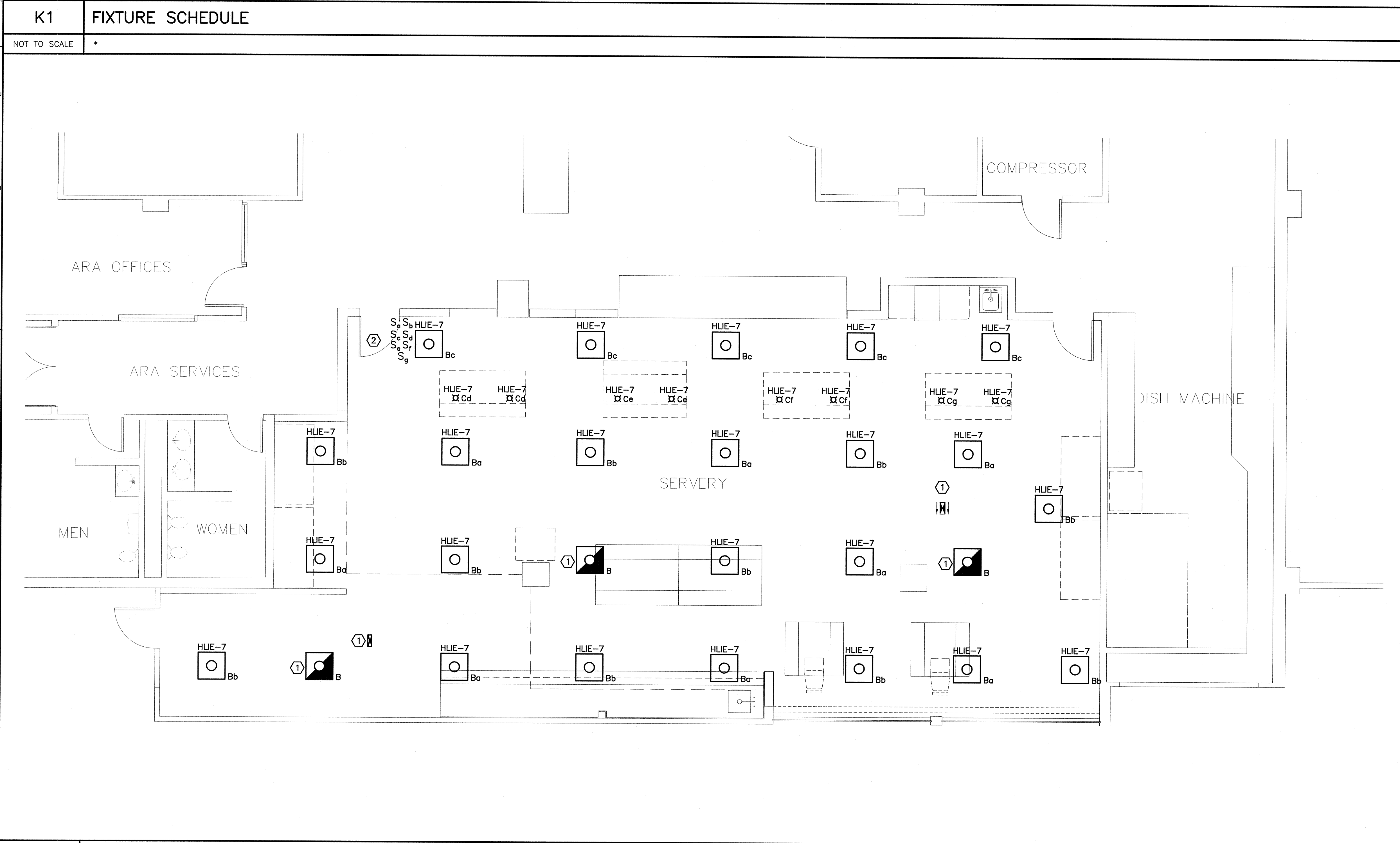
PROJECT NORTH



PROJECT TITLE: UNIMPROVIDENT CORPORATION HO-1 BEACON PHASE II PORTLAND, MAINE
 CURRENT ISSUE STATUS: ISSUED FOR CONSTRUCTION 8-16-2004

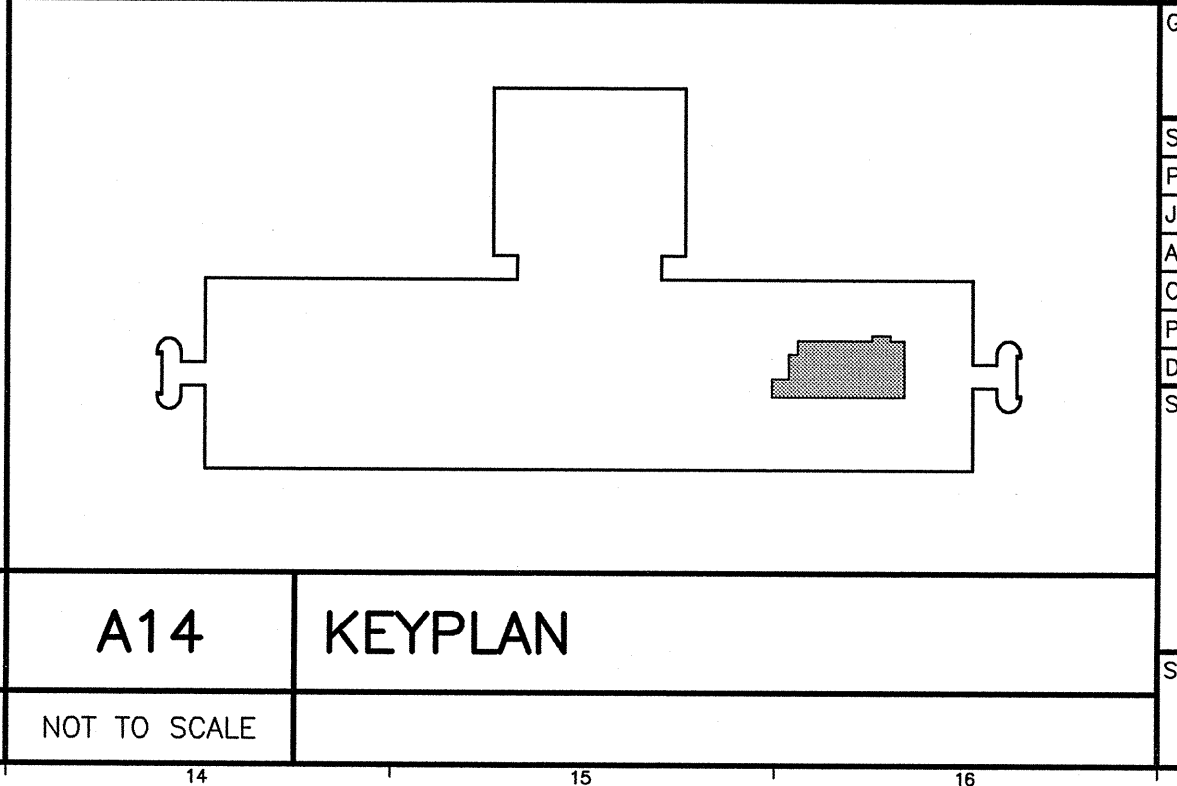
REV	DESCRIPTION	DATE
0	ISSUED FOR CONSTRUCTION	8-16-04

GRAPHIC SCALE:
 0" = 1"
 SCALE: 1/4"=1'-0"
 PROJECT MANAGER: JLH
 JC/DRAWN BY: CEB/JSG
 A/E OF RECORD: JLH
 CAD FILE: EL101-04054
 PROJECT NO: 04054-00
 DATE:
 SHEET TITLE:

LIGHTING PLAN AND FIXTURE SCHEDULE
 SHEET No. EL101



A1 FLOOR PLAN - SERVERY
 1/4"=1'-0"



A14 KEYPLAN
 NOT TO SCALE