
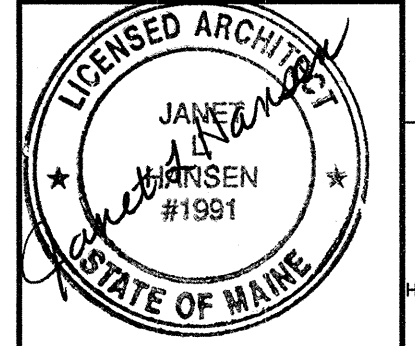



- GENERAL DEMOLITION NOTES**
1. FIELD VERIFY ALL DIMENSIONS AND LAYOUT PRIOR TO PROCEEDING WITH WORK. NOTIFY ARCHITECT IN WRITING OF ANY DISCREPANCIES OR INCONSISTENCIES.
 2. CONTRACTOR SHALL BE RESPONSIBLE FOR THE CUTTING AND PATCHING OF FLOORS, WALLS AND CEILINGS DUE TO REWORK AND/OR REMOVAL OF MECHANICAL, PLUMBING, AND ELECTRICAL WORK.
 3. THE CONTRACTOR SHALL OBTAIN ALL NECESSARY PERMITS. THE CONTRACTOR SHALL ALSO COMPLY WITH THE CURRENT LOCAL AND STATE BUILDING CODES AND ALL OTHER APPLICABLE LAWS, REGULATIONS AND STANDARDS.
 4. ANY WALL, PARTITION OR SURFACE DISTURBED BECAUSE OF NEW WORK OR DEMOLITION SHALL BE PATCHED AND FINISHED CONTINUOUSLY TO THE NEAREST CORNER UNLESS NOTED OTHERWISE. MATCH EXISTING FINISHES.
 5. SHOULD EXISTING ASBESTOS-CONTAINING MATERIALS BE ENCOUNTERED DURING ANY REMOVAL, ALTERATION, CUTTING OR PATCHING WORK, NOTIFY OWNER IMMEDIATELY AND DO NOT PROCEED WITH FURTHER WORK INVOLVING THE ASBESTOS.
 6. COORDINATE EXTENT OF DEMOLITION WITH LOCATIONS OF PARTITIONS DESCRIBED ON PLANS AND WITH LOCATIONS OF FINISHES NOTED AS EXISTING TO REMAIN.
 7. DIMENSIONS INDICATED ± ARE EXISTING CONDITION DIMENSIONS TO BE VERIFIED IN FIELD.



ARCHITECTURE ENGINEERING PLANNING
 S.M. SRT
 144 Fore Street P.O. Box 618
 Portland, Maine 04104
 tel. (207) 772-3846
 fax. (207) 772-1070



PROJECT TITLE:
 UNUMPROVIDENT CORPORATION
 HO-1 BEACON PHASE II
 PORTLAND, MAINE
 CURRENT ISSUE STATUS:
 ISSUED FOR CONSTRUCTION
 8-16-2004

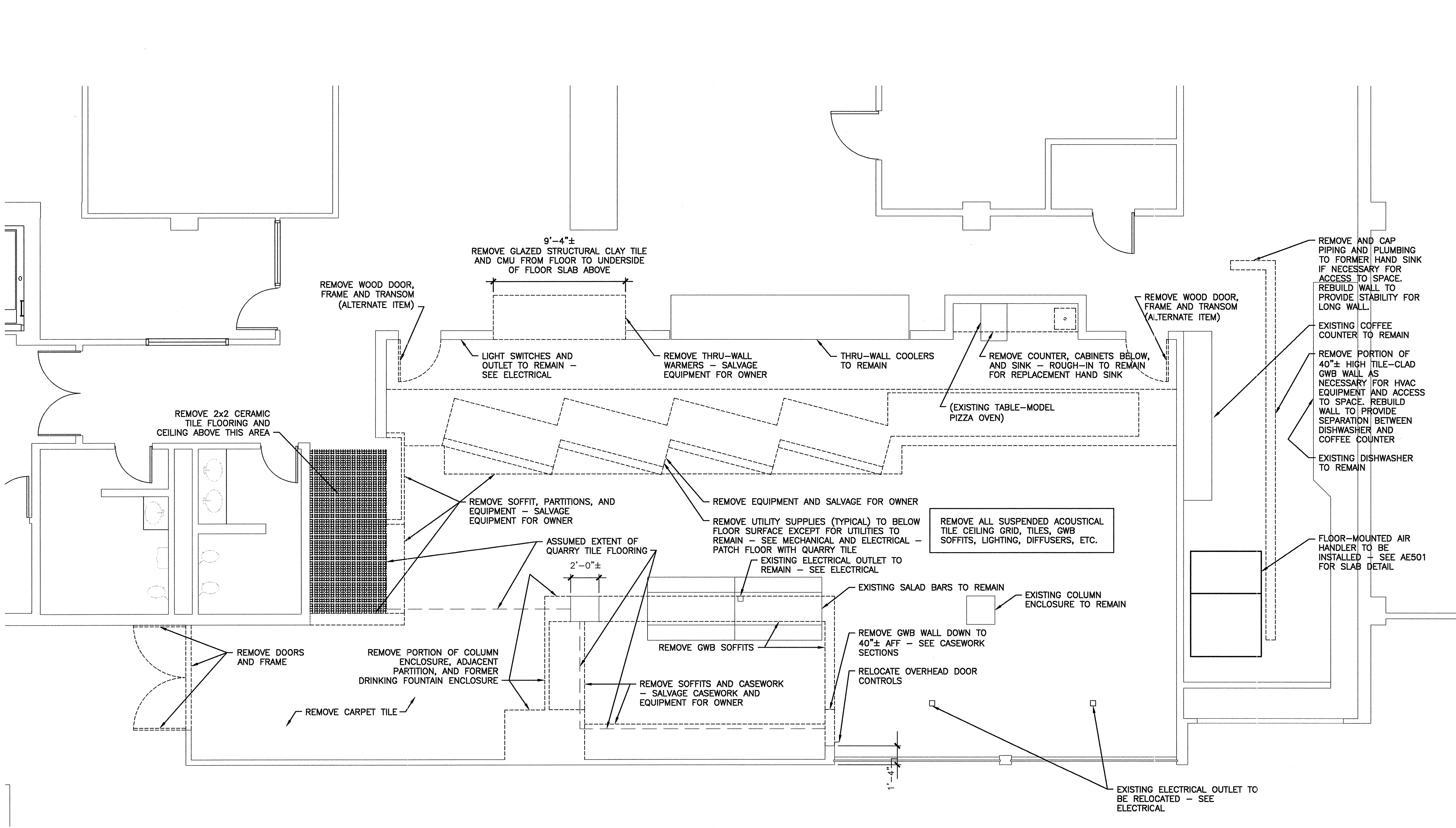
REV	DATE	DESCRIPTION
0	8-16-04	ISSUED FOR CONSTRUCTION

GRAPHIC SCALE:
 0" 1"
 SCALE: 1/4"=1'-0"
 PROJECT MANAGER: JLH
 JC/DRAWN BY: CEB
 A/E OF RECORD: JLH
 CAD FILE: AD101-04054
 PROJECT NO: 04054-00
 DATE:
 SHEET TITLE:

DEMOLITION FLOOR PLANS
 SERVERY
 SHEET No.
AD101
 © COPYRIGHT 2004 S.M. SRT INC.

A1 DEMOLITION PLAN – ELECTRICAL ROOM

1/4"=1'-0"
 *



A1 DEMOLITION PLAN – SERVERY

1/4"=1'-0"
 *

A14 KEYPLAN

NOT TO SCALE