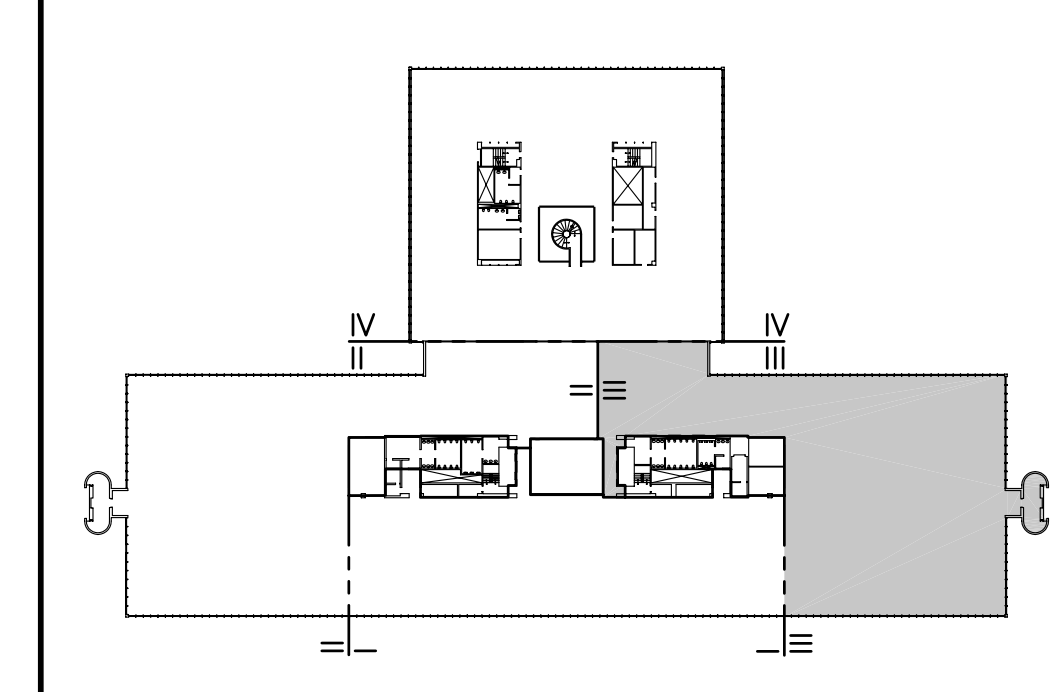
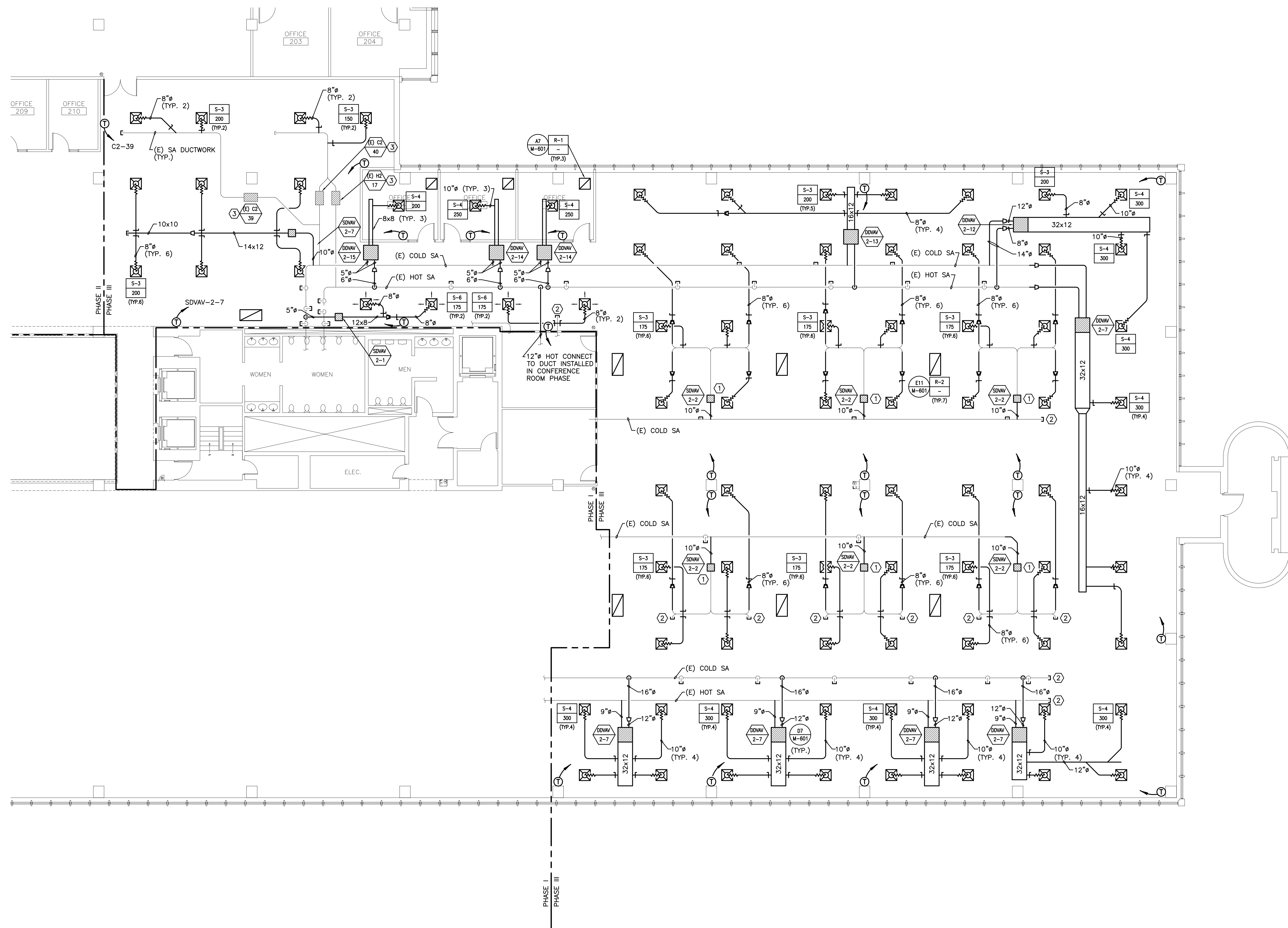


NOTES:

1. SEE SHEET M-001 FOR LEGEND AND ABBREVIATIONS.
2. ALL EXISTING DUCT HANGERS SHALL REMAIN FOR FUTURE USE.

KEYED NOTE:

- ① CONNECT EXISTING DUCTWORK TO NEW VAV BOX.
- ② CAP AND SEAL EXISTING DUCTWORK AIRTIGHT.
- ③ EXISTING VAV BOX TO BE REBALANCED. SEE M-601.




F18 KEY PLAN

NOT TO SCALE	
0	ISSUED FOR CONSTRUCTION
REV.	DESCRIPTION
	DATE

ISSUED FOR CONSTRUCTION
1-28-04

CURRENT ISSUE STATUS:



SM RT ARCHITECTURE ENGINEERING PLANNING
SMRT
144 Fore Street, P.O. Box 618
Portland, Maine 04104
tel. (207) 773-3846
fax. (207) 772-1070

UNIMPROVIDENT HO-1
2nd FLOOR OFFICE RENOVATIONS
PORTLAND, ME.

**PHASE III
HVAC PLAN**

SHEET TITLE:

SCALE: 1/8"=1'-0" DATE: 1-28-04

PROJECT MANAGER: JLH GRAPHIC SCALE: 0" 1"

JOB CAP/DRAWN: CEB/CAH
A/E OF RECORD: LPA SHEET No.
SMRT CAD FILE: M-103-03100-0
PROJECT No. 03100-01 **M-103**

A1 FLOOR PLAN

1/8"=1'-0"