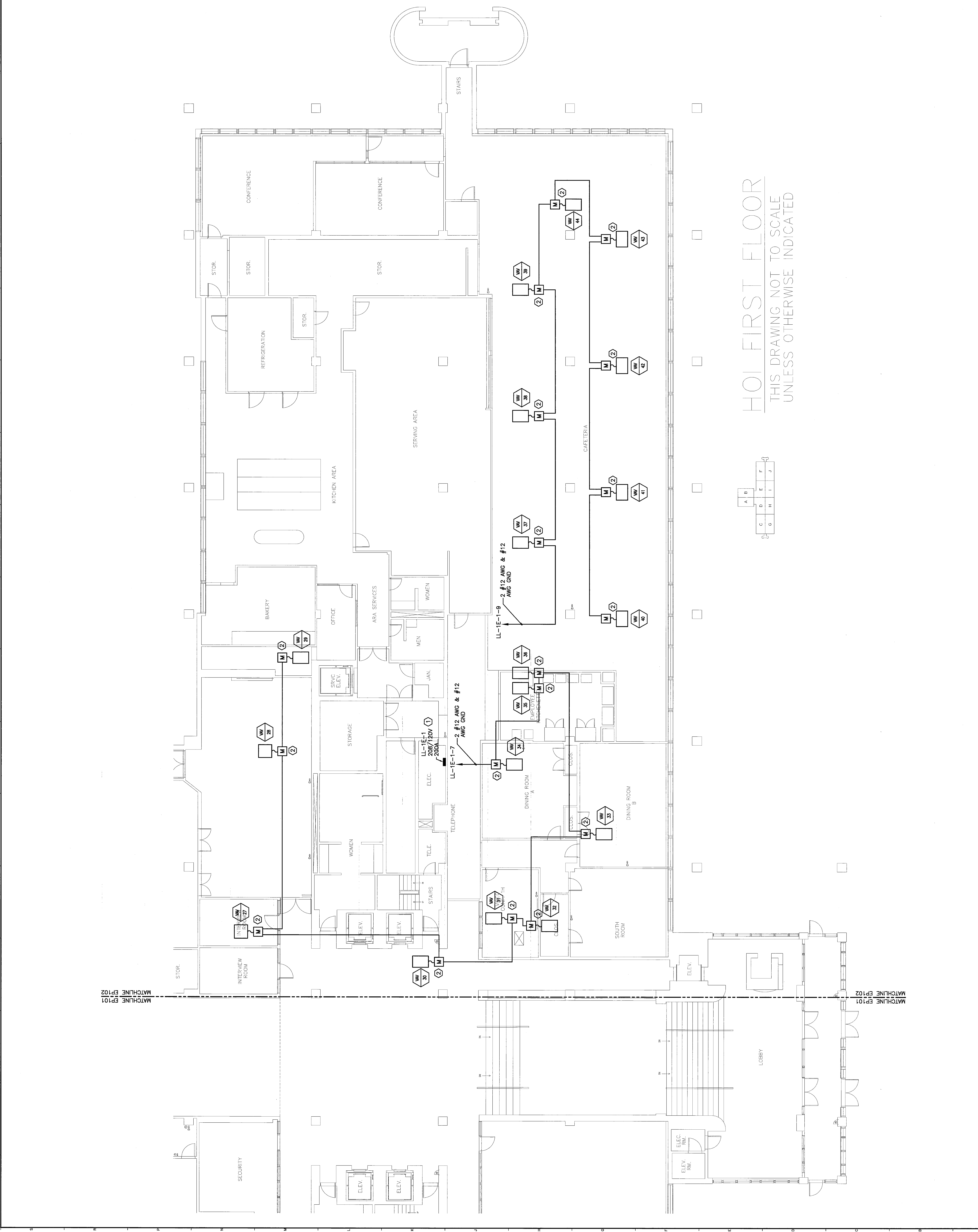


NOTE:

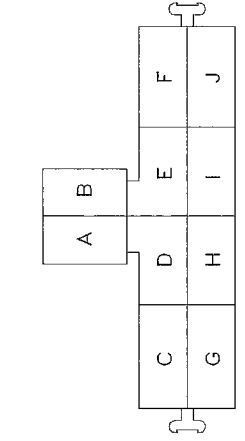
- SEE SHEET E-001 FOR LEGEND AND GENERAL NOTES.
- CONTRACTOR SHALL PROVIDE A COMPLETE AND UP TO DATE SET OF AS-BUILT DRAWINGS UPON COMPLETION. THESE DRAWINGS SHALL INDICATE ROUTING OF ALL NEW WIRING TO DEVICES.

KEYED NOTES:

- USE 20A SINGLE POLE SPARE CIRCUIT BREAKERS (CIRCUITS 7-9) IN EXISTING SQUARE D PANELBOARD TO FEED NEW VAV BOXES AS INDICATED.
- WIRING FOR VAV BOXES TO BE FED VIA CONTROL POWER TRANSFORMER FURNISHED BY DIVISION 15000. WIRING TO BE 2#12 AWG & #12 GND, 5/4 C.

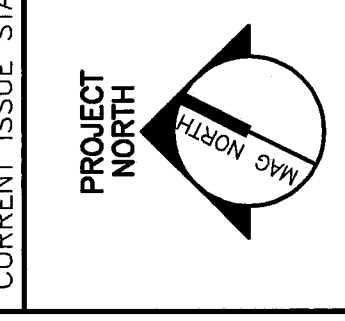


HO1 FIRST FLOOR
THIS DRAWING NOT TO SCALE
UNLESS OTHERWISE INDICATED



ISSUED FOR CONSTRUCTION	5-11-06
REV.	DATE

ISSUED FOR CONSTRUCTION
5-11-06



SM RT
ARCHITECTURE ENGINEERING PLANNING
501
144 Fore Street, Box 618
Portland, Maine 04104
Tel. (207) 772-3846
Fax. (207) 772-0090

PROJECT: **UnumProvident HO-1
MITCO VALVE REPLACEMENT**
PORTLAND, ME.

PROJECT TITLE: **FIRST FLOOR EAST
SIDE POWER PLAN**

SHEET TITLE:	1/8"=1'-0"	DATE:	5-11-06
SCALE:	1/8"=1'-0"	GRAPHIC SCALE:	0'
PROJECT MANAGER:	JUT		
JOB CHG./DRAWN:	JUT		
DATE OF RECORD:	04/11		
SHEET NO.:	EP102		
SHEET NO.:	EP102		
PROJECT NO.:	06006		

A1 FLOOR PLAN

1/8"=1'-0"

MATCHLINE EP101
MATCHLINE EP102

MATCHLINE EP101
MATCHLINE EP102