NOTES THIS SHEET:

1. REMOVE EXISTING SUPPLY GRILLE AND SEAL SHAFT WALL.
2. REMOVE EXISTING SUPPLY GRILLE AND SEAL SHAFT WALL. REMOVE EXISTING GRILLES IN THE CEILING OF THIS AREA.
3. RELOCATE EXISTING CU-7 TO THIS LOCATION RE ROUTE AND EXTEND REF. PIPES AS REQUIRED FOR NEW LOCATION.
4. DRAIN FULL SIZE OF UNIT CONDENSATION DN INSIDE THE WALL & TERMINATE 6" AFG.
5. EXTEND THE REFRIGERANT LINES TO THE MATCHING INDOOR UNIT.
6. PROVIDE 4" CONCRETE PAD.

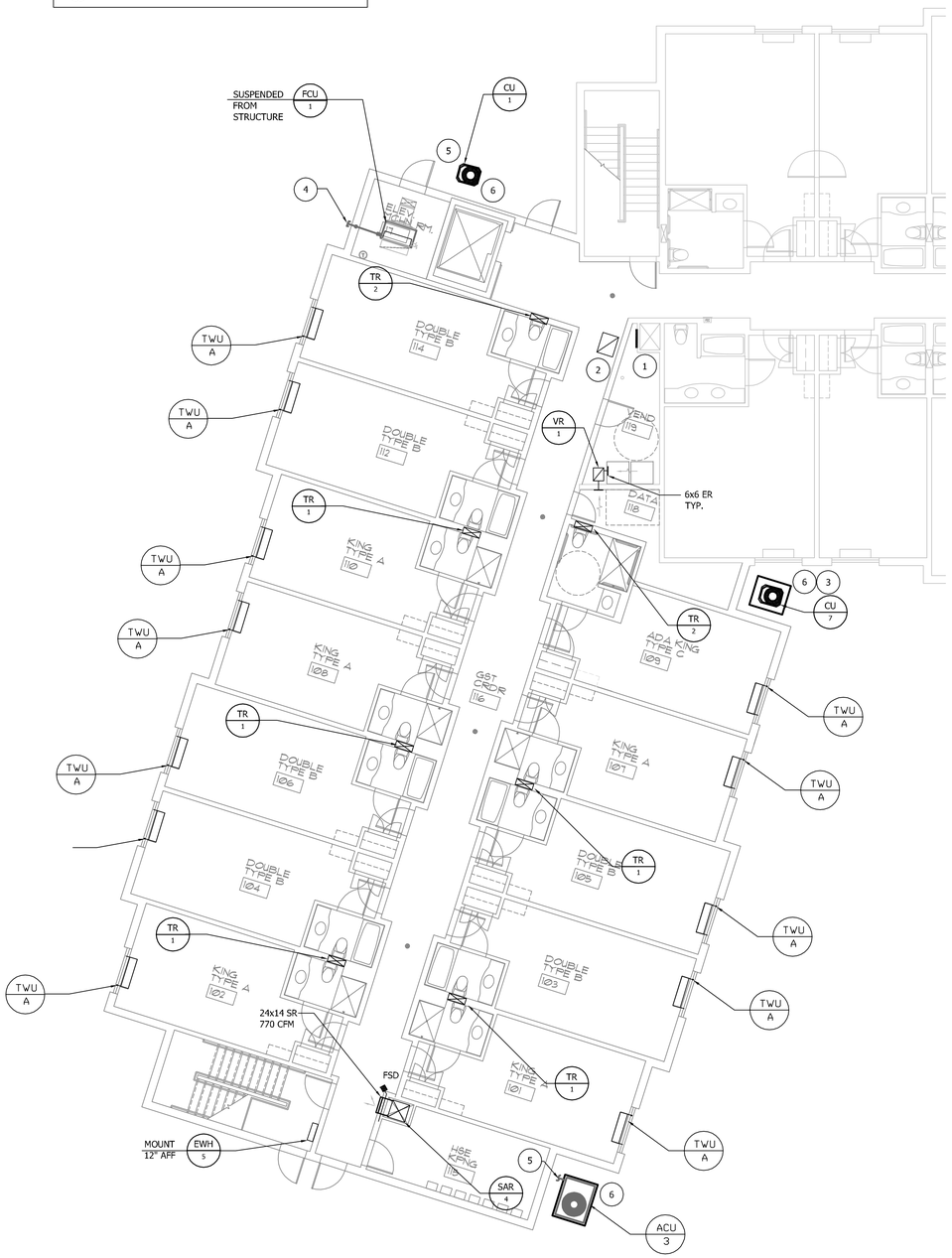

LOBBY LEVEL FLOOR PLAN-HVAC

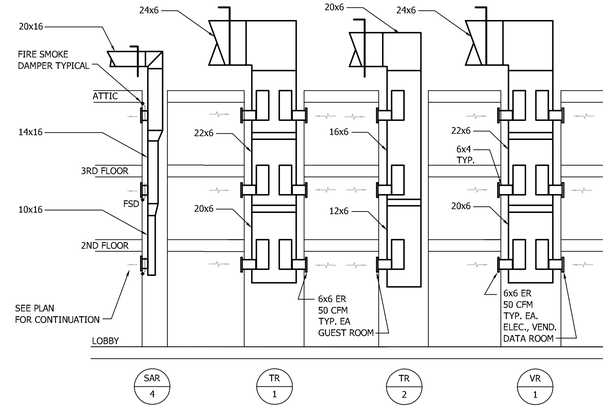

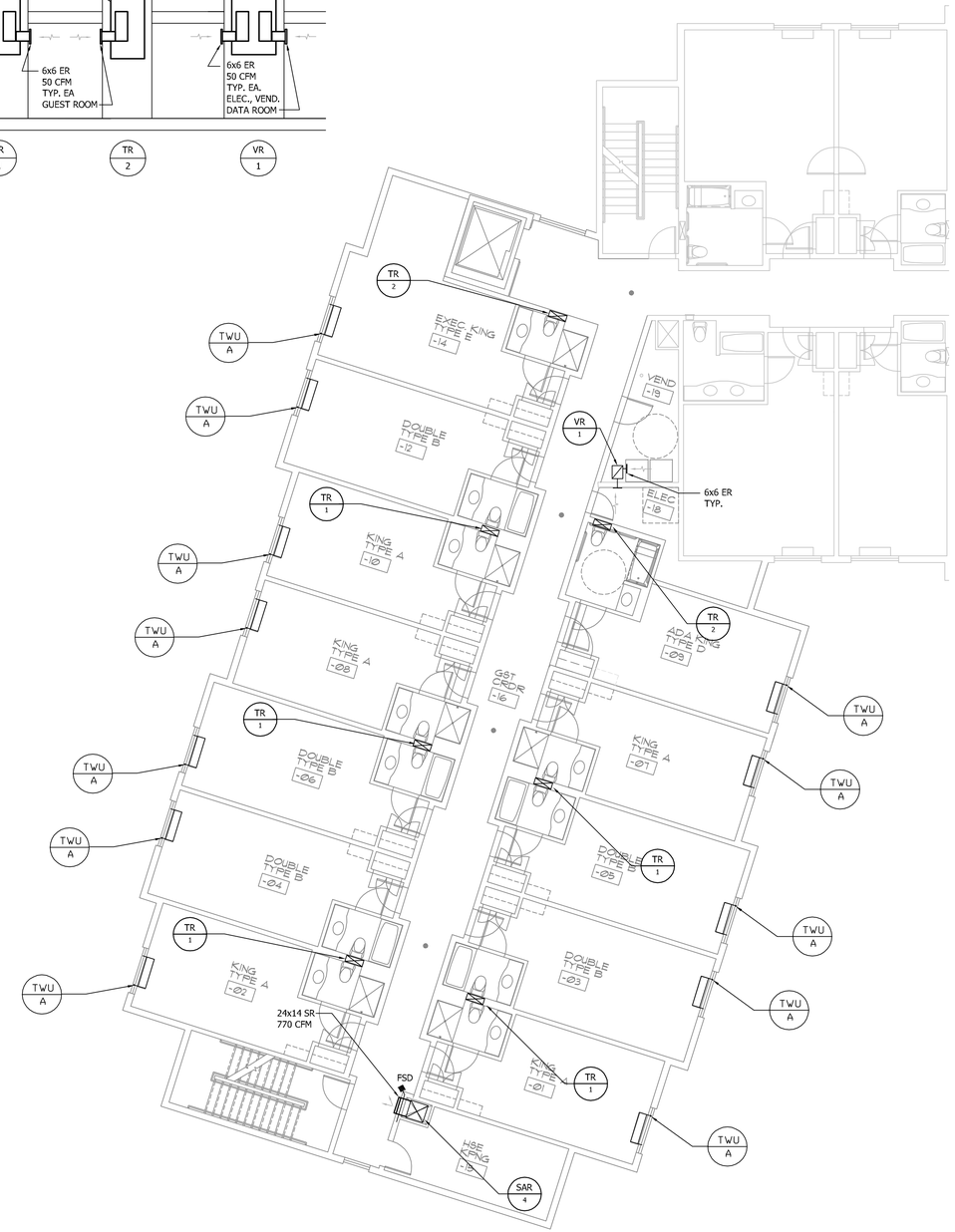

2ND LEVEL FLOOR PLAN - HVAC

1/29/2013 2:13:01 PM

PROJECT

PORTLAND HILTON GARDEN INN ADDITION

LOCATION

PORTLAND
145 JETPORT BLVD
PORTLAND, MAINE 04102

ARCHITECT

hogan campis architecture
1425 DUTCH VALLEY PL STUDIO B ATLANTA GA 30324
404 685 8868 V 404 685 8878 F WWW.HCARCH.NET

STAMP

STATE OF MAINE
MARK SCOTT
No.9310
REGISTERED PROFESSIONAL ENGINEER

ISSUED FOR:	DATE:
REVIEW	
PRICING	JULY 20,2012
PERMITTING	JAN. 30,2013
CONSTRUCTION	

REVISIONS

THIS DRAWING IS THE PROPERTY OF THE SAFAIE LANDRY PARTNERSHIP, INC. AND SHALL NOT BE REPRODUCED IN WHOLE OR IN PART WITHOUT WRITTEN PERMISSION. IT SHALL BE LIMITED FOR USE BY THE PROJECT AND SITE SPECIFICALLY IDENTIFIED HEREIN.

JOB NO.
0479.000

DRAWING TITLE
LOBBY & 2ND LEVEL FLOOR PLANS - HVAC

SL PROJECT# 120503

THE SAFAIE LANDRY PARTNERSHIP, INC.
6500 Anthony Court | Norcross, Georgia 30092

SHEET NO.
M2.01