



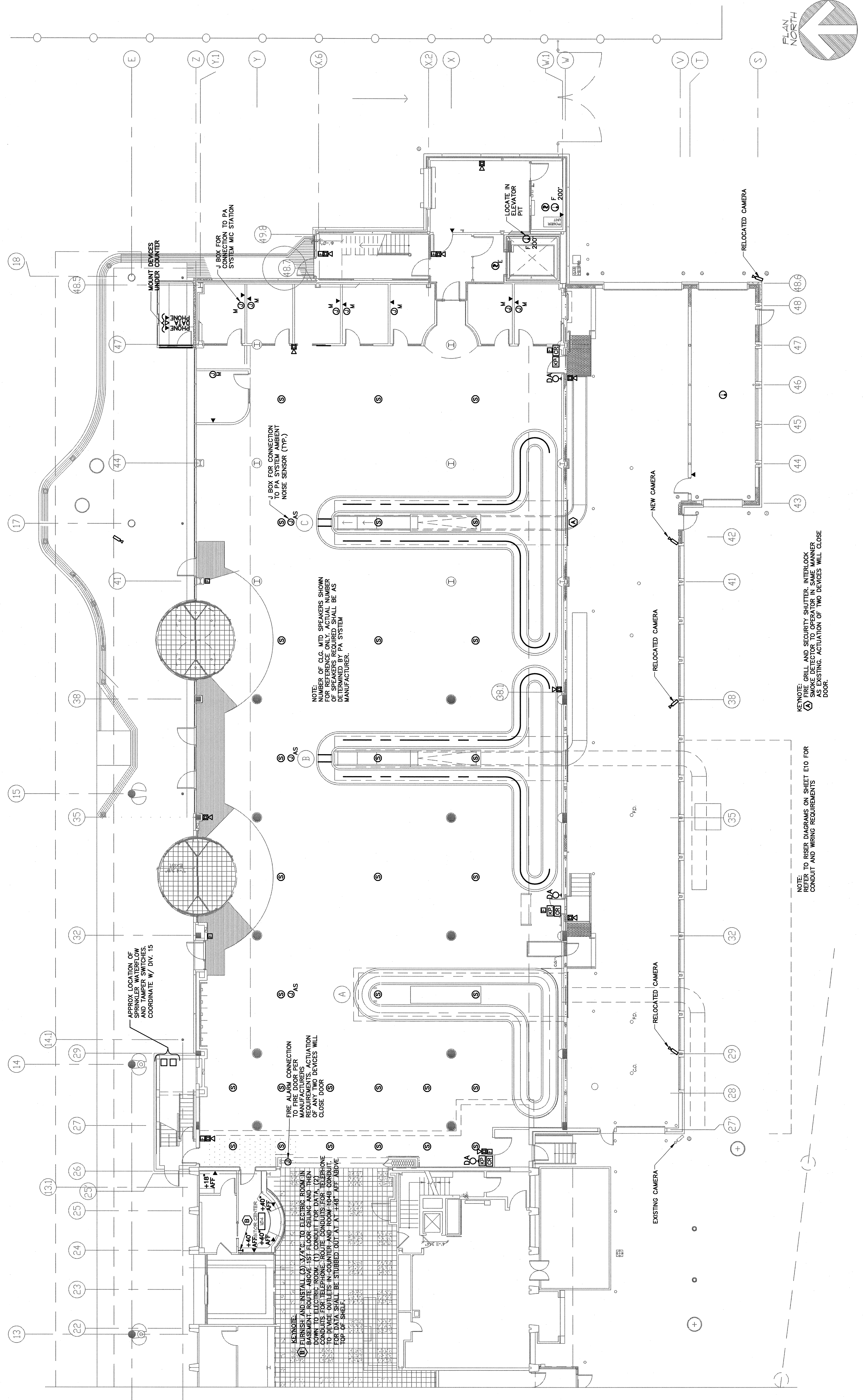
SCALE:	1/8" = 1'-0"
DATE:	JUNE 2003
DESIGNED BY:	
DRAWN BY:	BP
CHECKED BY:	
APPROVED:	

ADDITIONS AND ALTERATIONS  
EASTLY EXPANSION OF BAGGAGE CLAIM FACILITY  
PORTLAND INTERNATIONAL AIRPORT, PORTLAND, MAINE  
FIRST FLOOR



Phillip J. Doughty Assoc., Architects  
362 U.S. Route One, Falmouth Maine 04105 • 207.781.5346

REVISN	DESCRIPTION	DATE
1	CONSTRUCTION SET	APR 22 2004
0	BID SUBMITTAL	FEB 29 2004



NOTE:  
NUMBER OF CLG. MTD SPEAKERS SHOWN  
FOR REFERENCE ONLY. ACTUAL NUMBER  
OF SPEAKERS REQUIRED SHALL BE AS  
MANUFACTURER. PA SYSTEM

APPROX. LOCATION OF  
NEW AND TAMPER SWITCHES  
COORDINATE W/ DIV. 15

KEYNOTE:  
(B) FURNISH AND INSTALL (3) 3/4" C. TO ELECTRIC ROOM IN  
BASEMENT. ROUTE ABOVE 1ST FLOOR CEILING AND THEN  
DOWN TO ELECTRIC ROOM. (C) CONDUIT FOR DATA (2) RUN  
TO DEVICE OUTLETS IN COUNTER AND ROOM 104B CONDUIT.  
FOR DATA SHALL BE STUBBED OUT AT 1'-8 1/2" AFF ABOVE  
TOP OF SHELF.

KEYNOTE:  
FIRE ALARM CONNECTION  
FOR MANUFACTURERS  
REQUIREMENTS. ACTIVATION  
OF THESE DEVICES WILL  
CLOSE DOOR

KEYNOTE:  
GRILL AND SECURITY SHUTTER INTERLOCK  
SMOKE DETECTOR TO OPERATOR IN SAME MANNER  
AS EXISTING. ACTIVATION OF TWO DEVICES WILL CLOSE  
DOOR.

NOTE:  
REFER TO RISER DIAGRAMS ON SHEET E10 FOR  
CONDUIT AND WIRING REQUIREMENTS

THIS DRAWING IS AN INSTRUMENT OF SERVICE AND SHALL REMAIN THE PROPERTY OF  
PHILLIP J. DOUGHTY ASSOCIATES, ARCHITECTS. IT IS TO BE USED ONLY FOR THE PROJECT  
AND SITE SPECIFICALLY IDENTIFIED HEREON. NO PART OF THIS DRAWING IS TO BE  
REPRODUCED OR TRANSMITTED IN ANY FORM OR BY ANY MEANS, ELECTRONIC OR  
MECHANICAL, INCLUDING PHOTOCOPYING, RECORDING, OR BY ANY INFORMATION  
STORAGE AND RETRIEVAL SYSTEM, WITHOUT THE WRITTEN PERMISSION OF  
PHILLIP J. DOUGHTY ASSOCIATES, ARCHITECTS.