

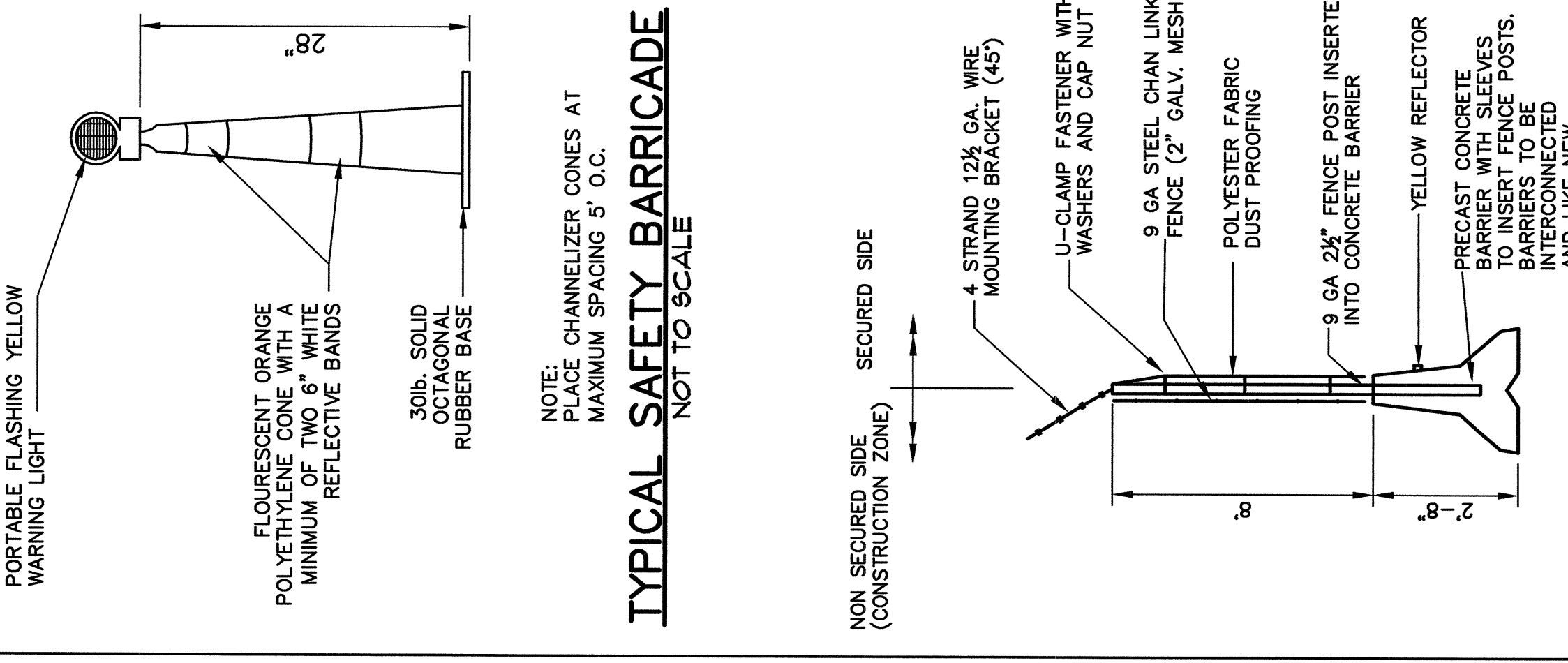
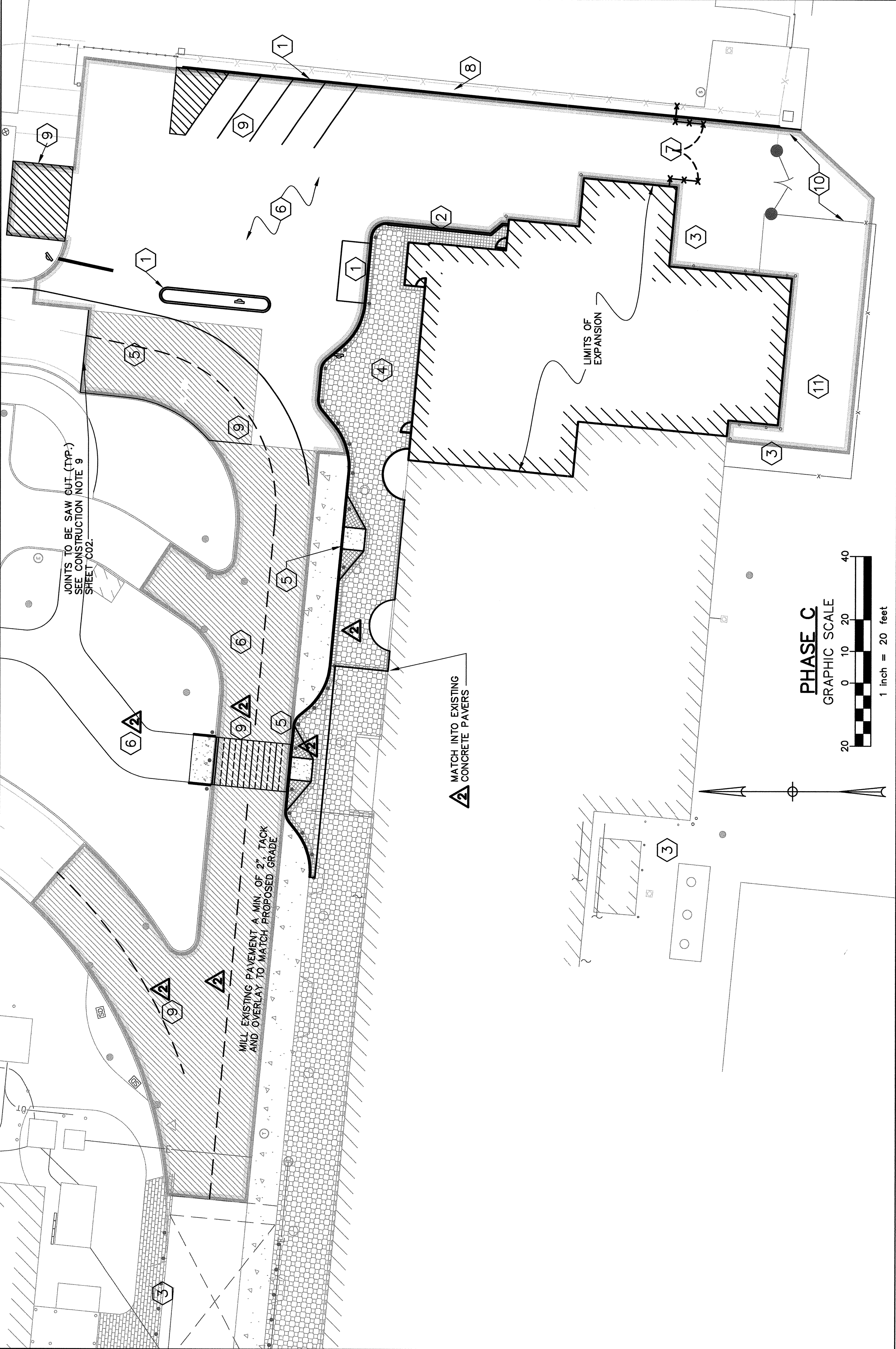
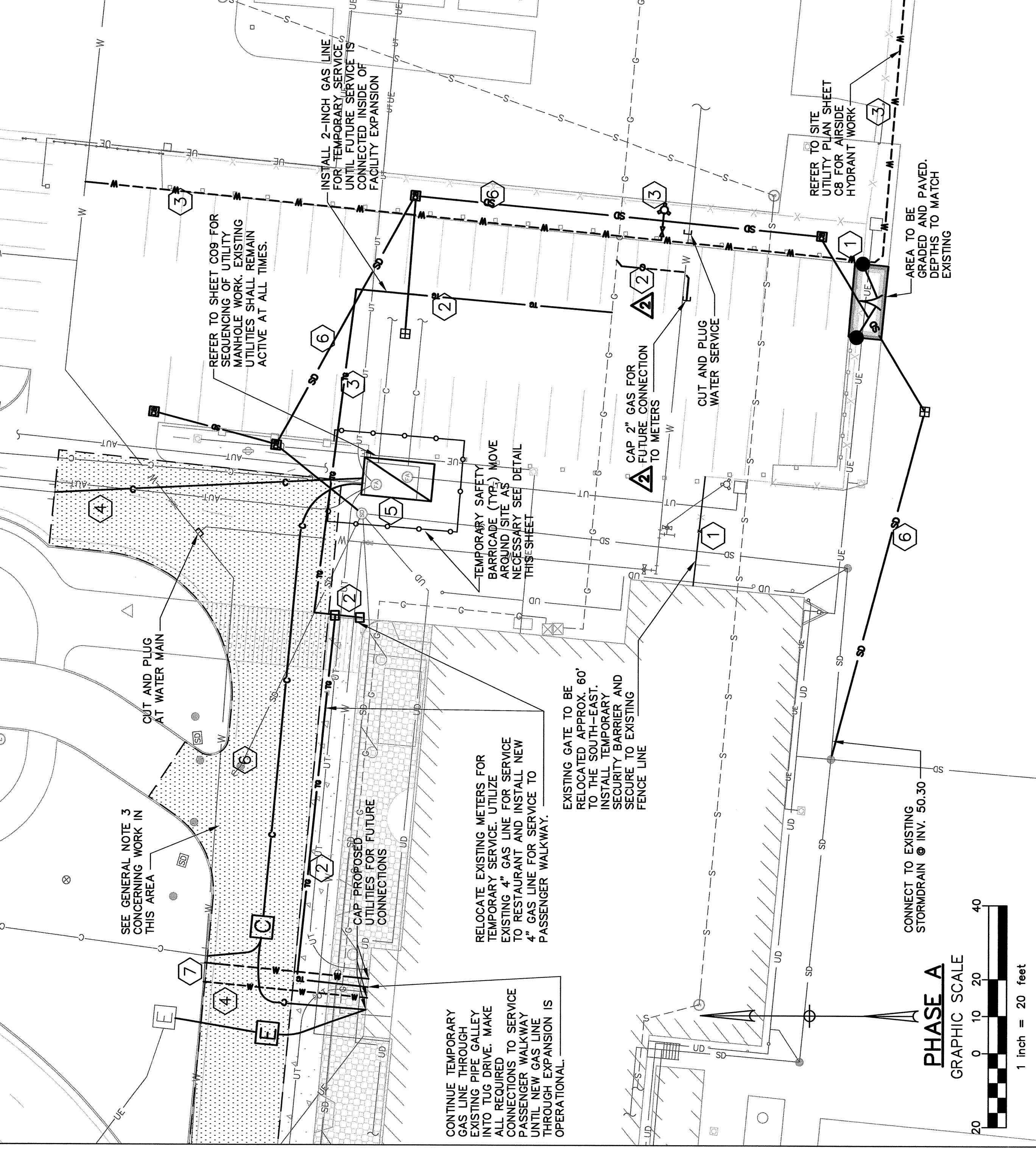
REVISION	DATE	DESCRIPTION
1	4/22/04	CONFORMED DRAWINGS ISSUED FOR CONSTRUCTION
2	5/12/04	ADDENDUM NO. 2
3	5/27/04	DRN
4	5/27/04	DRN
5	5/27/04	DRN
6	5/27/04	DRN
7	5/27/04	DRN
8	5/27/04	DRN
9	5/27/04	DRN
10	5/27/04	DRN
11	5/27/04	DRN

PHILLIP J. DOUGHTY ASSOC. ARCHITECTS
 362 US Route One, Falmouth, Maine 04103 • 207.781.8348

CONSTRUCTION PHASING PLAN
 EASTERN EXPANSION OF BAGGAGE CLAIM FACILITY
 ADDITIONS AND ALTERATIONS
 PORTLAND INTERNATIONAL AIRPORT, PORTLAND, MAINE

APPROVED: _____
 CHECKED: MRS _____
 DESIGNED: JRM _____
 DATE: FEBRUARY 1, 2004
 SCALE: AS SHOWN

SHEET NO. 05
 5300208
 9/11



TEMPORARY SECURITY BARRIER
NOT TO SCALE

- NOTES**
- SEQUENCE OF WORK WITHIN EACH PHASE ARE INDICATED.
 - REFER TO ARCHITECTURAL DRAWINGS FOR INTERIOR BUILDING PHASING. CONTRACTOR SHALL COORDINATE SITE PHASING WITH BUILDING PHASING. OTHER THAN RENOVATION AND DEMOLITION WORK, IT IS ANTICIPATED THAT CONSTRUCTION OF THE BUILDING EXPANSION WILL NOT COMMENCE UNTIL SUBSTANTIAL COMPLETION OF PHASE A-UTILITY RELOCATION AND PHASE B-GENERAL EXCAVATION AND SITE WORK.
 - DURING CONSTRUCTION WORK IN FRONT OF THE TERMINAL, AT LEAST ONE LANE SHALL REMAIN OPEN TO TRAFFIC AT ALL TIMES. ALL WORK REQUIRING LANE CLOSURES SHALL BE COORDINATED WITH JETPORT PERSONNEL AT LEAST 5 DAYS IN ADVANCE. TEMPORARY SAFETY BARRICADES AND SECURITY BARRIERS SHALL BE UTILIZED TO SECURE AREAS OF EXCAVATION AND BUILDING CONSTRUCTION FROM PEDESTRIAN AND VEHICULAR TRAFFIC PRIOR TO START OF WORK.
 - WORK FOR THE BAGGAGE CLAIM EXPANSION SHALL BE DIVIDED INTO NOT LESS THAN THREE (3) PHASES AS SHOWN ON THIS SHEET. THE CONTRACTOR MAY ELECT TO UTILIZE MORE THAN THREE PHASES AT NO ADDITIONAL EXPENSE TO OWNER. SUCH PROPOSAL SHALL BE SUBMITTED IN WRITING (5-COPIES) TO JETPORT PERSONNEL FOR PRIOR REVIEW AND APPROVAL. GENERAL WORK AREAS INCLUDE THE FOLLOWING:
 - PHASE A-UTILITY RELOCATION**
 - CONSTRUCT TEMPORARY ACCESS ROAD AND INSTALL RELOCATED SECURITY GATE FOR TEMPORARY ACCESS.
 - CONSTRUCT NEW 2" GAS SERVICE STUB. CAP AS SHOWN FOR FUTURE CONNECTION TO METER SYSTEM. CONSTRUCT TEMPORARY 2" GAS LINE AS SHOWN. RELOCATE EXISTING METERS OUTSIDE OF EXCAVATION AREA AND CONNECT TO EXISTING 4" RESTAURANT LINE. INSTALL NEW 4" LINE FOR PASSENGER WALKWAY. BACKFILL TRENCHES AND RELOCATE EXISTING METERS TO EXISTING 4" GAS SERVICE TO TERMINAL. ALL WORK SHALL REMAIN ACTIVE AT ALL TIMES.
 - CONSTRUCT NEW 8" AND 8" WATER LINES AND CONSTRUCT RELOCATE HYDRANTS. BACKFILL TRENCHES AND INSTALL TEMPORARY GRAVEL CAP. CUT AND PLUG EXISTING WATER LINE AS SHOWN.
 - CONSTRUCT NEW UTILITY MANHOLES. EXTEND DUCT BANKS AS SHOWN AND CAP FOR FUTURE CONNECTION. TRENCHES IN ROADWAYS SHALL BE BACKFILLED. BASE MATERIAL REPLACED AND A TEMPORARY BITUMINOUS TRENCH CAP INSTALLED. REFER TO GENERAL NOTE 3, THIS SHEET.
 - CONSTRUCT NEW MANHOLE AROUND EXISTING MANHOLES. MANHOLE TO BE CUT AND FIT AROUND EXISTING AND PROPOSED DUCT BANKS.
 - CONSTRUCT MAIN STORMDRAIN LINE AND INSTALL DRAINAGE STRUCTURES AS SHOWN. REMOVE EXISTING STORMDRAIN AND DRAINAGE STRUCTURES. TRENCHES SHALL BE INSTALLED. REFER TO GENERAL NOTE 3 FOR DETAILS. TEMPORARY BITUMINOUS TRENCH CAP SHALL BE INSTALLED AND MAINTAINED THROUGHOUT CONSTRUCTION. ALL WORK SHALL NOT INTERFERE WITH JETPORT OPERATIONS. ALL WORK REQUIRED WITHIN SECURE AREAS SHALL BE PERFORMED DURING THE HOURS OF 11:00PM AND 5:00AM AND SHALL NOT INTERFERE WITH JETPORT OPERATIONS. ALL WORK REQUIRED WITHIN SECURE AREAS SHALL BE PERFORMED DURING THE HOURS OF 11:00PM AND 5:00AM AND SHALL REQUIRE A UNIFORMED POLICE DETAIL AT ALL TIMES DURING THE PROGRESS OF THE WORK.
 - CONSTRUCT NEW 6" SPRINKLER SERVICE AND 2" DOMESTIC WATER SERVICE AND CAP FOR FUTURE CONNECTION. TRENCHES SHALL BE BACKFILLED, BASE MATERIAL REPLACED AND A TEMPORARY BITUMINOUS TRENCH CAP INSTALLED. REFER TO GENERAL NOTE 3, THIS SHEET.
 - PHASE B-GENERAL EXCAVATION AND SITE WORK**
 - CONSTRUCT TEMPORARY SECURITY BARRIER AND SECURITY FENCING.
 - EXCAVATION AND SITE PREPARATION FOR BUILDING FOUNDATION WALLS AND EXISTING UTILITIES AS REQUIRED. REMOVE EXISTING CONCRETE PAVEMENT WALKWAY AS SHOWN.
 - INSTALL PERIMETER UNDERDRAIN AND MISCELLANEOUS UNDERDRAINS. INSTALL CANOPY DRAIN AND ROOF DRAIN CONNECTIONS AS SHOWN.
 - CONSTRUCTION ON BAGGAGE CLAIM EXPANSION FOUNDATIONS AND CANOPY FOUNDATIONS TO BEGIN. REFER TO RESPECTIVE PHASING PLANS.
 - PHASE C-PAVING AND CLEANUP**
 - INSTALL GRANITE CURBING.
 - CONSTRUCT REMAINDER OF RETAINING WALL.
 - INSTALL BOLLARDS AS SHOWN.
 - CONSTRUCT CONCRETE/CONCRETE PAVEMENT HANDICAP RAMP.
 - INSTALL CONCRETE/CONCRETE PAVEMENT HANDICAP RAMP.
 - CONSTRUCT PAVEMENT SECTION TO PAVING LIMITS. MILL EXISTING PAVEMENT AND PAVE THE ENTIRE SITE AS REQUIRED. CONSTRUCT NEW BITUMINOUS SIDEWALK.
 - INSTALL RELOCATED SECURITY GATE, CONTROL UNIT AND FENCING.
 - INSTALL 4" TOPSOIL, SEED, AND MULCH TO ALL DISTURBED AREAS OUTSIDE THE LIMITS OF PAVING.
 - INSTALL PAVEMENT MARKINGS AS SHOWN.
 - COORDINATE WITH JETPORT OPERATIONS AND SECURITY PERSONNEL AND REMOVE TEMPORARY SECURITY GATE FENCING AND TEMPORARY SECURITY BARRIER.
 - AREA TO BE PAVED SOUTH OF TERMINAL SHALL BE OVERLAYED WITH HOT BITUMINOUS PAVEMENT TO MATCH PROPOSED GRADE.
 - REMOVE ALL CONSTRUCTION DEBRIS AND SWEET CLEAN THE ENTIRE SITE.

THIS DRAWING IS AN INSTRUMENT OF SERVICE AND SHALL REMAIN THE PROPERTY OF PHILLIP J. DOUGHTY ASSOCIATES. IT IS TO BE USED ONLY FOR THE PROJECT AND SITE SPECIFICALLY IDENTIFIED ON THE DRAWING. ANY REUSE OR REPRODUCTION OF THIS DRAWING FOR ANY OTHER PROJECT WITHOUT THE WRITTEN CONSENT OF PHILLIP J. DOUGHTY ASSOCIATES IS STRICTLY PROHIBITED.