REVIS'N	DESCRIPTION	DRAWN	CHECKED	APPR'VD	DATE
0	BID SUBMITTAL	JMF/PDA		PJD	FEB 29, 2004
1	ADDENDUM No. 1	JMF			3/10/04
2	ADDENDUM No. 2	JMF			3/22/04
1	CONFORMED DRAWINGS ISSUED FOR CONSTRUCTION	JMF			4/22/04

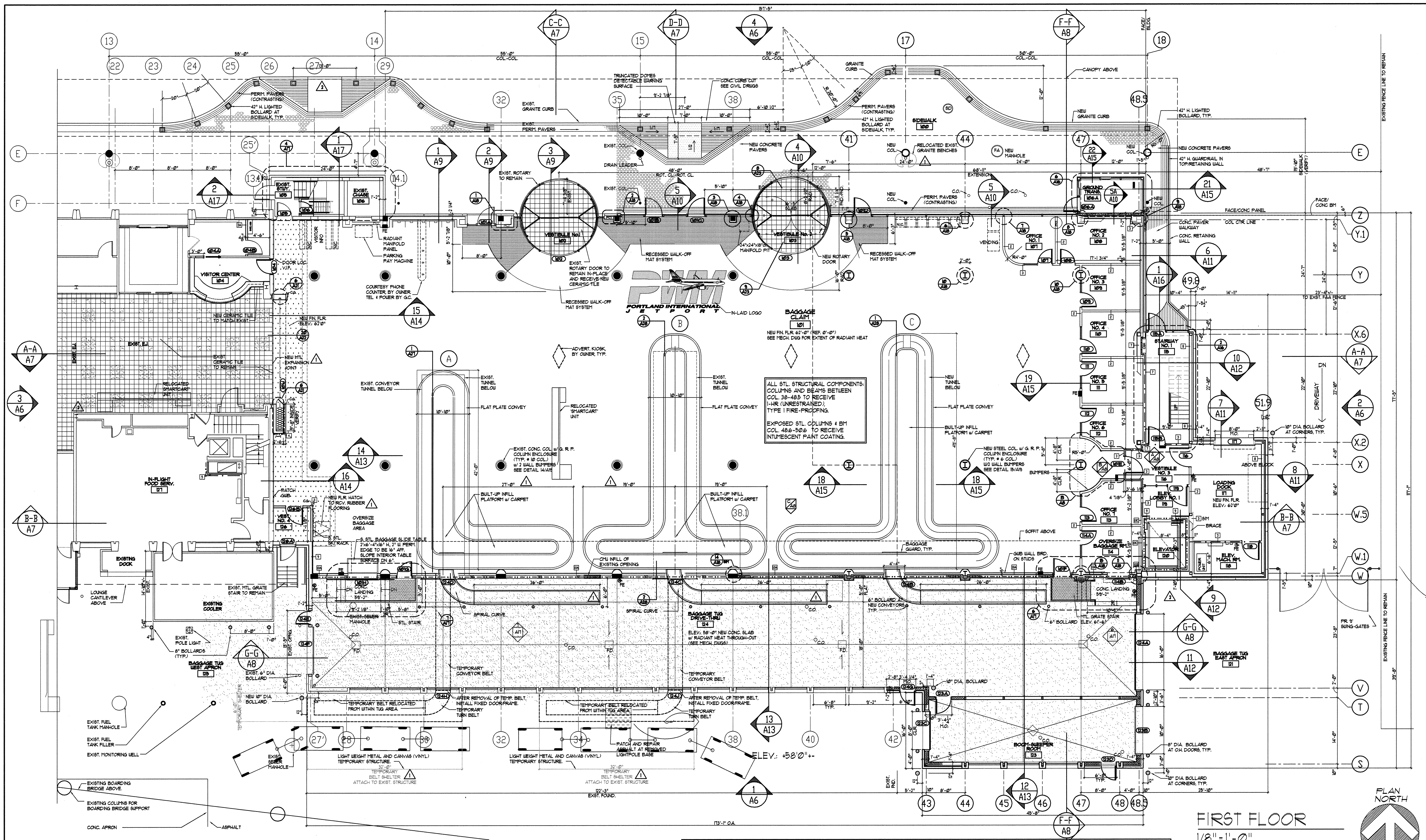

FIRST FLOOR

1/8" = 1'-0"

PLAN NORTH

PARTITION SCHEDULE

KEY	SECTION	DESCRIPTION
1	4-1/8"	3 5/8" - 20 GAUGE METAL STUDS AT 16" O.C., 5/8" GYPSUM BOARD EACH SIDE. EXTEND STUDS TO STRUCTURE ABOVE, EXTEND GWB TO 4" ABOVE SUSPENDED CEILING.
2	4-7/8"	3 5/8" - 20 GAUGE METAL STUDS AT 16" O.C., 5/8" GYPSUM BOARD EACH SIDE, 3-1/2" SOUND ATTENUATION BATTS TO 6" ABV CLG. EXTEND STUDS, & GWB TO BOT. OF DECK ABOVE.
3 / 3A	4-7/8"	3⅝" - 20 GAUGE METAL STUDS AT 24" O.C., 5/8" GYP. BD (TYPE X) EACH SIDE, 3" THERMAFIBER BATTS. EXTEND STUDS, INSUL & GWB TO BOT/DECK OR RATED ASSEMBLY ABOVE (1-HR FIRE RATING) 3A-NO INSULATION
4	6-1/8", 5/8"; 5/8" MDO PLYWOOD (4'-0" HIGH) w/ DADO ON TOP EDGE (PAINTED)	3 5/8" - 20 GAUGE METAL STUDS AT 16" O.C., 2-LAYERS-5/8" GYPSUM BOARD (TYPE X) EACH SIDE, AND 3" SOUND ATTEN. BATTS. EXTEND WALL TO EXIST. BOTTOM OF ROOF DECK, FIRE CAULK. (2-HR RATING) (UL U419)
5	DELETED	DELETED
6	DELETED	DELETED
7	STAIR SIDE / CHASE SIDE, 7-1/4"	6" - 20 GAUGE METAL C-H STUDS AT 24" O.C., 1 LAYER -5/8" GWB (TYPE X)(STAIR SIDE) & 1 LAYER 5/8" (TYPE X) GYPSUM BOARD (CHASE SIDE), 1 LAYER- 3" SOUND ATTENUATION FIRE BATT. EXTEND STUDS & GWB TO ROOF DECK. FIRE SAFE ALL PENETRATIONS. (47 STC RATING) (1 HR. RATING-UL U415)
8	STAIR SIDE / CAVITY SIDE, 6-5/8"	6" - 20 GAUGE METAL C-H STUDS AT 24" O.C., 1 LAYER -5/8" GWB (TYPE X)(STAIR SIDE), 1 LAYER- R-19 POLY-ENCAPSULATED INSULATION BATT, EXTEND STUDS & GWB TO DEFLECTION CAPS @ FLOOR AND OR ROOF DECK.
9		7-5/8" CONCRETE MASONRY UNITS WITH HORIZONTAL REINFORCING @ 16" O.C. VERTICALLY, WITH 5/8 GYPSUM BOARD ON 7/8" FURRING CHANNELS @ 16" O.C. ONE SIDE.
10A / 10B / 10C	5"; EXIST / NEW 7⅝"	10A- 3 5/8" - 20 GAUGE METAL STUDS AT 16" O.C., w/ 1-LAYER 5/8" GWB ON 1 SIDE. 10B- 3 5/8" - 20 GAUGE METAL STUDS AT 16" O.C. w/ R-11 BATT INSULATION, 1-LAYER 5/8" GWB ON 1 SIDE. 10C- 2-1/2" - 20 GAUGE METAL STUDS AT 16" O.C. w/ 1-LAYER 5/8" GWB ON 1 SIDE.
11	6-5/8"	6" - 20 GAUGE METAL STUDS AT 16" O.C., 5/8" GYPSUM BOARD TYPE X' ONE SIDE, 6" THERMAL BATTS w/ V.B. EXTEND STUDS, INSUL. & GWB TO BOT. OF DECK ABOVE.

LEGEND

- NEW 6" CONCRETE SLAB @ TUG DRIVE-THRU
- NEW CONCRETE PAVER SYSTEM
- NEW CONC. IN-FILL OVER EXISTING CONC. SLAB
- 2 HOUR FIRE RATED WALL
- 1 HOUR FIRE RATED WALL

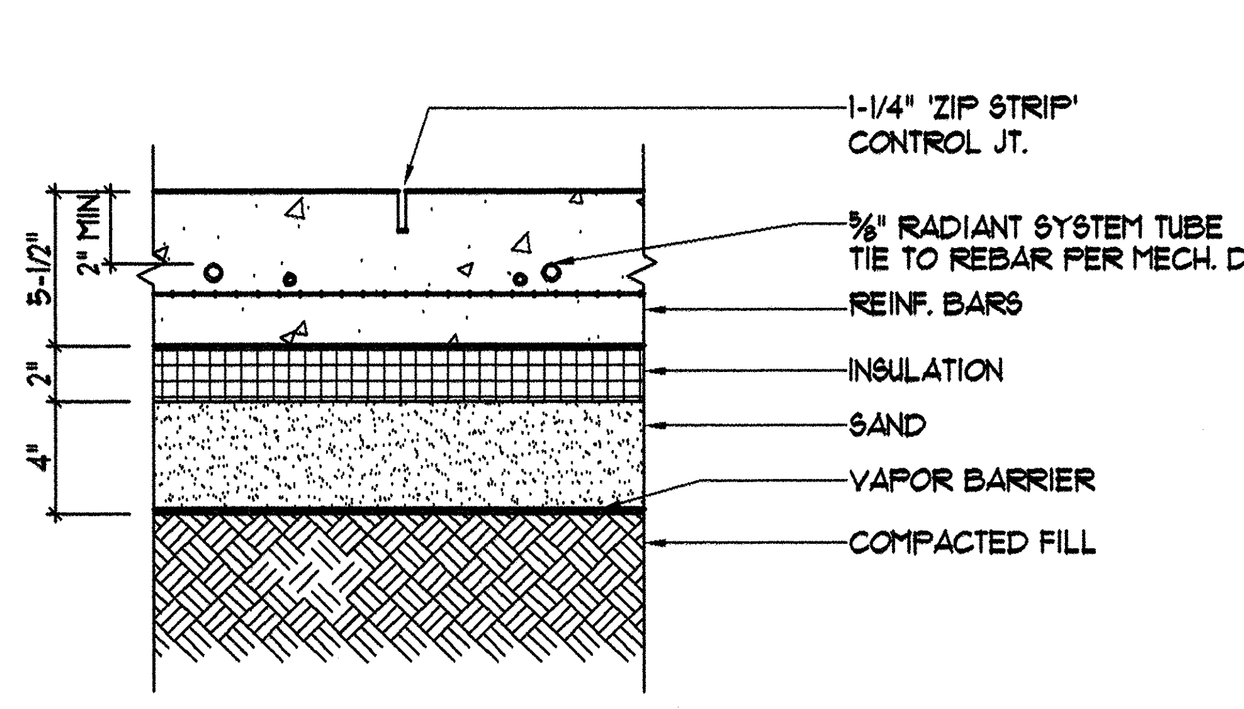

DET-A A1 RADIANT SLAB @ INTERIOR
SCALE: 1-1/2" = 1'-0"

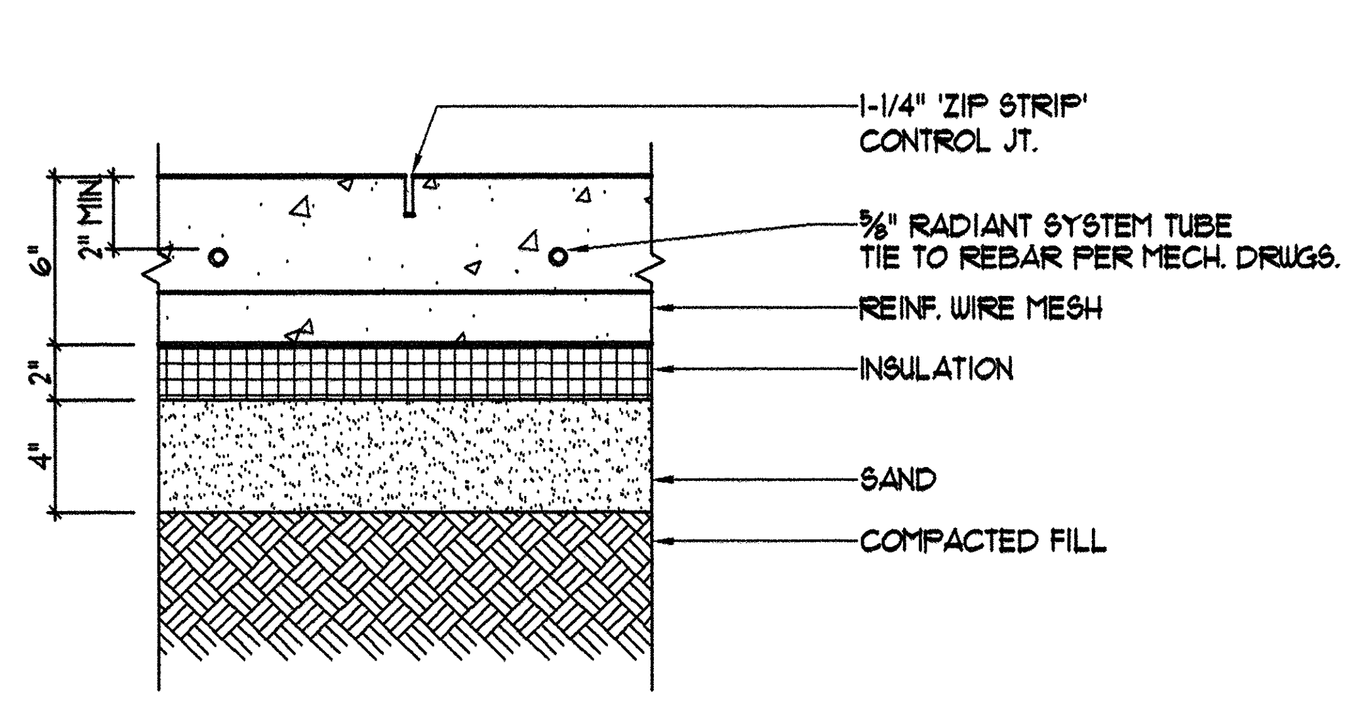

DET-B A1 RADIANT SLAB @ TUG DRIVE-THRU
SCALE: 1-1/2" = 1'-0"

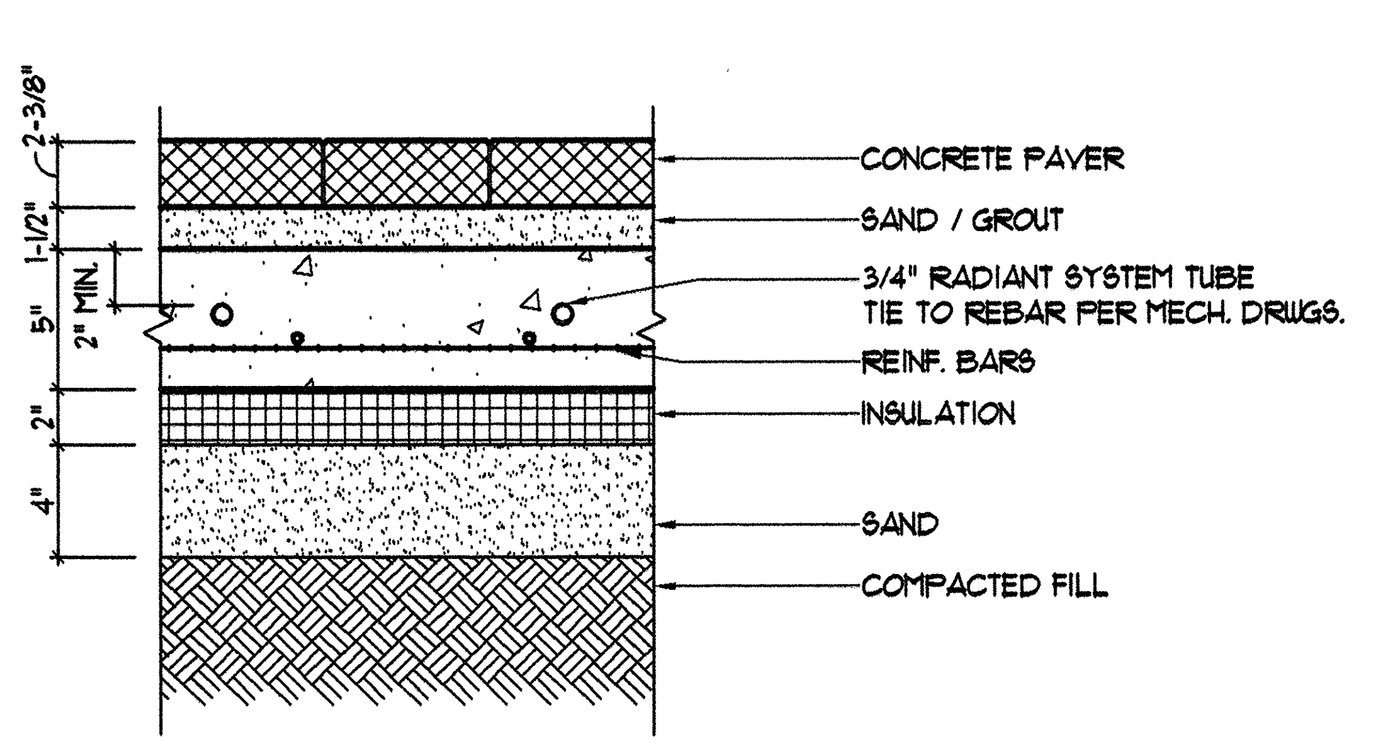

DET-C A1 RADIANT SLAB @ SIDEWALK
SCALE: 1-1/2" = 1'-0"

THIS DRAWING IS AN INSTRUMENT OF SERVICE AND SHALL REMAIN THE PROPERTY OF PHILLIP J. DOUGHTY ASSOC. ARCHITECTS. IT SHALL NOT BE REPRODUCED COPIED, LENT OR DISPOSED OF DIRECTLY OR INDIRECTLY NOR USED FOR ANY PURPOSE OTHER THAN FOR WHICH IT IS SPECIFICALLY FURNISHED AND MUST BE RETURNED TO PHILLIP J. DOUGHTY ASSOC. ARCHITECTS ON COMPLETION OF WORK, IF REQUESTED.

LICENSED ARCHITECT PHILLIP J. DOUGHTY 1108 STATE OF MAINE

ADDITIONS AND ALTERATIONS:
EASTERLY EXPANSION OF BAGGAGE CLAIM FACILITY
PORTLAND INTERNATIONAL JETPORT, PORTLAND, MAINE

FIRST FLOOR PLAN

SCALE : 1/8" = 1'-0"
DATE : FEB 2004
DESIGNED: JMF/PJD
DRAWN : JMF
CHECKED:
APPROVED:

PDA Architects
Phillip J. Doughty Assoc. • Architects
362 U.S. Route One, Falmouth, Maine 04105 • 207. 781. 5346

PROJ. 000-008
SHT 5 OF
SHEET NO.
A1

VIEW PI PICK POINT