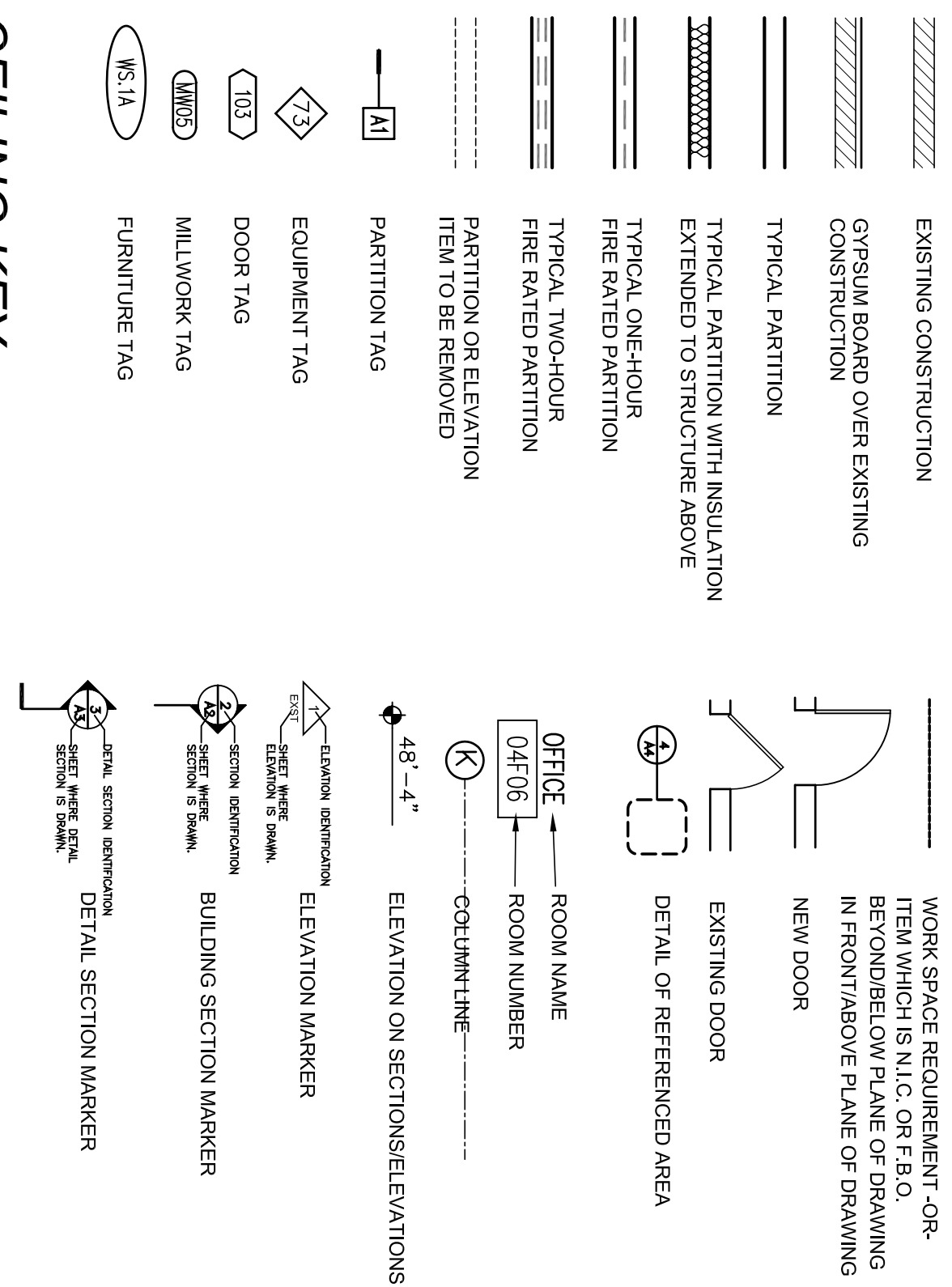
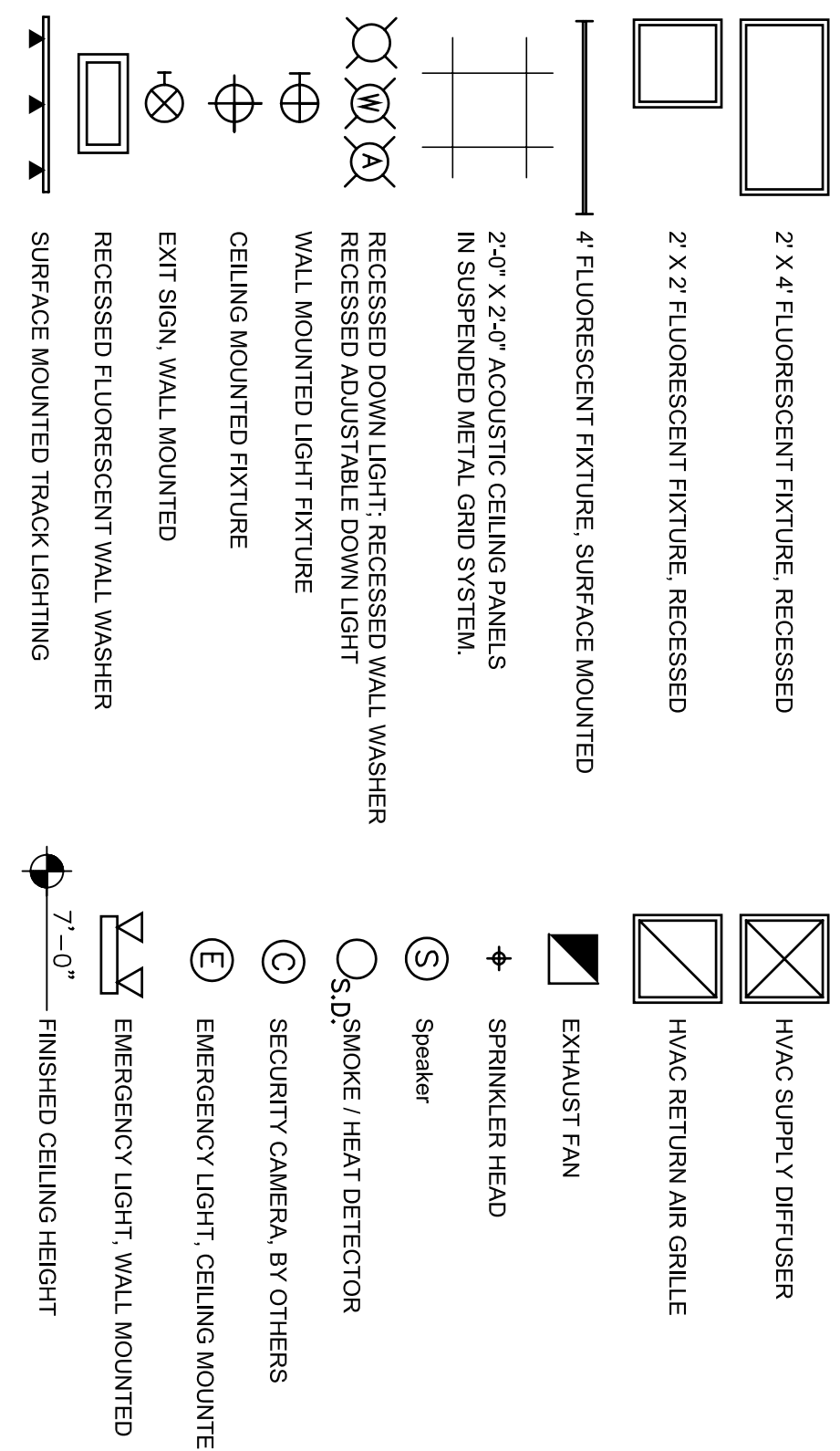


**DRAWING KEY**



**CEILING KEY**



**GENERAL NOTES:**

- Contractor to park in designated areas only. Vehicles will not be left unattended at terminal curbs.
- Contractor to provide a covered container for trash storage and removal.
- Temporary barriers to be erected as necessary per Massport requirements and standards.
- Access panels to be provided and clearly labeled as necessary for any above ceiling valves and equipment.
- All casework to be Class A, flameproof rated.
- All wood blocking, if any, shall be fire treated.
- G.C. to extend waterproofing membrane beneath and damp securely to floor sinks. Provide backup rod & sealant at perimeter of all floor drains & shower pans in accordance with manufacturer's instructions.
- Contractor shall fill all floor drains with existing drain cover.
- Repair any disturbed fire resistant coatings.
- All GWB to be 5/8" Type X.
- All employees to be badge'd or properly escorted.
- All glass shall be laminated (w/ possible exception of refrigerated food display case).


**ELECTRICAL & COMMUNICATIONS NOTES:**

- Label all electrical panels, boxes, transformers, disconnect switches, and other equipment with engraved vinyl nameplates. Mark with date of installation.
- Provide new or revised typed panel circuit cards for existing and new panels.
- Wire must be color coded by phase per standard color coding system, req'd on all new or altered work.
- All electrical work over suspended ceilings shall be EMT. Where connections shall be less than 6 ft. Do not lay or support conduit on ceiling or on other utilities. Short pieces of Greenfield may be used over plastered ceilings and/or fished in walls.
- Do not use Type AC and MC and/or MIM and NMC cables, excepting for existing perimeter walls.
- Minimum conduit size shall be 7/8" for 100V and 120V circuits.
- Minimum conduit size shall be 1 1/2" for 208V and 240V circuits.
- Minimum conduit size shall be 2" for 480V circuits.
- Minimum conduit size shall be 2 1/2" for 480V circuits.
- Provide signs on panel covers or frames stating requirement to maintain a distance of 36" clear for equipment, furniture, or stored materials.

**FIRE DEPARTMENT NOTES:**


- The scope of work must comply with all applicable State Building and Fire Codes. General Contractor shall secure the required Building, Plumbing and Electrical Permits.
- The area is to have 100% automatic sprinkler protection. Contractor to submit required stamped shop drawings and secure a Sprinkler Alteration Permit from overseeing authority.
- tenant shall require onsite storage so that storage is not within 18 inches of sprinkler heads.
- tenant shall provide fire extinguishers on panel coverings or frames stating, maintain 36" clear distance to panel from equipment, furniture, and stored material.
- Obtain welding and hot work permit from the department.
- Ensure appropriate fire alarm devices are extended into this tenant area. Have the respective contractor review fire alarm work with airport authority and secure the necessary permits.
- Connect emergency lighting and required exit signs to Building Emergency Electrical Circuits.

**PROJECT**




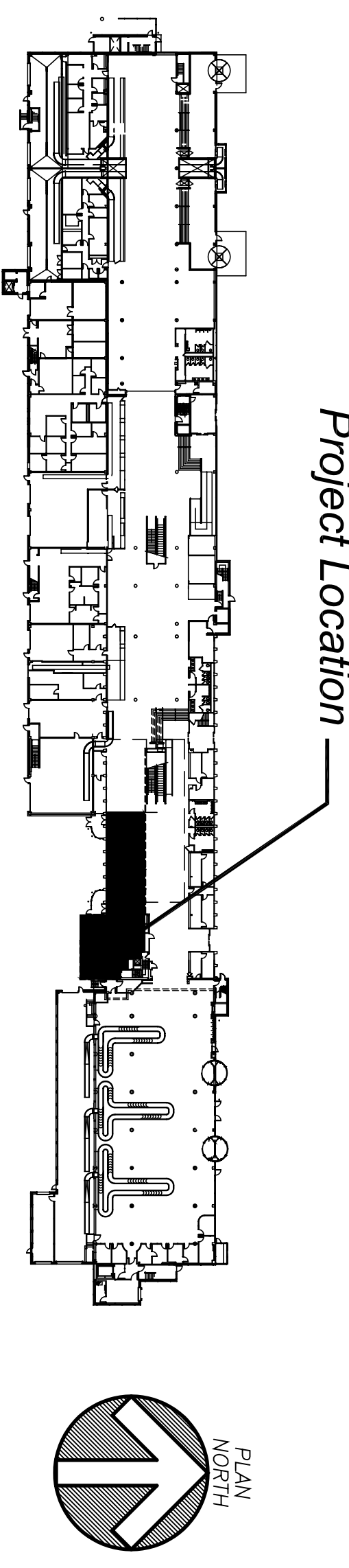
**Shipyard Brewing Co.**  
Existing Restaurant Relocation  
Lower Level, Terminal 1  
**Pre-Security**

**LOCATION**



**Portland International Jetport**  
City of Portland, Maine  
Department of Waterfront and Transportation  
Contact: Paul Bradbury  
T: 207 756 8029  
E: phb@portlandmaine.gov

**KEY PLAN**



**DRAWING LIST**

- A0.11 ARCHITECTURAL COVER SHEET, DRAWING KEYS.  
LIST OF DRAWINGS
- ARCHITECTURAL:**  
A0.1 PARTITION TYPES, BASE AND TRANSITION DETAILS  
A0.2 DOOR SCHEDULE AND ROOF DETAILS  
A1.0 DEMOLITION PLAN  
A2.0 PARTITION PLAN  
A2.1 FLOOR PLANS UPPER AND LOWER LEVELS  
A2.2 FLOOR FINISH PLAN  
A2.3 CEILING PLAN AND TRELLIS DETAIL  
A3.0 INTERIOR ELEVATIONS  
A3.1 INTERIOR ELEVATIONS  
A4.0 DETAILS  
A4.1 DETAILS  
A4.2 DETAILS
- ENGINEERING:**  
FP1 FIRE PROTECTION LEGEND, DETAILS & SCHEDULES  
FP2 FIRE PROTECTION BASEMENT PLAN  
FP3 FIRE PROTECTION LOWER LEVEL PLAN  
P1 PLUMBING LEGEND, DETAILS & SCHEDULES  
P2 PLUMBING BASEMENT PLAN  
P3 PLUMBING LOWER LEVEL PLAN  
P4 PLUMBING SPECIFICATIONS

**OWNER**

**HMS HOST**  
Host Marriott Services Corporation  
6600 Rockledge Drive,  
Sixth Floor, MS-6-12  
Bethesda, MD 20817  
t: (240) 694 - 4746  
f: (240) 694 - 4643

**ARCHITECT**

**LLOYD ARCHITECTS**  
Two High Cliff, Plymouth, MA 02360  
TEL: (508) 746-4646  
FAX: (508) 746-1236  
E-Mail: info@lloydarch.com

**MEP ENGINEER**

**B | E | R**  
BUILDING ENGINEERING RESOURCES, INC.  
Shovel Shop Square  
28 Main Street, Bldg. 3A  
No. Easton, MA 02356  
Tel: (508) 230-0260  
Fax: (508) 230-0265  
Ber@Ber-Engineering.com

**FOOD SERVICE CONSULTANT**

**FSM FOOD SERVICE DESIGN GROUP**  
811 Cromwell Park Drive, Suite 113  
Cromwell Business Park at BWI  
Olen Burnie, Maryland  
FSO@FSMfoodServiceDesign.com  
410.653.1302  
410.653.1308  
Fax

Issue	Description	Date
1	CONSTRUCTION DOCUMENTS	12/11/07