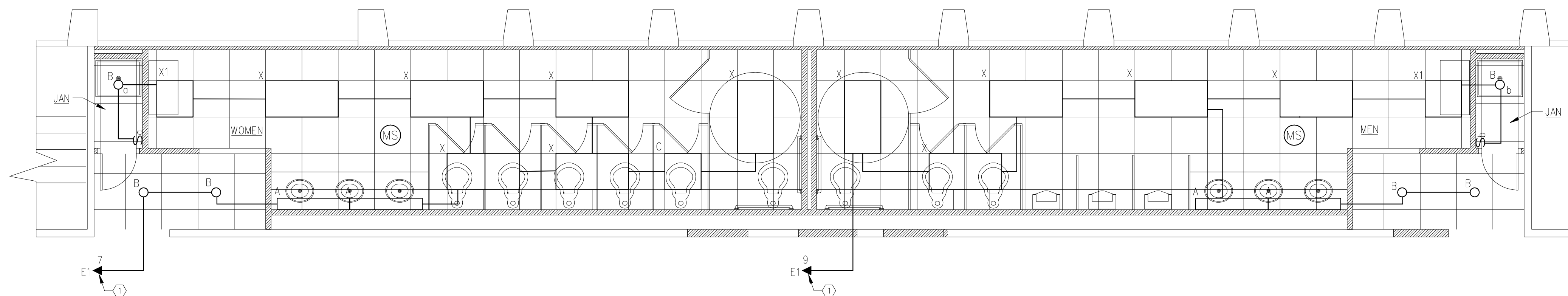




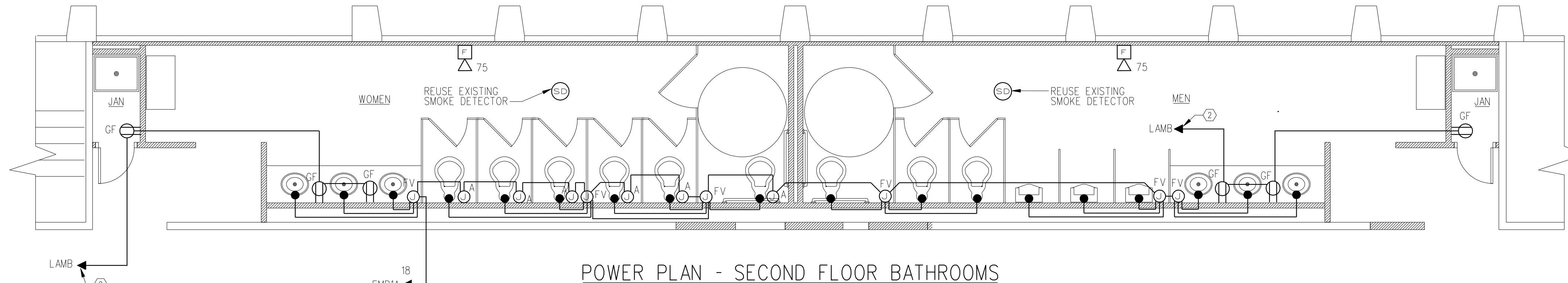
General Notes

ISSUED FOR CONSTRUCTION
2/25/08

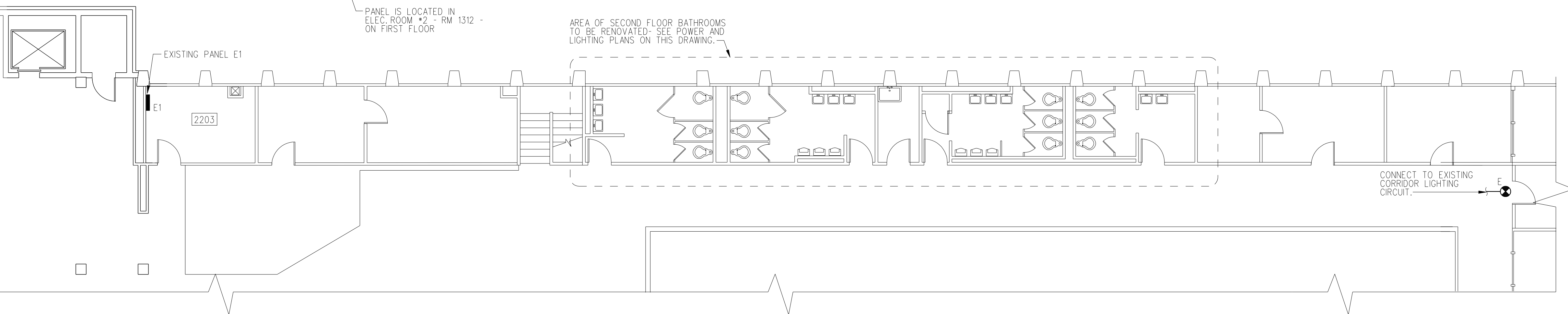
No.	Revision/Issue	Date



LIGHTING PLAN - SECOND FLOOR BATHROOMS
SCALE: 1/4"=1'-0"



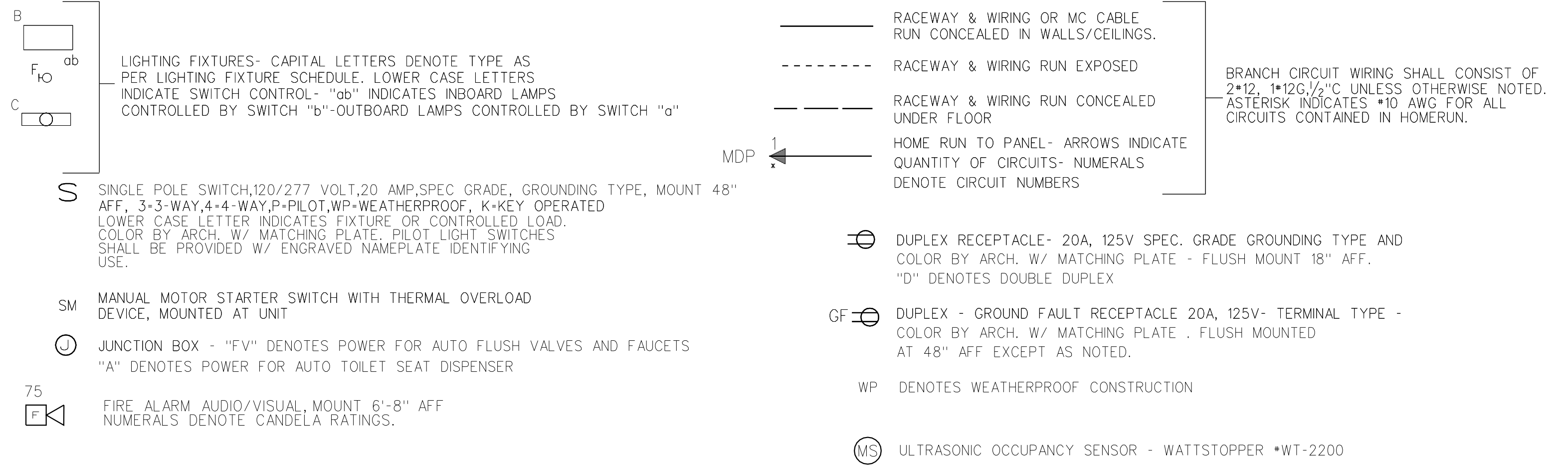
POWER PLAN - SECOND FLOOR BATHROOMS
SCALE: 1/4"=1'-0"



ELECTRICAL PLAN - PARTIAL SECOND FLOOR
SCALE: 1/8"=1'-0"


- GENERAL NOTES:
- 1. REMOVE EXISTING RECEPTACLES AND ASSOCIATED WIRING.
 - 2. TAKE DOWN EXISTING LIGHTING, CLEAN AND RELAMP AS REQUIRED. RETAIN FIXTURES FOR INSTALLATION INTO NEW CEILING.
 - 3. ELECTRICAL EQUIPMENT ASSOCIATED WITH BATHROOM EXHAUST FAN IS EXISTING TO REMAIN.
 - 4. RETAIN EXISTING F.A. WIRING ASSOCIATED WITH EXISTING BATHROOM HORNS AND STROBES. INTERCEPT WIRING FOR CONNECTION TO NEW STROBES.
- KEYED NOTES:
- ① EXISTING CIRCUIT BREAKER TO BE REUSED.
 - ② INSTALL 20A 1P BREAKER IN EXISTING PANEL. PANEL LAMB IS LOCATED ON FLOOR DIRECTLY BELOW - ROOM 1214A.

SYMBOL LEGEND



LIGHTING FIXTURE SCHEDULE

TYPE	DESCRIPTION	LAMPS QUANTITY & TYPE	REMARKS
X	EXISTING 2X4 PARABOLIC TO BE REUSED. CLEAN AND RELAMPED AS REQUIRED. INSTALL INTO NEW GRID CEILING.		
X1	EXISTING 2X2 PARABOLIC TO BE REUSED. CLEAN AND RELAMPED AS REQUIRED. INSTALL INTO NEW GRID CEILING.		
A	COLUMBIA *WAL4-1U1D32-E-U (277V)	(3) F32T8/SPX35	WALL MOUNTED UP/DOWN LIGHT
B	PRESCOLITE *LF6CFH132EB, 6CFH1 (277V)	(3) 32W TRIPLE TUBE CF	6" RECESSED FLUORESCENT DOWNLIGHT
C	COLUMBIA *P4D22-231U1G-LS33-S-EU	(2) U-BENT 31W T8	2X2 PARABOLIC RECESSED IN GRID CLG. (1) 2 LAMP ELECTRONIC BALLAST
E	DUAL-LITE *CVER-1-R-N-E (277V)	LED FURNISHED WITH FIXTURE	LED EDGE-LIT_EXIT SIGN - RECESSED CEILING MOUNT



Project Name and Address
UPPER LEVEL BATHROOM RENOVATIONS

Sheet Title
Electrical Plan

Project 08-1001	Sheet E.1
Date Issued For Construction 2/25/08	Scale Reference Individual Drawings

