

Exhibit – B8 Equipment Garage

The Rink at Thompson's Point

Description:

12' x 20' heated shed garage for storing the ice resurfer (Zamboni) and related rink maintenance equipment. Roof load 50 psf. One overhead garage door and one 30" people door on side.

Concrete Pad Plan for Garage on following page

Specs:

Imperial Metal Garage

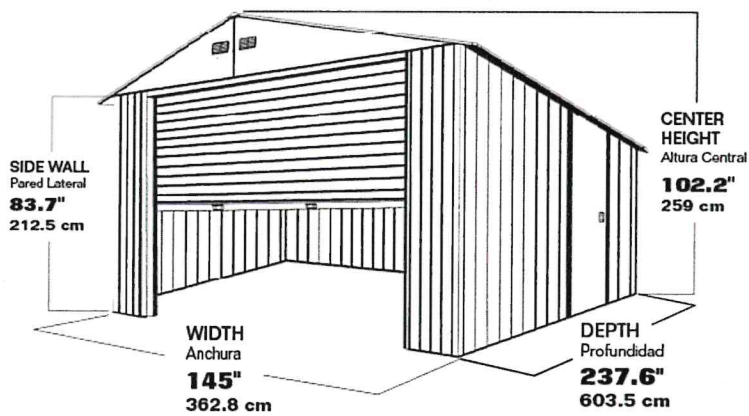




Image:

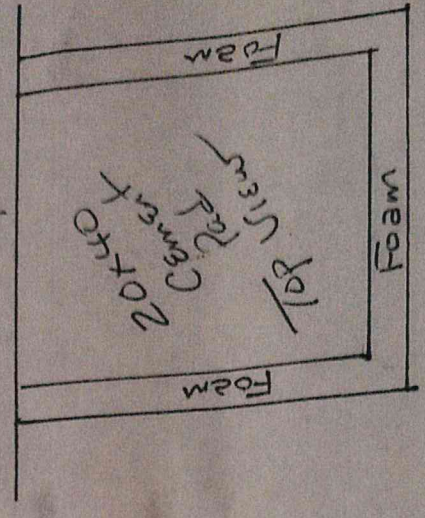
Sample image.





Rebar 2' Grid

Existing Pad



Foam to extend outside of pad 1 foot on 3 sides

Not to Scale