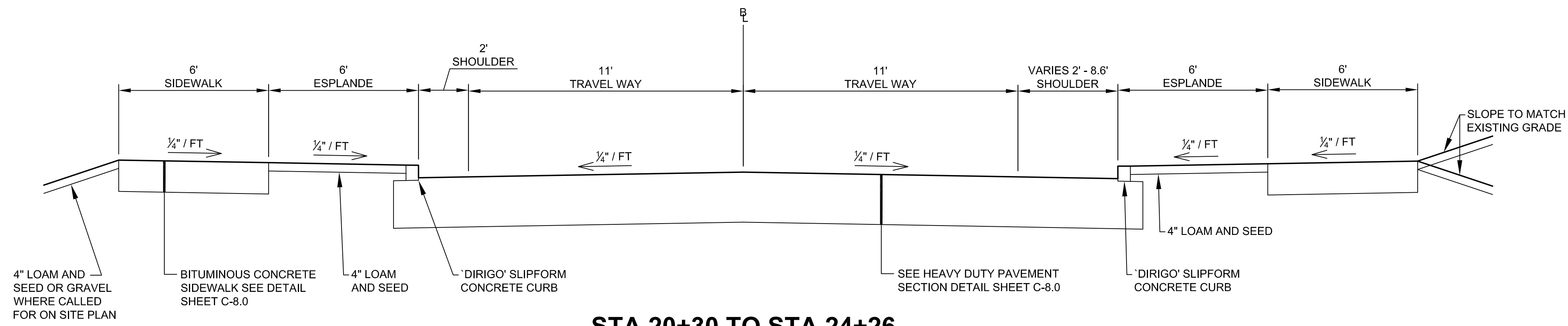
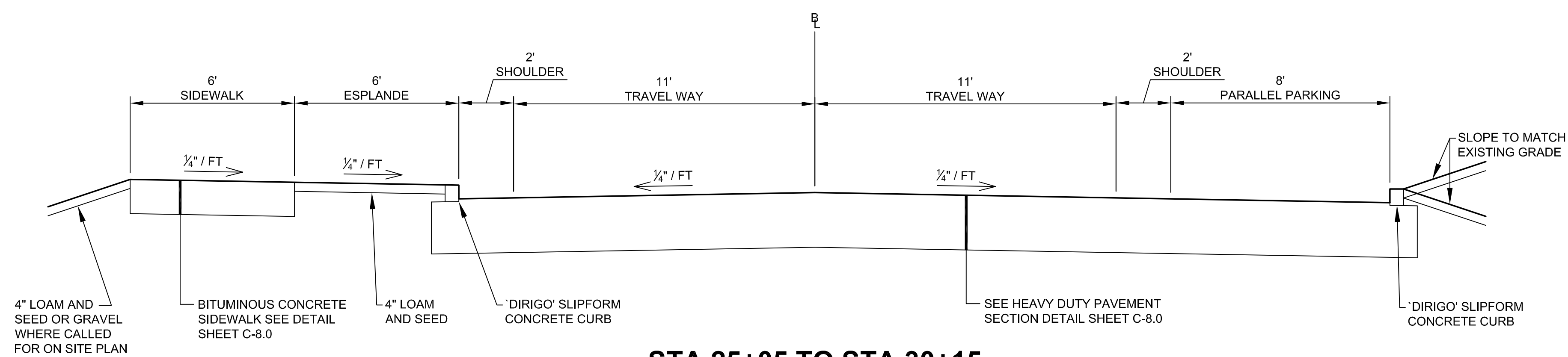


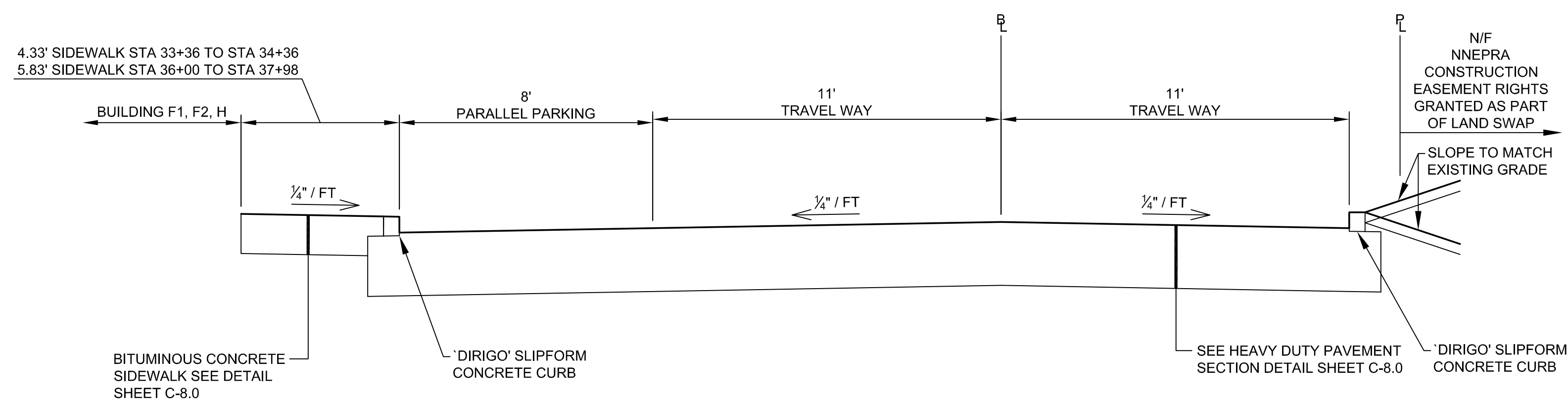
**STA 18+41 TO STA 20+30  
STA 24+26 TO STA 25+05  
TYPICAL ROADWAY SECTION E-E**  
N.T.S.



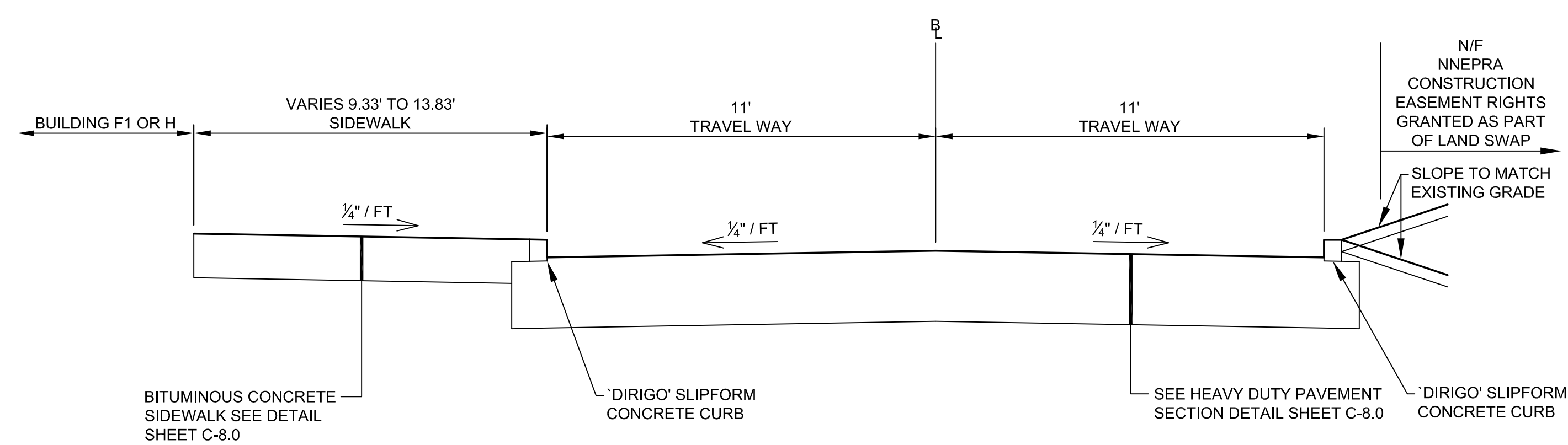
**STA 20+30 TO STA 24+26  
TYPICAL ROADWAY SECTION F-F**  
N.T.S.



**STA 25+05 TO STA 30+15  
TYPICAL ROADWAY SECTION G-G**  
N.T.S.



**STA 33+36 TO STA 34+36  
STA 36+00 TO STA 38+00  
TYPICAL ROADWAY SECTION H-H**  
N.T.S.



**STA 34+36 TO STA 36+00  
TYPICAL ROADWAY SECTION I-I**  
N.T.S.

		PROJECT: THE FOREFRONT AT THOMPSON'S POINT SHEET TITLE: TYPICAL ROADWAY CROSS SECTIONS	<b>FAY, SPOFFORD &amp; THORNDIKE</b> ENGINEERS - PLANNERS - SCIENTISTS 778 MAIN ST, SUITE 8, SOUTH PORTLAND, ME 04106
DRAWN: DED DESIGNED: BEK CHECKED: SRB	DATE: SEPT 2014 SCALE: N.T.S. JOB NO. SP-M007B	CLIENT: FOREFRONT PARTNERS   LP	FILE NAME: 2982.05-SUB DET SHEET: C-7.9
1 08.13.15 FINAL SUBDIVISION APPLICATION SUBMISSION REV DATE DESCRIPTION REVISIONS	P.E. ROBERT KENNEDY LIC. #11984		