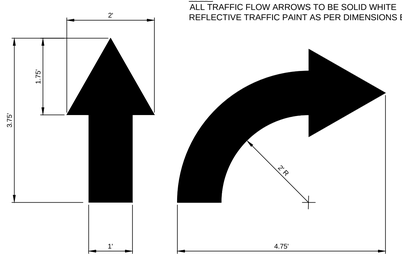

NOTE:
ALL TRAFFIC FLOW ARROWS TO BE SOLID WHITE REFLECTIVE TRAFFIC PAINT AS PER DIMENSIONS BELOW

A TRAFFIC FLOW ARROW DETAIL
N.T.S.

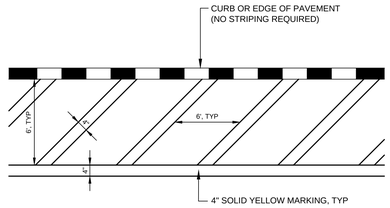

NOTE:
USE CHEVRONS 3'-0" OUT FROM CURB WITH DIAGONALS AT 4'-0" SPACING TO DESIGNATE FIRE LANE IN RESIGNATED DROP-OFF AREAS.

E CHEVRON STRIPING DETAIL
N.T.S.

LENGTH: AS REQUIRED

WEIGHT PER LINEAR FOOT: 2.50 LBS. MIN.

HOLES: ⅜" DIAMETER, 1" C-C FULL LENGTH

STEEL: SHALL CONFORM TO ASTM A-499 (GRADE 60) OR ASSTM A-576 (GRADE 1070 - 1080)

FINISH: SHALL BE PAINTED WITH TWO COATS OF AN APPROVED MEDIUM GREEN BAKED ON OR AIR DRIED, PAINT OF WEATHER RESISTANT QUALITY. ALL FABRICATION SHALL BE COMPLETE BEFORE PAINTING.

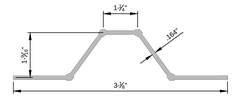

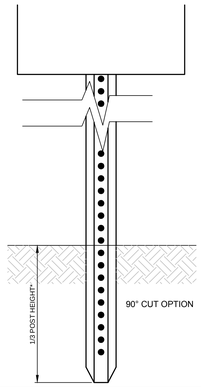

* IN LEDGE DRILL & GROUT TO A MIN. OF 2'

I SIGN POST
N.T.S.

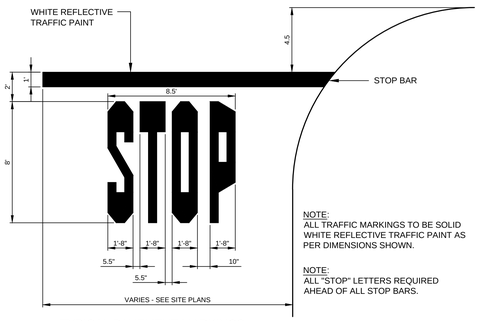

NOTE:
ALL TRAFFIC MARKINGS TO BE SOLID WHITE REFLECTIVE TRAFFIC PAINT AS PER DIMENSIONS SHOWN.

NOTE:
ALL "STOP" LETTERS REQUIRED AHEAD OF ALL STOP BARS.

B TYPICAL PAVEMENT MARKINGS
N.T.S.

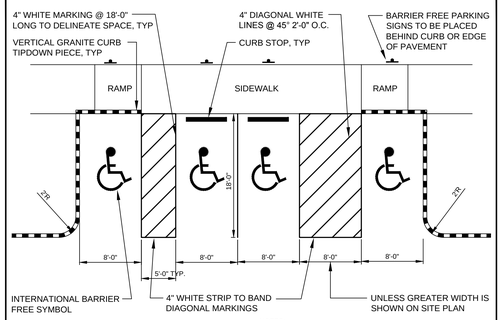

NOTES:
1. ONE IN EIGHT BARRIER FREE SPACES MUST BE VAN ASSESSABLE. THIS HAS BEEN PROVIDED FOR ON THE SITE LAYOUT PLAN.
2. BARRIER FREE GRAPHIC SYMBOL (PAINTED WHITE) TO BE CENTERED IN PARKING STALL. SYMBOL TO BE PAINTED ON BLUE NON-SKID BACKGROUND.

F ADA PARKING LOT STRIPING
N.T.S.

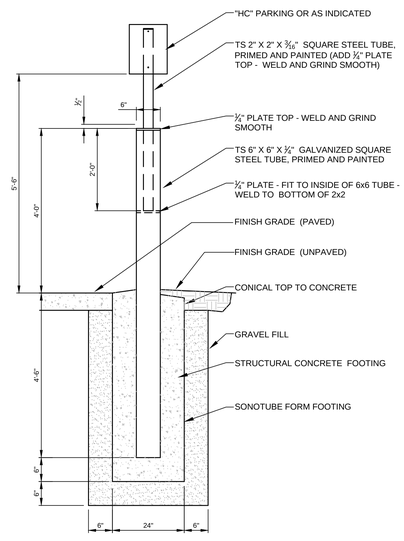

J BARRIER FREE PARKING SIGN
N.T.S.

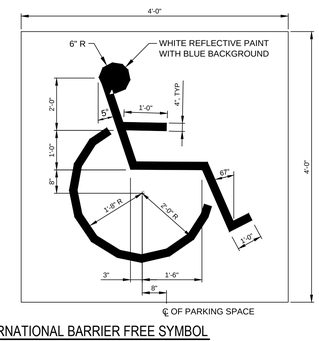

C INTERNATIONAL BARRIER FREE SYMBOL
N.T.S.

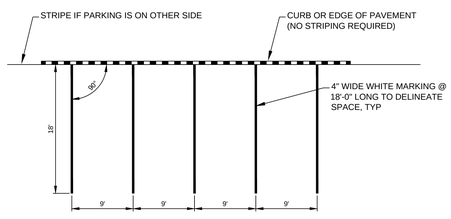

WHEN PARKING IS ON CURVE THE NARROWEST PORTION OF THE PARKING STALL SHALL MEET THE WIDTH SHOWN.

NOTE:
COMPACT PARKING STALLS SHALL BE STRIPED AT 8' WIDE BY 15' OR 18' DEEP - SEE SITE PLANS FOR LAYOUT OF COMPACT SPACES

G STANDARD PARKING STALL STRIPING
N.T.S.

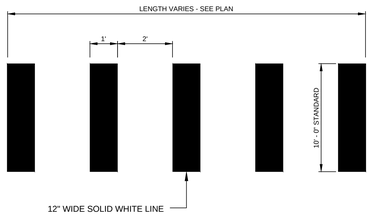

D CROSSWALK STRIPING DETAIL
N.T.S.

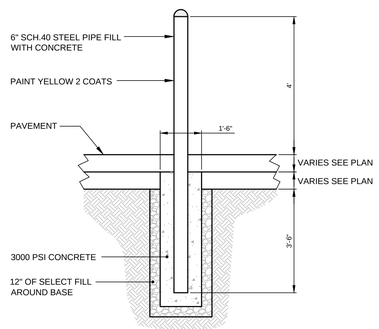

H GUARD POST/BOLLARD DETAIL
N.T.S.

REV	DATE	DESCRIPTION
1	08.13.15	FINAL SUBDIVISION APPLICATION SUBMISSION

REVISIONS

STATE OF MAINE
BIO KENNEDY
No. 11994
LICENSED
PROFESSIONAL ENGINEER

P.E. BIO KENNEDY
LIC. #11994

PROJECT
THE FOREFRONT
AT THOMPSON'S POINT

SHEET TITLE
PARKING AND TRAFFIC
CONTROL DETAILS

CLIENT
FOREFRONT PARTNERS I, LP

FAY, SPOFFORD & THORNDIKE
ENGINEERS · PLANNERS · SCIENTISTS
778 MAIN ST, SUITE 8, SOUTH PORTLAND, ME 04106

DRAWN:	DED	DATE:	SEPT 2014
DESIGNED:	BEK	SCALE:	N.T.S.
CHECKED:	SRB	JOB NO.	SP-M007B
FILE NAME:	2982.05-SUB DET		
SHEET	C-7.2		

R:\2982.05 Amended Site Plan Part II\Cadd\Permit Set\dwg\SUBDIVISION\2982.05-SUB DET.dwg davis_d 8/13/2015 3:18 PM