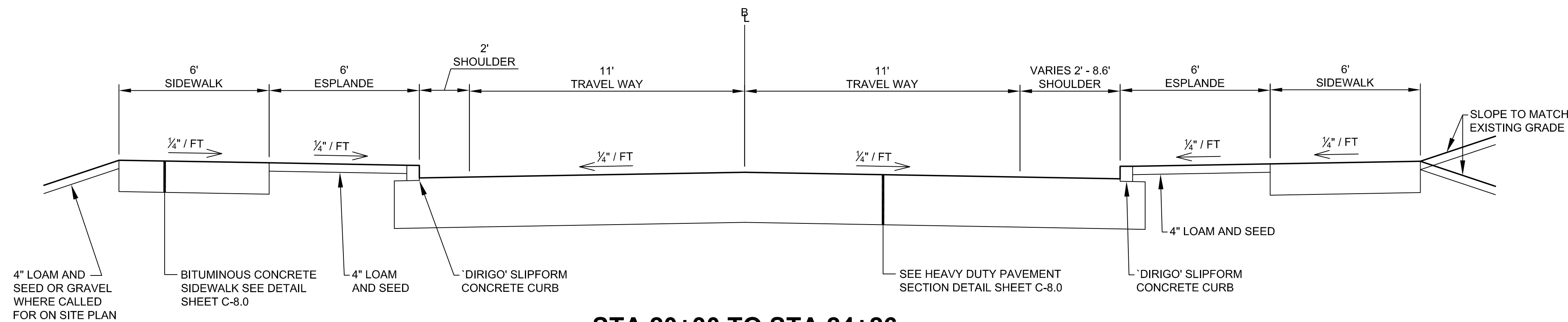
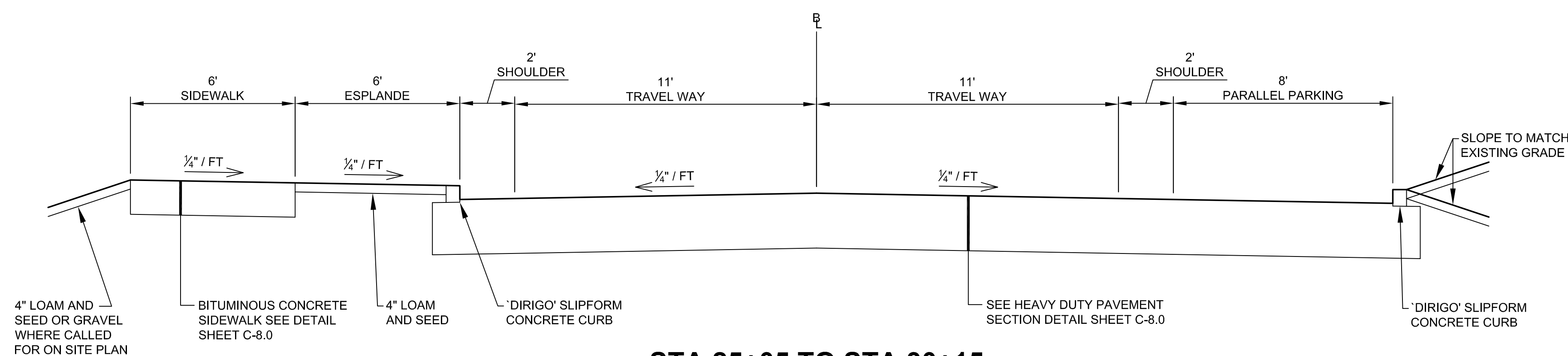


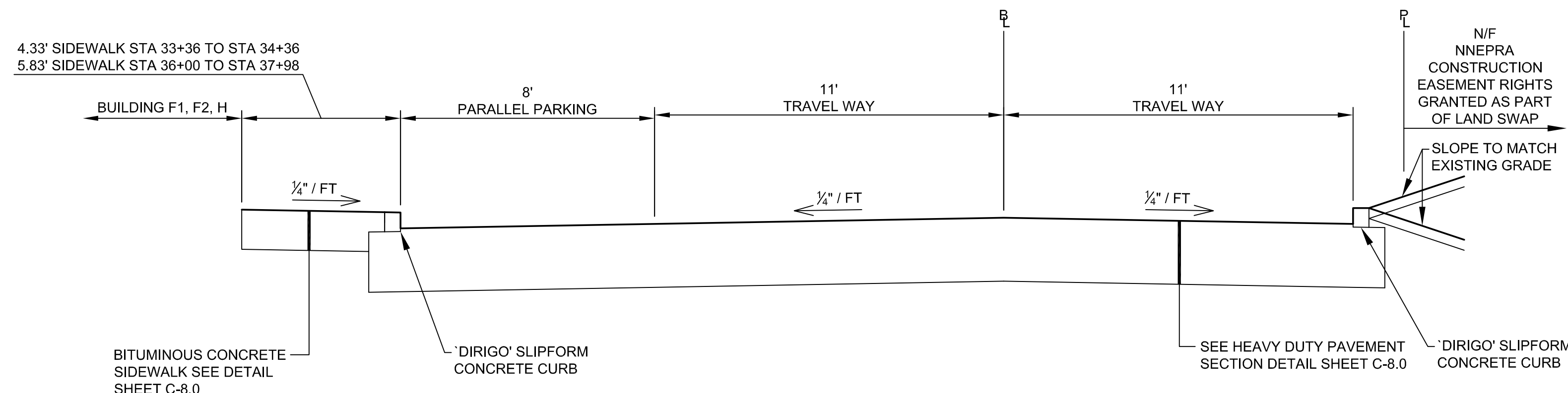
**STA 18+41 TO STA 20+30
STA 24+26 TO STA 25+05
TYPICAL ROADWAY SECTION E-E**
N.T.S.



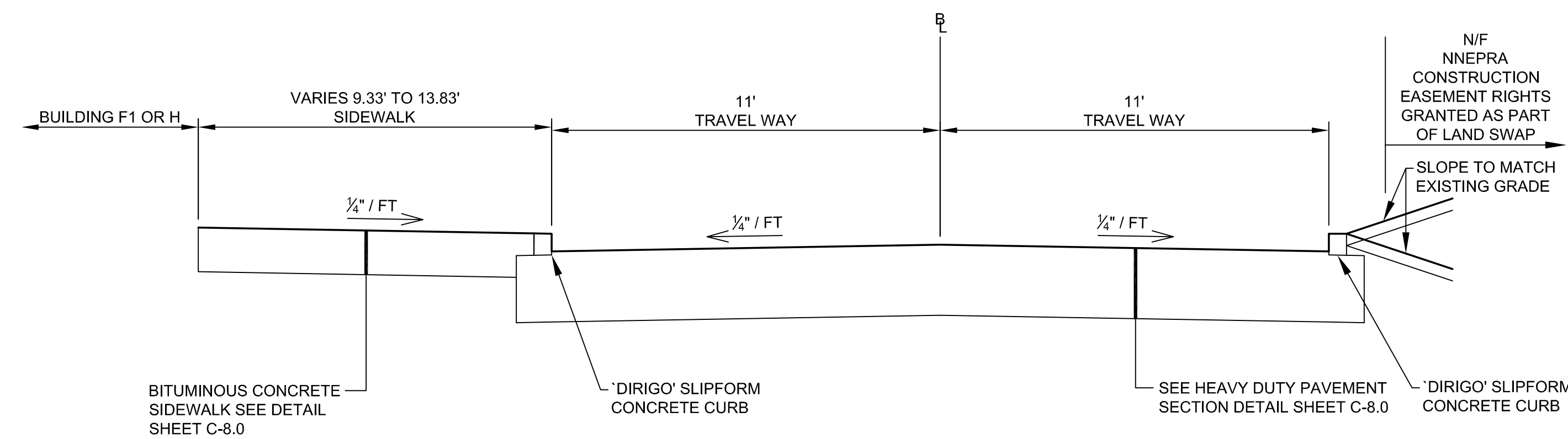
**STA 20+30 TO STA 24+26
TYPICAL ROADWAY SECTION F-F**
N.T.S.



**STA 25+05 TO STA 30+15
TYPICAL ROADWAY SECTION G-G**
N.T.S.



**STA 33+36 TO STA 34+36
STA 36+00 TO STA 38+00
TYPICAL ROADWAY SECTION H-H**
N.T.S.



**STA 34+36 TO STA 36+00
TYPICAL ROADWAY SECTION I-I**
N.T.S.

PRELIMINARY - NOT FOR CONSTRUCTION

		PROJECT THE FOREFRONT AT THOMPSON'S POINT	FAY, SPOFFORD & THORNDIKE, INC. ENGINEERS - PLANNERS - SCIENTISTS 778 MAIN ST., SUITE 8, SOUTH PORTLAND, ME 04106
SHEET TITLE TYPICAL ROADWAY CROSS SECTIONS		CLIENT FOREFRONT PARTNERS LP	DRAWN: DED DESIGNED: BEK CHECKED: SRB FILE NAME: 2982.05-SUB DET
1 REV DATE DESCRIPTION	10.10.14 FINAL SUBDIVISION APPLICATION SUBMISSION	P.E. B. O. E. KENNEDY LIC. #11994	DATE: SEPT 2014 SCALE: N.T.S. JOB NO. 2982.05 SHEET C-7.9