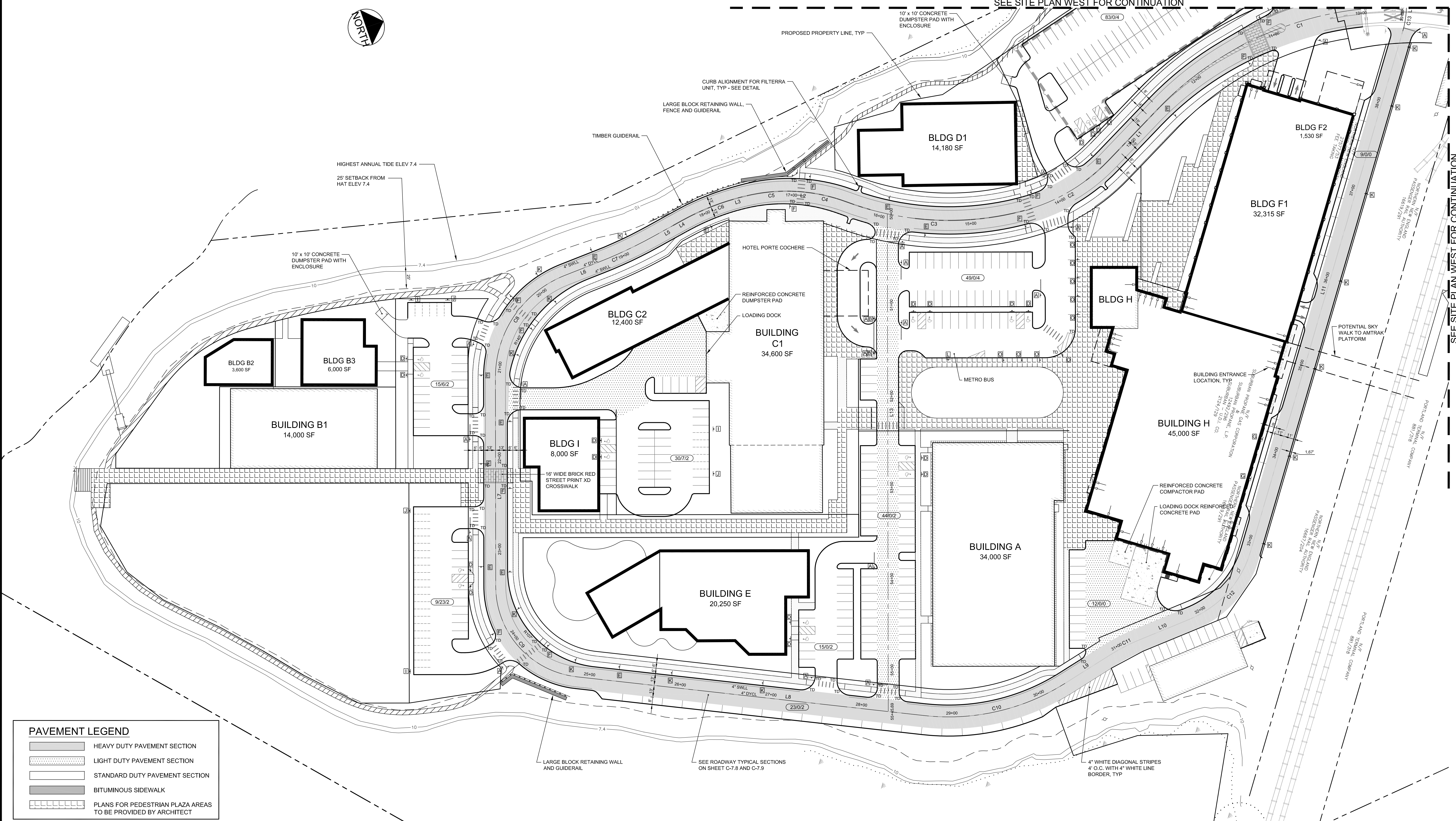


SEE SITE PLAN WEST FOR CONTINUATION

SEE SITE PLAN WEST FOR CONTINUATION



PAVEMENT LEGEND

	HEAVY DUTY PAVEMENT SECTION
	LIGHT DUTY PAVEMENT SECTION
	STANDARD DUTY PAVEMENT SECTION
	BITUMINOUS SIDEWALK
	PLANS FOR PEDESTRIAN PLAZA AREAS TO BE PROVIDED BY ARCHITECT

SIGN LEGEND

R1-1 24"x24"	R5-1 30"x30"	R7-8 12"x18"	R7-8 12"x18"	W11-2 24"x24"	W11-2 24"x24"		16"x18"	12" x 18"	12" x 18"	R7-13M 12"x18"	12" x 18"	W3-10 30" x 30"	16"x18"	12"x18"	R6-1L 36" x 12"	R6-1R 36" x 12"	R5-1a 36" x 24"

CURB LEGEND

	VERTICAL GRANITE CURB
	CONCRETE SLIP FORM CURB
TD	TIP DOWN

100 / 16 / 8 PARKING SPACE - STANDARD / COMPACT / ACCESSIBLE

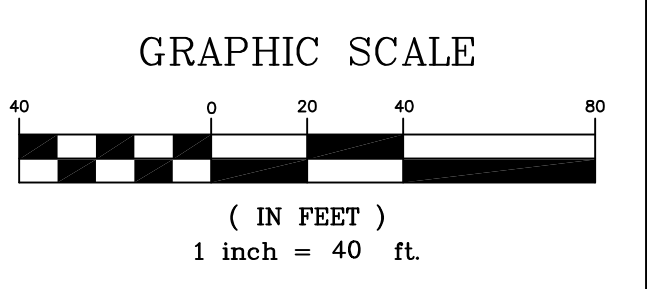
- SITE LAYOUT NOTES**
- ALL BARRIER FREE PARKING SPACES ARE TO RECEIVE BARRIER FREE SIGNS AND PAVEMENT MARKINGS AS ILLUSTRATED ON THE DETAIL SHEETS.
 - ALL CURBING MATERIALS WILL BE SELECTED BY THE OWNER. THE DIMENSIONS PROVIDED ON THE PLAN ARE TO FACE OF CURB. ALL CURBING TYPES ARE DETAILED IN THE PROJECT DETAIL SHEETS.
 - ALL DIMENSIONING, UNLESS NOTED OTHERWISE, IS TO THE FACE OF CURB, THE EDGE OF PAVEMENT OR THE FACE OF THE BUILDING.
 - EXCEPT WHERE INDICATED OTHERWISE, THE PAVEMENT IS TO BE STANDARD DUTY PAVEMENT.
 - SEE PLANS BY CARROLL ASSOCIATES FOR DETAILS RELATED TO ALL PEDESTRIAN PLAZA AREAS AND LANDSCAPE ARCHITECTURE.

PAVEMENT MARKING LEGEND


4" DYCL	4" WIDTH DOUBLE YELLOW CENTERLINE
4" SYLL	4" WIDTH SOLID YELLOW LANE LINE
4" SWLL	4" WIDTH SOLID WHITE LANE LINE
12" SL	12" WIDTH SOLID WHITE STOP LINE

ALL PARKING STALLS TO BE 4" WIDTH SINGLE SOLID WHITE LINE EXCEPT AS SHOWN ON SITE LAYOUT PLAN.

ALL SIGNAGE AND STRIPING SHALL CONFORM TO THE STANDARDS FOR SIZE, HEIGHT, LOCATION, COLOR, INSTALLATION AND REFLECTIVITY SET FORTH IN THE MANUAL ON UNIFORM TRAFFIC CONTROL DEVICES (MUTCD).



REV	DATE	DESCRIPTION	REVISIONS
1	10.10.14	FINAL SUBDIVISION APPLICATION SUBMISSION	



PROJECT: THE FOREFRONT AT THOMPSON'S POINT

SHEET TITLE: SITE PLAN - EAST

CLIENT: FOREFRONT PARTNERS I, LP

FST FAY, SPOFFORD & THORNDIKE, INC.
ENGINEERS - PLANNERS - SCIENTISTS
778 MAIN ST, SUITE 8, SOUTH PORTLAND, ME 04106

DRAWN: DED DATE: SEPT 2014
DESIGNED: BEK SCALE: 1" = 80'
CHECKED: SRB JOB NO. 2982.05
FILE NAME: 2982.05-SUB SITE LAYOUT
SHEET: C-3.1

PRELIMINARY - NOT FOR CONSTRUCTION

R2082.05 Amended Site Plan Part II.Cadd.Permitt: Setdown/SUBDIVISION/2982.05-SUB SITE LAYOUT.dwg dwg, d 10/10/2014 2:03 PM