
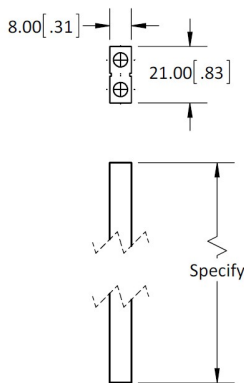



30-00XX

Details

- Low voltage 12V track
- Champagne finish available upon special request for 79" monorail only



DIMENSIONS ARE IN MILLIMETERS (INCHES)

Catalog No. *
(30-0096) 96" Monorail

Hardware Finish *
(BK) Black

BENDING *
(SR) Ship As Straight Run

Important Technical Information

It is suggested to use a dedicated circuit for Prima's low voltage systems and LED related products especially under the remodel applications. Do not mix circuits with any fluorescent lighting systems with low power factor ballast. The harmonic distortion may create heat and damage the secondary side of the transformers, drivers, and low voltage fixtures.

It is also important to control Prima lighting systems from individual dedicated switches or suitable dimmers. Do not toggle the power from the breakers in the main electrical panel. This is to ensure a safe environment for system maintenance and longevity reason.

It is also not recommended to use any of our low voltage system or individual fixtures including LED related products with occupancy sensor or any motion sensor related device.

Low voltage lighting systems produce level of high heat during the normal operations. Therefore, always turn the power off prior to performing any re-lamping, cleaning, or maintenance related work. Prima Lighting is not responsible for any damage or personal harm caused by irresponsible or improper handling of low voltage lighting systems.

Products that have been used improperly and not according to our instructions will not be replaced and all warranties will be void. Prima Lighting always includes lamps for each fixture we ship. The lamps we include are top quality and well-known name brands. We will normally send up to 50W halogen MR16, 7W LED MR16 for spotlights and 35W Xelogen G6.35 lamp for pendants, unless otherwise specified differently in the catalog.

Furthermore, most of our halogen or Xelogen lamps are rated at 10,000 hours lamp life. Prima will also ship according to customer's specific lamp type or wattage per order. Lamps are complimentary, thus we will not offer free replacement, nor will we issue any credit for lamps. However, customers may purchase lamps from us and receive standard lamp warranty. We always encourage our customers to purchase replacement lamps directly from us when replacements are needed.

We recommend the use of our transformers or LED drivers with our lighting systems, as they have been tested to work with our products. If systems are ordered without our transformers, all warranties are void and complimentary lamps will not be supplied.

Due to the nature of the manufacturing process of blown glass, no two glass pieces are exactly alike. Each piece of hand blown glass has its own unique characteristics that make it an individual work of art. Prima cannot guarantee the exact same color or texture between multiple pieces of the same type of glass.

If a low voltage lamp fails at any time, it should be replaced immediately to prevent further damage to other lamps in the system by excessive voltage. For applications which is using any of Prima low voltage halogen or Xelogen fixtures for more than 10-12 hours per day, customer must use a proper low voltage dimmer to slightly reduce the input voltage. This will help to extend not only the overall lamp life but also the system longevity. The interchangeable fixtures in our catalog and website are for decorative, accent, and task illumination purposes. These products are not ideal for general illumination purpose.

Any damages caused by the long hours running without a proper dimming system in place, Prima will reserve the right to warrant the products. In the event of light bulb 'flickering', system outage or bad electrical contact issues, always refer to the Prima Installation guide that was included with the original system shipment.

This guide will have troubleshooting steps that you may take to rectify the problem in most cases. If the system becomes non-operational, do not try to tap it with objects for fixing it. These sorts of actions will likely make the condition of a non-operational system even worse. The most important thing to do is test the voltage and temperature 30 to 60 minutes after the installation, this step is MANDATORY. Fail to provide such step may result in void of warranty. The ideal range at any of Prima 12V low voltage system power feed should be at 11.3 ~ 11.7 volts and 80 ~ 95 degrees Fahrenheit. Always follow Prima instruction sheets for detailed troubleshooting procedures. Please consult Prima Customer Service for troubleshooting either before or after installation.

LEDs are semiconductors with a very long lifespan. However, after approximately 75,000-100,000 hours of use at the ambient temperature, the brightness may lessen due to the silicon part where the light passes through eventually darkens. In addition, the lens may turn yellow after time and could also change the shade of the light. The reflector may also oxidize and reduce the reflection. With regular thermal cycles of turning the power on and off, the practical lamp life is 50,000 hours. LED fixtures must be wired correctly according to Prima instructions or you may risk causing irreparable damage to the transformer or LED driver. We recommend the use of our LED drivers and transformers with our light systems as they have been tested to work with our products. Avoid installing LED lights in areas of high heat as it may lessen the life of the lamp. Proper ventilation is very important to the LED fixtures. Be advised that the brightness of the light is not only determined by wattage but also is a combination of the lumens and the wattage of which the value shows the emitted light. Our products are ROHS compliant and have passed all tests prior to shipment. All product information including specifications is current as per the print date. We will try our best to update website information whenever there is changes, however, we reserves the right to change the details of specification, dimensions, color, and finishes without prior notice.