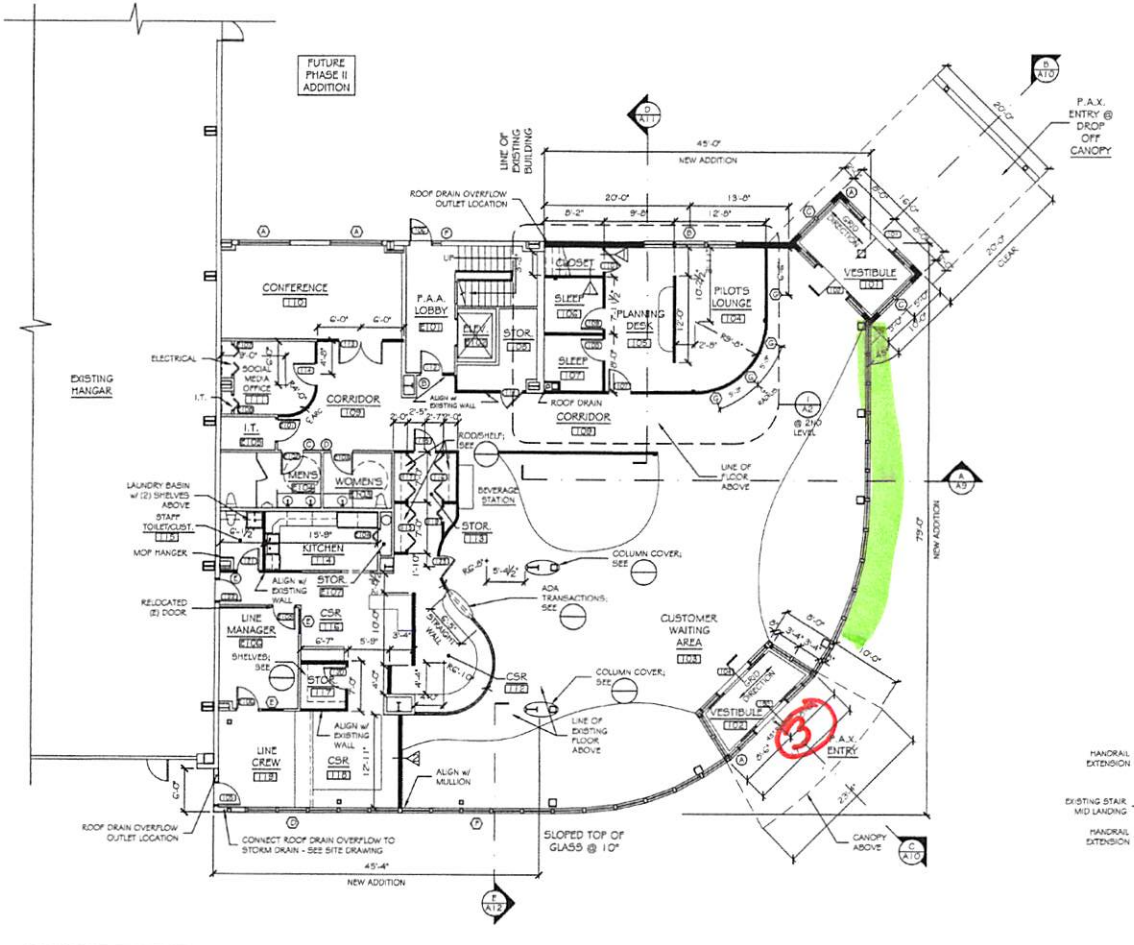

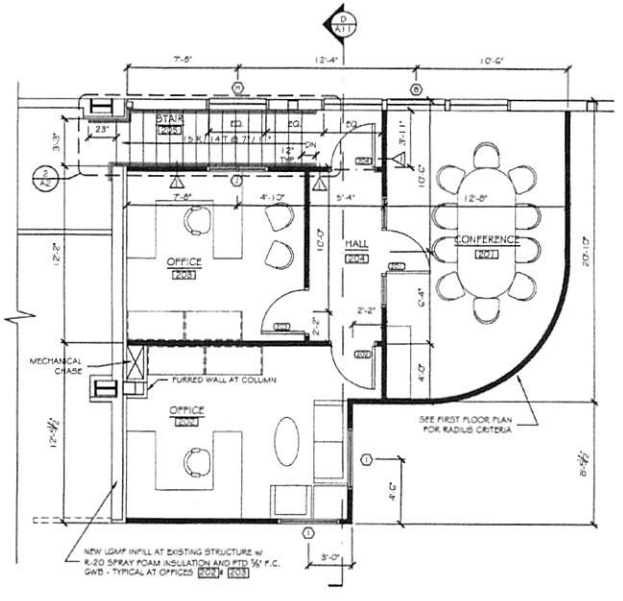

① OFFICES ABOVE PILOT'S SUITE
SCALE: 1/4" = 1'-0"

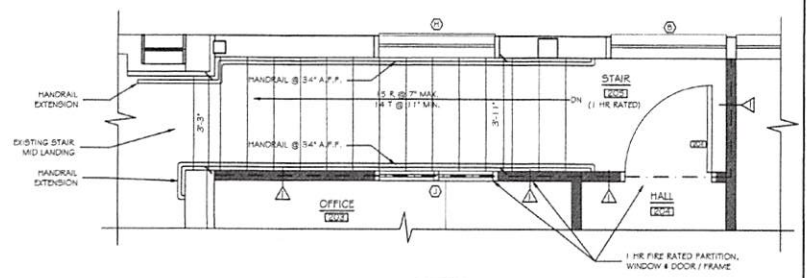

② STAIR 205 PLAN
SCALE: 1/2" = 1'-0"

PARTITION LEGEND	
	EXISTING
	PHASE I

FLOOR PLAN AT NEW TERMINAL ADDITION
SCALE: 1/8" = 1'-0"

NORTH

NOTES:

1. SEE EXTERIOR ELEVATIONS FOR NEW WINDOWS AT EXISTING OPENINGS TO REMAIN
2. SEE FLOOR FINISHES PLAN FOR ADDITIONAL DIMENSIONS
3. SEE WINDOW SCHEDULE FOR NEW INTERIOR WINDOWS AT EXISTING SECOND FLOOR FAA OFFICE AREA OPENINGS. REFER TO DEMOLITION ELEVATIONS NOTES 9 & 11
4. SEE 1-A23 FOR SIGNAGE

PARTITION NOTES:

1. SEE 9/A16 FOR ALL INTERIOR PARTITIONS U.N.O.
2. SEE 6/A16 FOR PARTITION TYPE △1 (ONE HOUR RATED)
3. SEE 10/A16 FOR PARTITION TYPE △2

③ - Ramp Sign - Directional
Allocated Building Space Frontage 50ft x 26ft

GRANT HAYS ASSOCIATES
ARCHITECTURE & INTERIOR DESIGN
P.O. BOX 6179 FALMOUTH MAINE 04105
207.871.5900 www.granthays.com

SEAL
LICENSED ARCHITECT MICHAEL F. HAYS No. 1724 STATE OF MAINE

REVISIONS

DRAWING NAME

NEA NORTHEAST AIR
PORTLAND INTERNATIONAL JETPORT
1011 WESTBROOK STREET
PORTLAND, MAINE 04102

SHEET

PHASE I
NEW TERMINAL ADDITION FLOOR PLAN

DATE 14 DEC '15
SCALE AS NOTED
DRAWN BGM/mgk
JOB NO. 150655
SHEET A2

COPYRIGHT
REPRODUCTION OR REUSE OF THIS DOCUMENT WITHOUT WRITTEN PERMISSION FROM GRANT HAYS ASSOCIATES IS PROHIBITED.