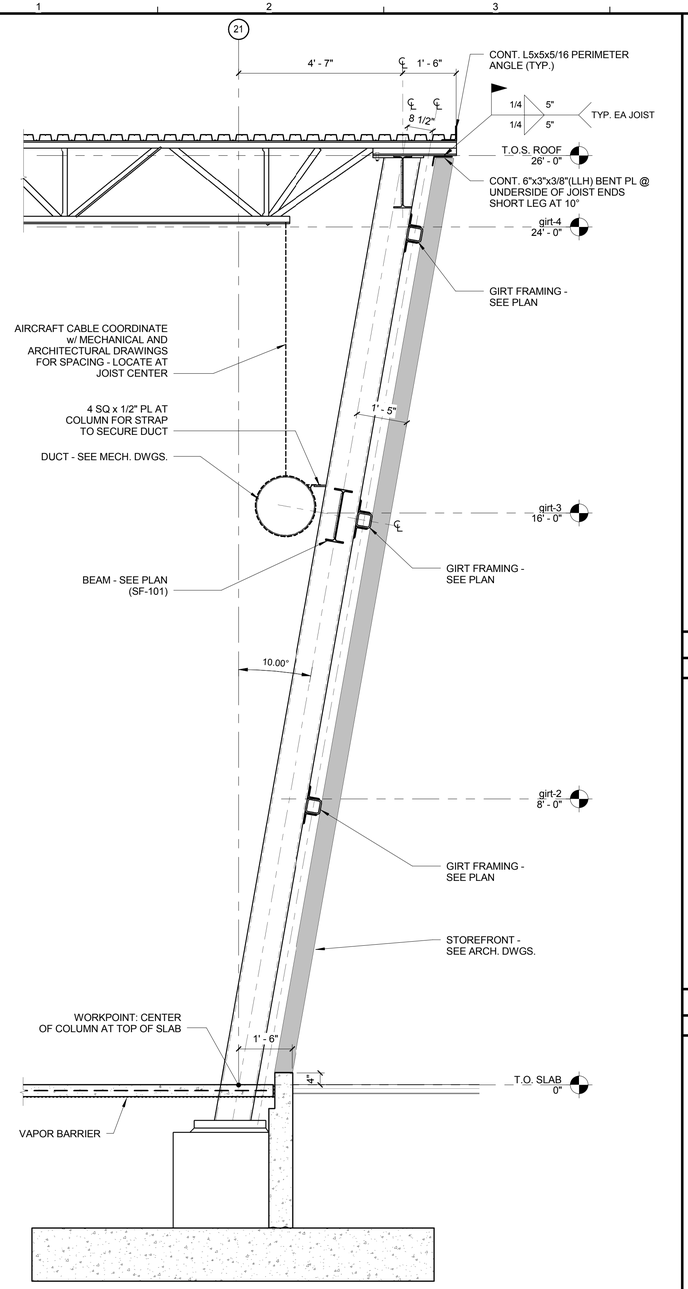

B1 | SECTION AT INCLINED COLUMN
1/2" = 1'-0"

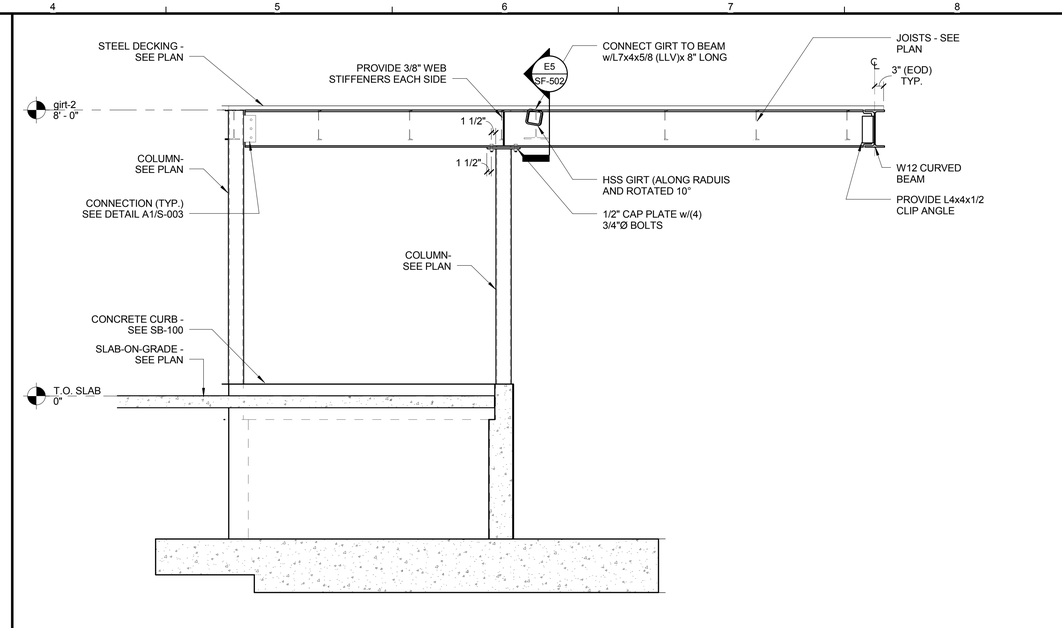

F5 | STEEL ELEVATION AT MAIN ENTRY CANOPY
1/2" = 1'-0"

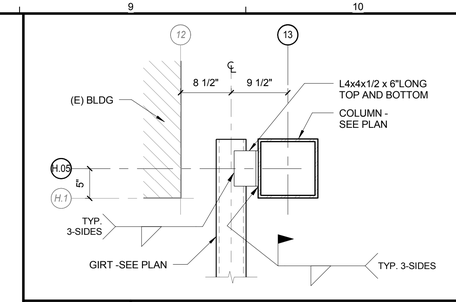

G9 | GIRT CONNECTION
1" = 1'-0"

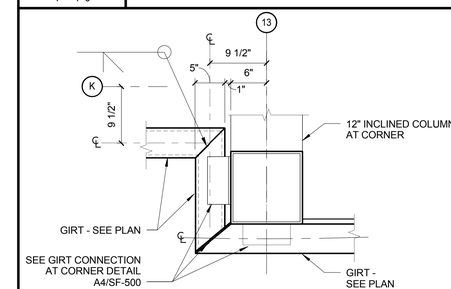

F9 | GIRT CONNECTION
1" = 1'-0"

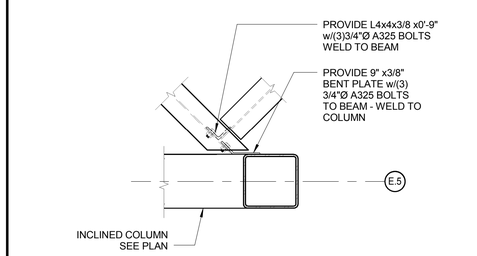

D5 | ENLARGED PLAN VIEW
3/4" = 1'-0"

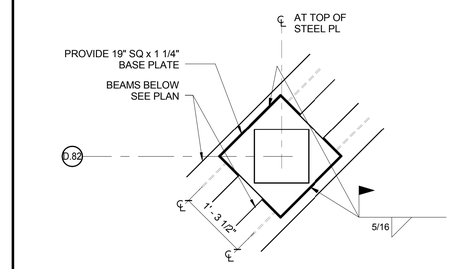

D7 | ENLARGED PLAN VIEW
3/4" = 1'-0"

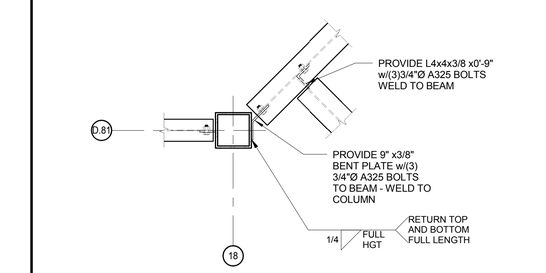

D9 | ENLARGED PLAN VIEW
3/4" = 1'-0"

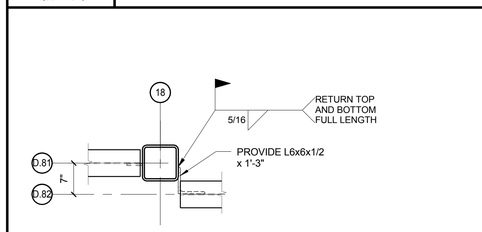

B5 | ENLARGED PLAN VIEW
3/4" = 1'-0"

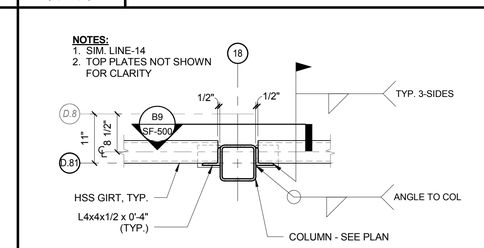

B7 | GIRT CONNECTION
3/4" = 1'-0"

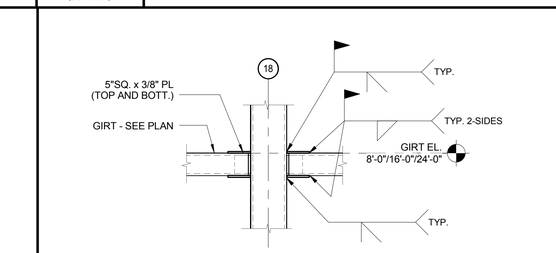

B9 | DETAIL
3/4" = 1'-0"

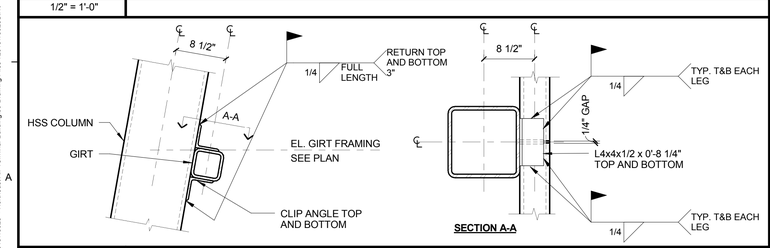

A1 | GIRT TO 12" INCLINED COLUMN CONNECTION
1" = 1'-0"

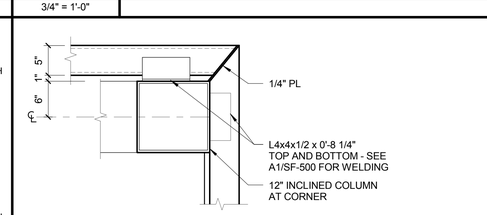

A4 | GIRT CONNECTION @ CORNER
1" = 1'-0"

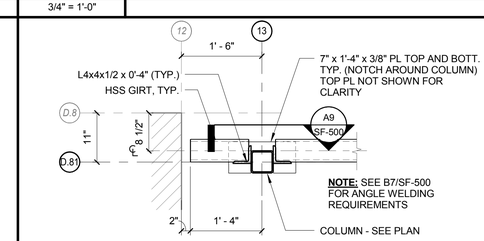

A7 | GIRT CONNECTION
3/4" = 1'-0"

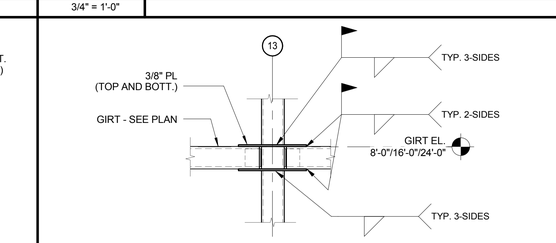

A9 | DETAIL
3/4" = 1'-0"

160 Veranda Street
Portland, Maine 04103
T: 207.221.2260
F: 207.221.2266
Web: www.allied-eng.com
Allied Engineering
Structural Mechanical Electrical Commissioning

STATE OF MAINE WILLIAM FAUCHER No. 7135 LICENSED PROFESSIONAL ENGINEER

GRANT HAYS ASSOCIATES
ARCHITECTURE & INTERIOR DESIGN
PO BOX 6179 FALMOUTH MAINE 04105
207.871.9590 www.grantdesign.com

Date: 01-27-2016
Drawn By: PED
Checked By: JPM
Project Mgr: WPF
Project No: 15028
Cad File: 15028S.rvt
Graphic Scale: 0" 1"

STRUCTURAL - DETAILS

NEA NORTHEAST AIR
PORTLAND INTERNATIONAL JETPORT
1011 WESTBROOK STREET PORTLAND, MAINE 04102

© COPYRIGHT 2015 ALLIED ENGINEERING, INC.

SF-500

N:\Projects\2015\15028 - Northeast Air Terminal Building\00 Drawing Files v2015\15028S.rvt