


GRANT HAYS ASSOCIATES
 ARCHITECTURE & INTERIOR DESIGN
 P.O. BOX 6179 FALMOUTH MAINE 04105
 207.871.5900 www.granthays.com



REVISIONS

DRAWING NAME

NEA
 NORTH EAST AIR
 PORTLAND INTERNATIONAL AIRPORT
 PORTLAND, MAINE 04102
 1011 W/ETBROOK/TREET

SHEET

PHASE I
REFLECTED CEILING PLAN

DATE: 19 FEB '16
 SCALE: 1/8"=1'-0"
 DRAWN: BGH/mgk
 JOB NO. 150655
 SHEET **A4**

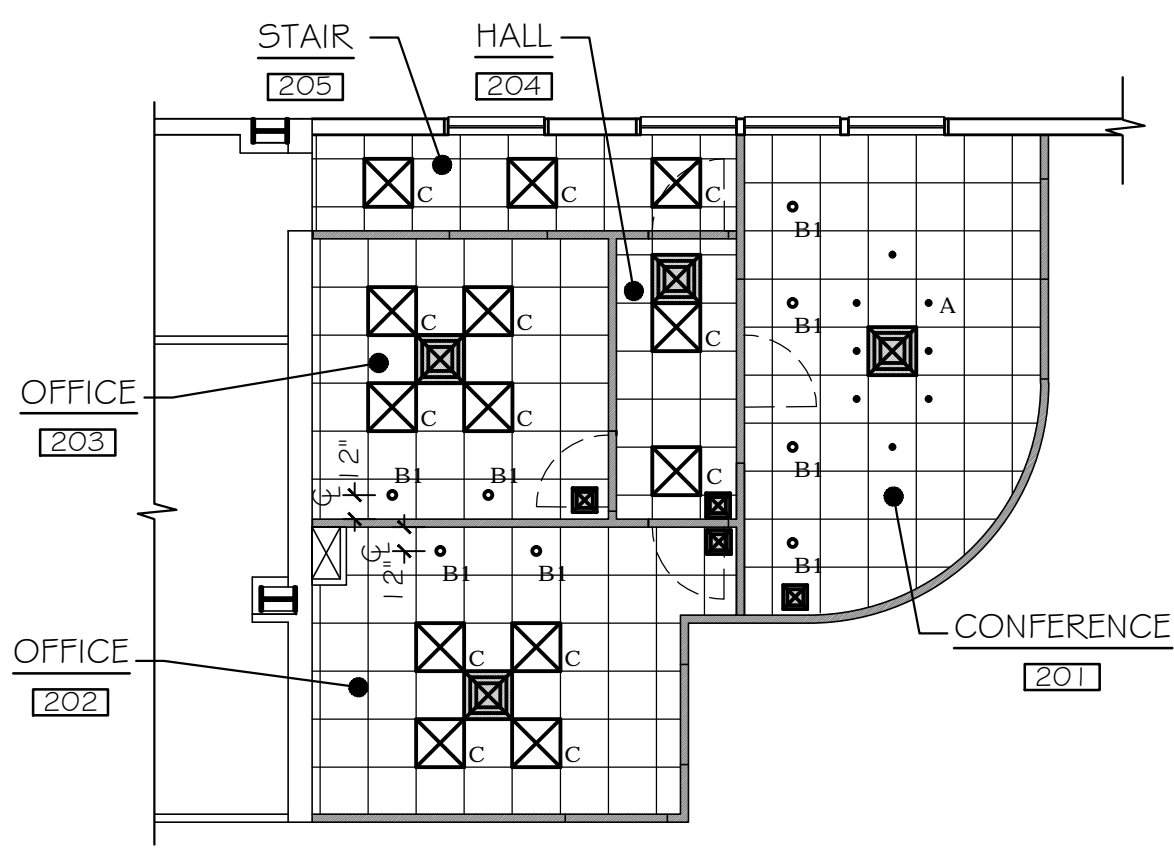
COPYRIGHT REPRODUCTION OR REV. OF THIS DOCUMENT WITHOUT WRITTEN PERMISSION FROM GRANT HAYS ASSOCIATES IS PROHIBITED.

CEILING LEGEND

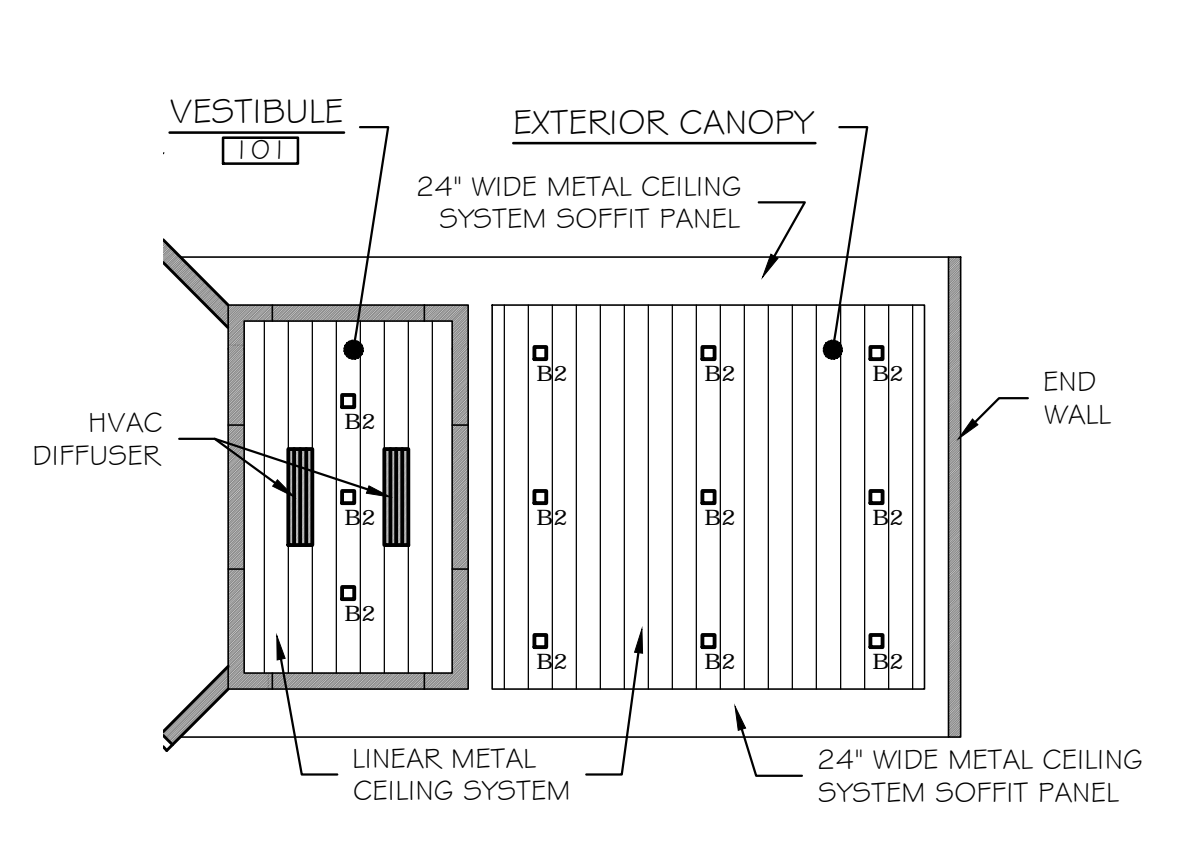
- SUSPENDED ACOUSTICAL TILE
- EXISTING CEILING (NEW PAINT)
- GWB SOFFIT
- HVAC LINEAR DIFFUSER (SEE MECHANICAL DRAWINGS)
- HVAC LAY-IN DIFFUSER / RETURN (SEE MECHANICAL DRAWINGS)
- EXHAUST FAN (SEE MECHANICAL DRAWINGS)

LIGHTING LEGEND

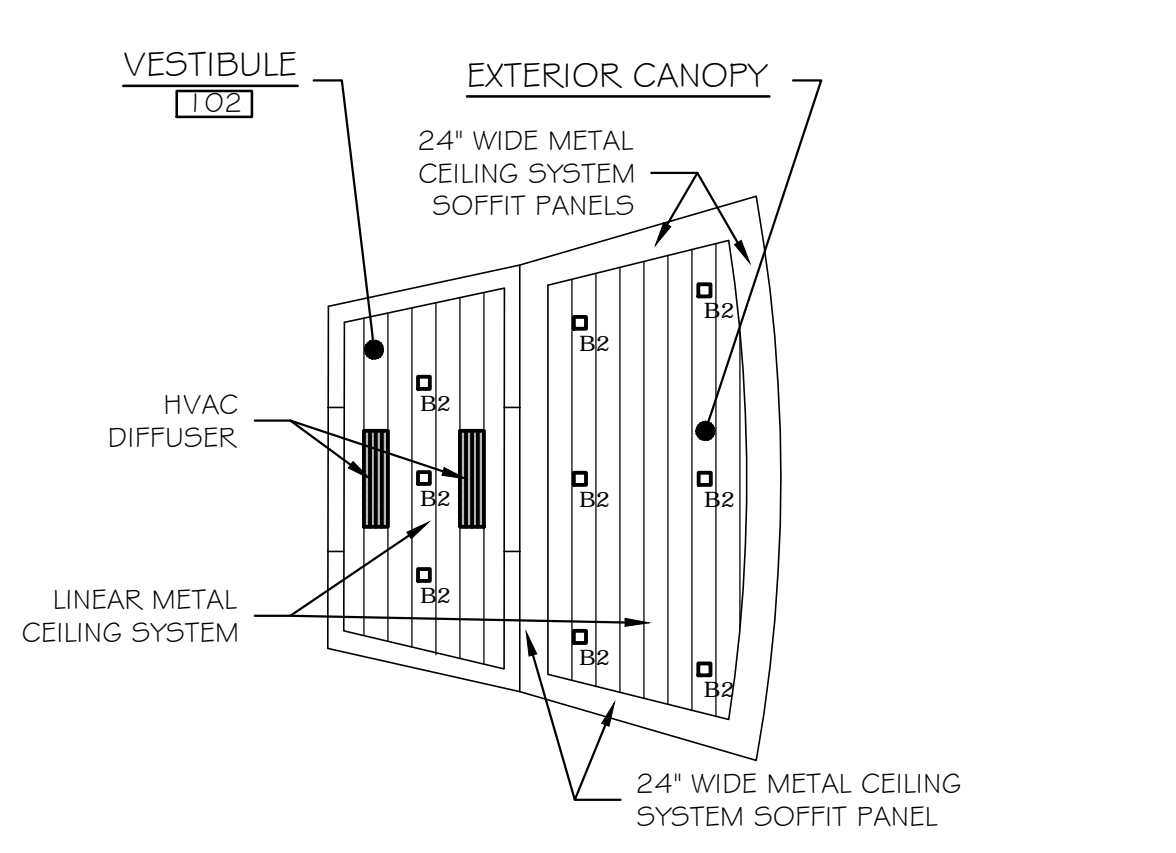
- A, A1, A2
- B, B1
- B2
- C
- E
- E1
- E2
- F
- G
- G1
- G2
- H
- J
- J1
- K
- L
- M
- N



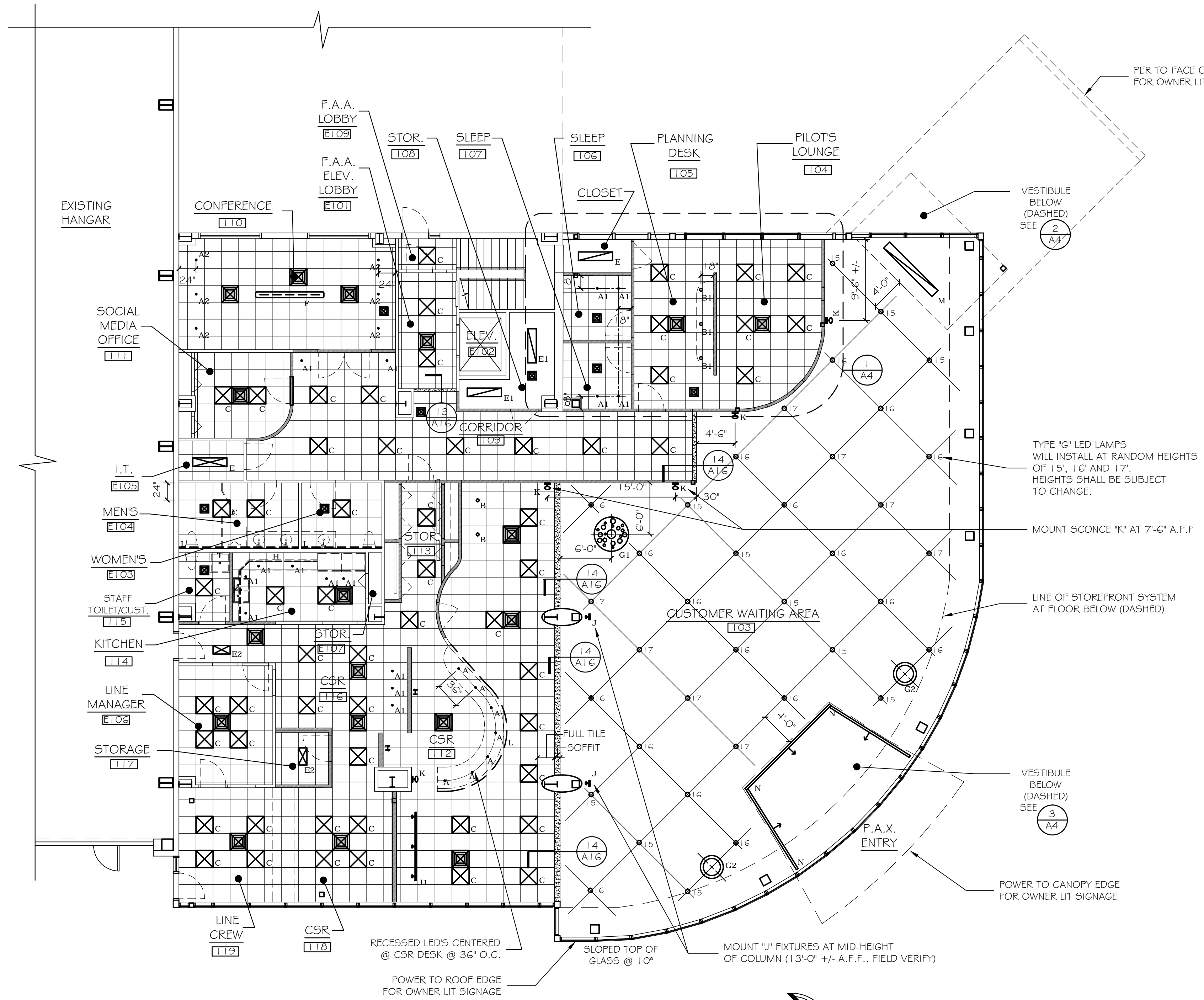
① OFFICES ABOVE PILOT'S SUITE
 SCALE: 1/8" = 1'-0"




② VESTIBULE 101 REFLECTED CEILING PLAN
 SCALE: 1/8" = 1'-0"



③ VESTIBULE 102 REFLECTED CEILING PLAN
 SCALE: 1/8" = 1'-0"



REFLECTED CEILING PLAN
 SCALE: 1/8" = 1'-0"



PER TO FACE OF WALL FOR OWNER LIT SIGNAGE

TYPE 'G' LED LAMPS WILL INSTALL AT RANDOM HEIGHTS OF 15', 16' AND 17'. HEIGHTS SHALL BE SUBJECT TO CHANGE.

MOUNT SCONCE 'K' AT 7'-6" A.F.F.

LINE OF STOREFRONT SYSTEM AT FLOOR BELOW (DASHED)

VESTIBULE BELOW (DASHED) SEE 3/A4

POWER TO CANOPY EDGE FOR OWNER LIT SIGNAGE

RECESSED LED'S CENTERED @ CSR DESK @ 36" O.C.
 POWER TO ROOF EDGE FOR OWNER LIT SIGNAGE

SLOPED TOP OF GLASS @ 10°
 MOUNT 'J' FIXTURES AT MID-HEIGHT OF COLUMN (13'-0" +/- A.F.F., FIELD VERIFY)