

**SHEET NOTES**

01 PROVIDE CONVENIENCE LIGHT FIXTURE WITH SWITCH IN THE ESCALATOR LOWER LEVEL MACHINE SPACE. COORDINATE LOCATION AND INSTALLATION WITH THE ESCALATOR CONTRACTOR.

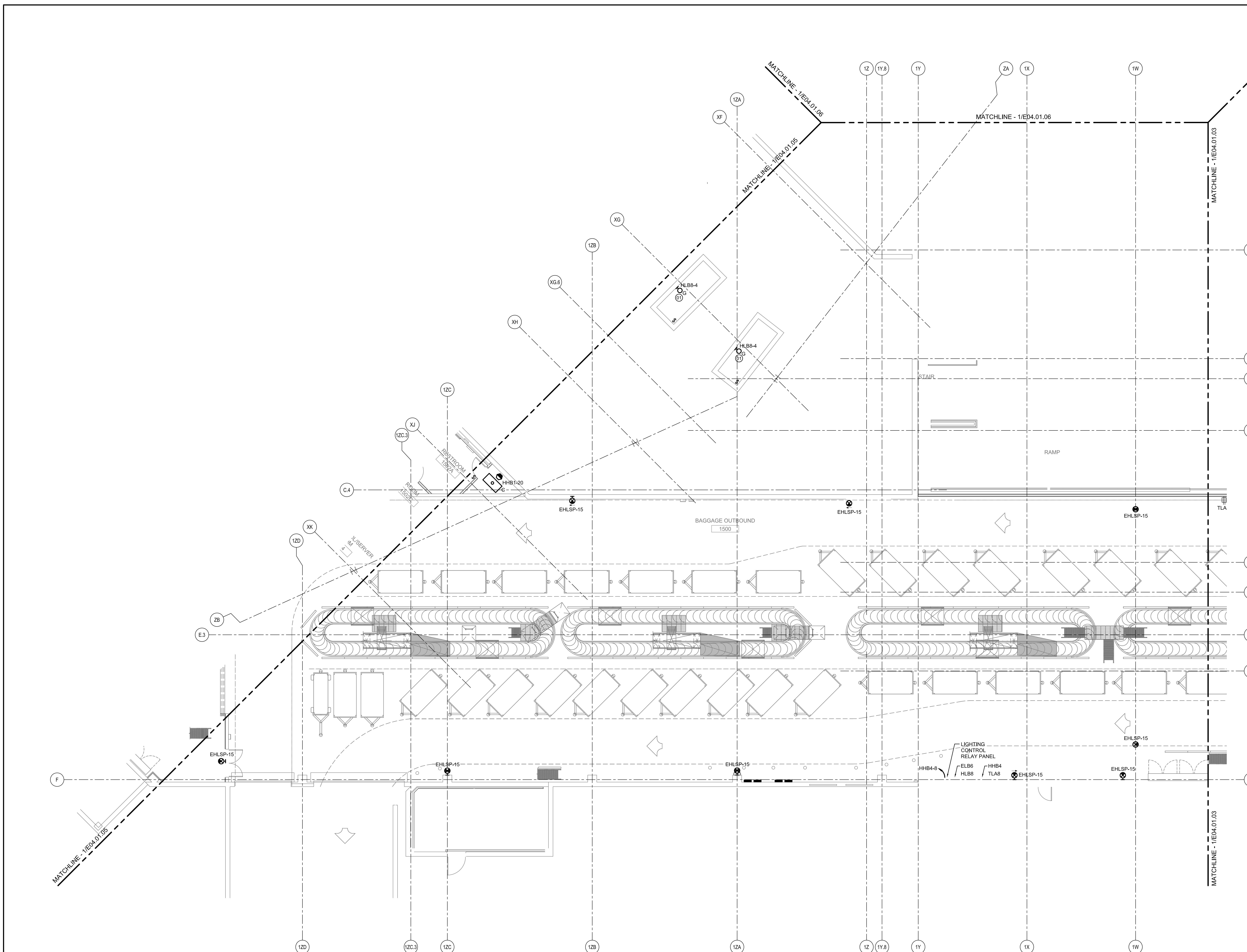
**Portland International Jetport**

1001 Westbrook Street  
Portland, Maine 04102

**Gensler**  
2020 K Street, NW  
Suite 200  
Washington, DC 20006  
Telephone 202.721.5200  
Facsimile 202.872.8587

**AMEC ASSOCIATES, INC.**  
343 Gorham Road, South Portland, ME 04106  
P: (207) 761-1770 F: (207) 774-1246 www.amec.com  
engineers - architects - surveyors - construction managers

**amec**  
343 Gorham Road, South Portland ME 04106  
P: (207) 761-1770 F: (207) 774-1246 www.amec.com



THESE DRAWINGS ARE ISSUED FOR CONSTRUCTION AND REFLECT ALL AMEC ISSUED BULLETINS AND SKETCHES.


Issue	Date & Issue Description	By	Check
01	12/03/08	LAM	BHG
75% CONSTRUCTION DOCUMENTS			
02	01/23/09	LAM	BHG
95% CONSTRUCTION DOCUMENTS			
03	10/26/09	LAM	BHG
ISSUED FOR PERMIT			
04	11/02/09	LAM	BHG
ADDENDUM #1			
02	05 11/13/09	LAM	BHG
ADDENDUM #2			
03	06 11/20/09	LAM	BHG
ADDENDUM #3			
15	07 09/01/11	LAM	BHG
ISSUED FOR CONSTRUCTION			

**GENERAL NOTES**


- A SEE SHEET E00.00 FOR LEGEND AND GENERAL NOTES.
- B CONTRACTOR SHALL COORDINATE MOUNTING HEIGHTS OF EXIT SIGNS OF THIS LEVEL WITH ARCHITECTURAL.

Project Name  
PJM Terminal Enhancement

Project Number  
03-0395-000  
CAD File Name  
C:\AMEC\33011E04\01.04.dwg  
Description  
ELECTRICAL LIGHTING PLAN - LEVEL 1 - ZONE 4



**KEY PLAN**



Scale  
1/8" = 1'-0"



**E04.01.04**

©2009 Gensler