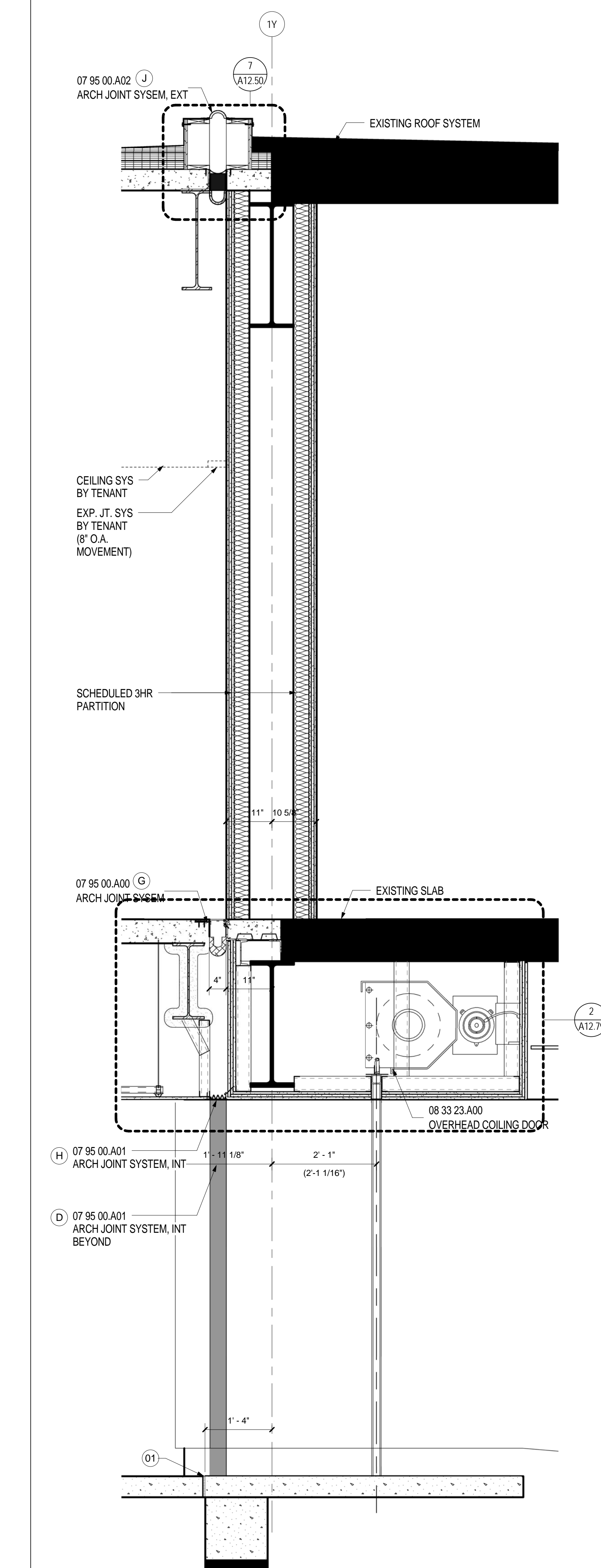


WALL SECTION AT WALL 1Y - LEVEL 3

SCALE: 3/4" = 1'-0"

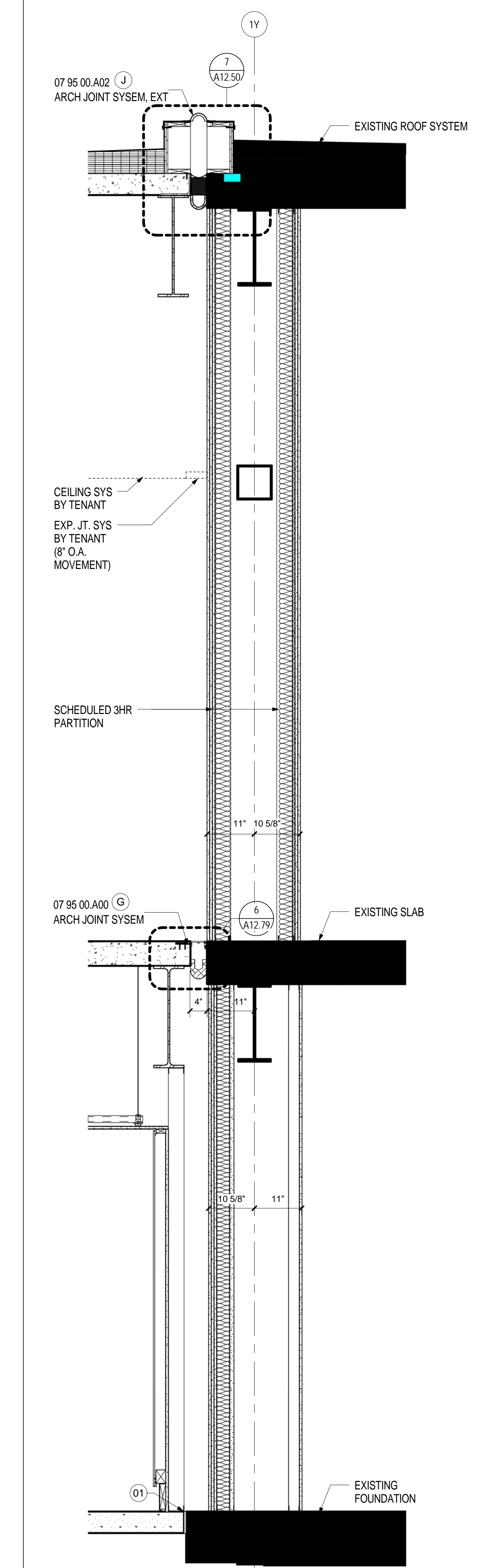
A02.01.04



WALL SECTION AT RAMP 1Y- LVL 2

SCALE: 3/4" = 1'-0"

A02.02.04



WALL SECTION AT WALL 1Y-LVL 2

SCALE: 3/4" = 1'-0"

A02.02.04

**SHEET NOTES**

01 CONTRACTION/CONSTRUCTION JOINT. RE: STRUCTURAL DRAWINGS FOR MORE INFORMATION.

**EXPANSION JOINTS**

- (A) MODEL: SEISMIC COLORSEAL 4" (COLOR: BRONZE) MFG: EMSEAL
- (B) MODEL: FWS 400 (COLOR: GRAY) MFG: C/S GROUP
- (C) MODEL: FWS 400 MFX-4W FIRE BARRIER (COLOR: GRAY) MFG: C/S GROUP
- (D) MODEL: FWS 400 (COLOR: WHITE) MFG: C/S GROUP
- (E) MODEL: APW 400 MFG: C/S GROUP
- (F) MODEL: WFR3 (COLOR: WHITE) MFG: EMSEAL OR EQUIVALENT
- (G) MODEL: GTPM-400 HD MFG: C/S GROUP
- (H) MODEL: FWSC-400 (COLOR: WHITE) MFG: C/S GROUP
- (J) MODEL: BRJ-400 W/ FIRE BARRIER MFG: C/S GROUP
- (K) MODEL: BRJW-400 W/ FIRE BARRIER MFG: C/S GROUP


**GENERAL NOTES**

Portland International Jetport  
1001 Westbrook Street  
Portland, Maine 04102

**Gensler**  
2020 K Street, Northwest  
Suite 200  
Washington DC 20006  
Telephone 202.721.5200  
Facsimile 202.872.8587

Date	Description
01/23/09	95% CONSTRUCTION DOCUMENTS
10/26/09	ISSUED FOR PERMIT
145 09/01/11	ISSUED FOR CONSTRUCTION

Seal/Signature



Project Name  
PWM Terminal Enhancement

Project Number  
09.6395.000

Description  
WALL SECTIONS AT FIREWALL 1Y

Scale  
3/4" = 1'-0"

**A12.77**

© 2009 Gensler