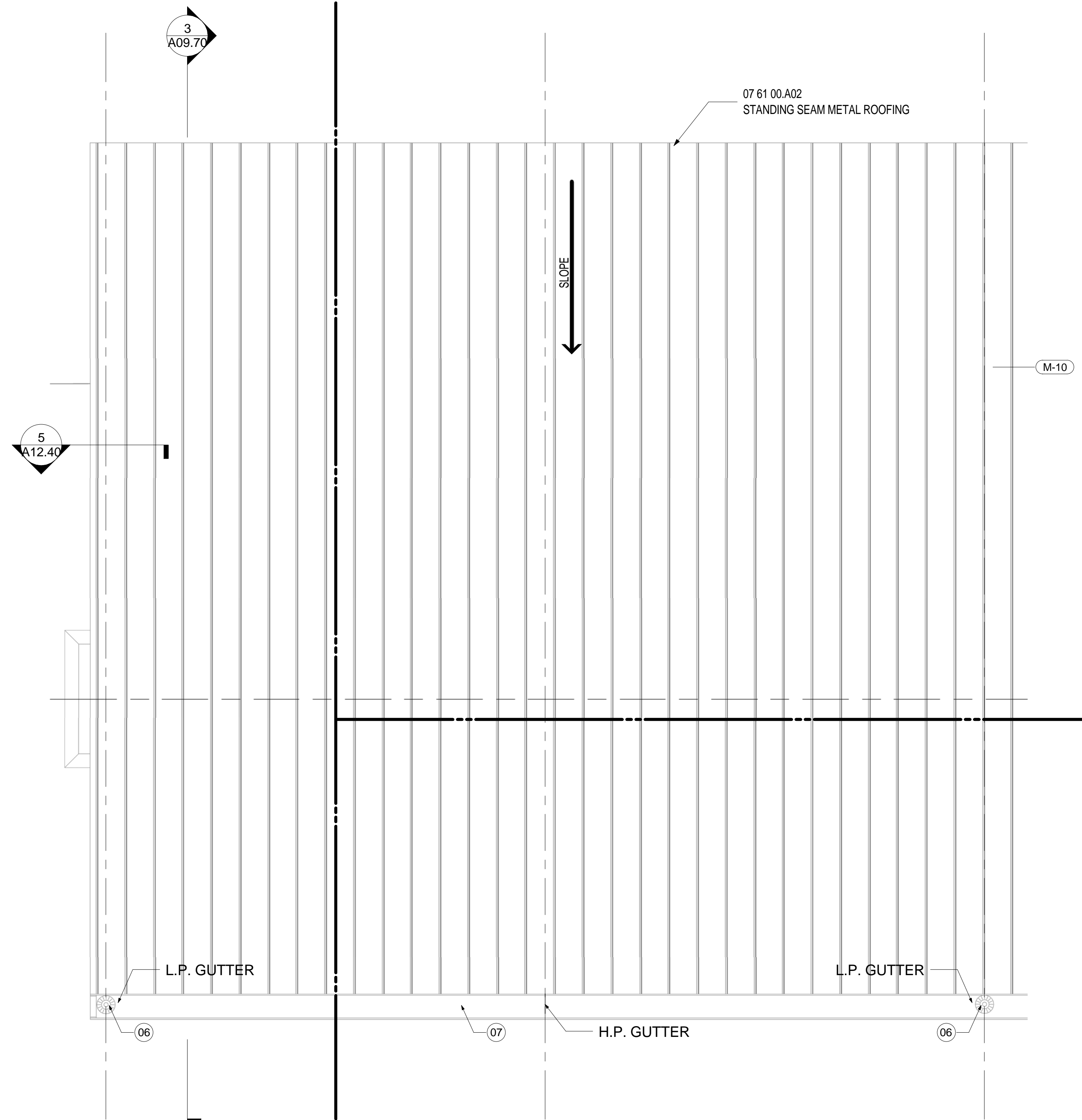


CANOPY SECTION - Y10

SCALE: 3/8" = 1'-0"

A02.03.05

3

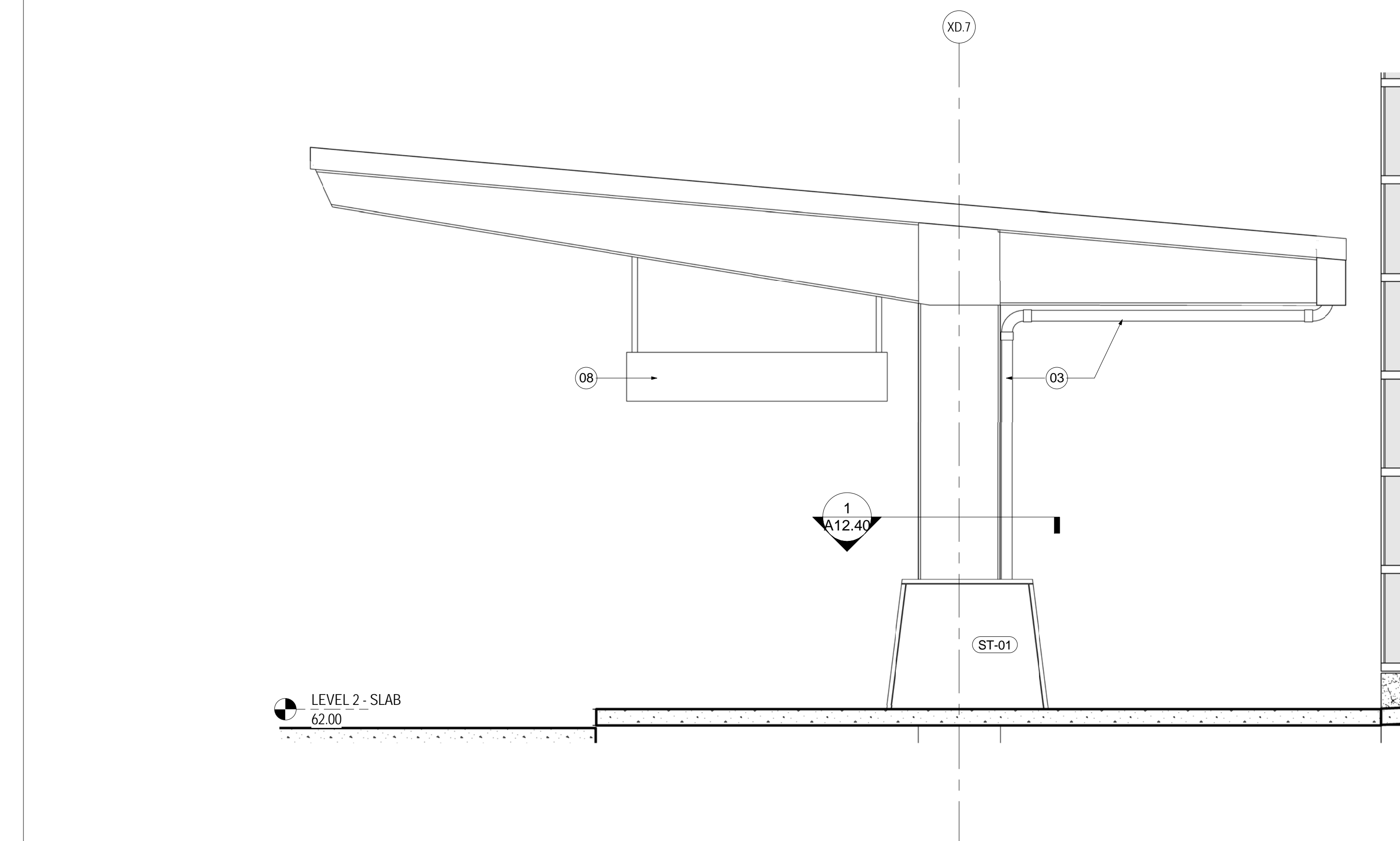


CANOPY - PLAN ROOF

SCALE: 3/8" = 1'-0"

A02.RP.07

1

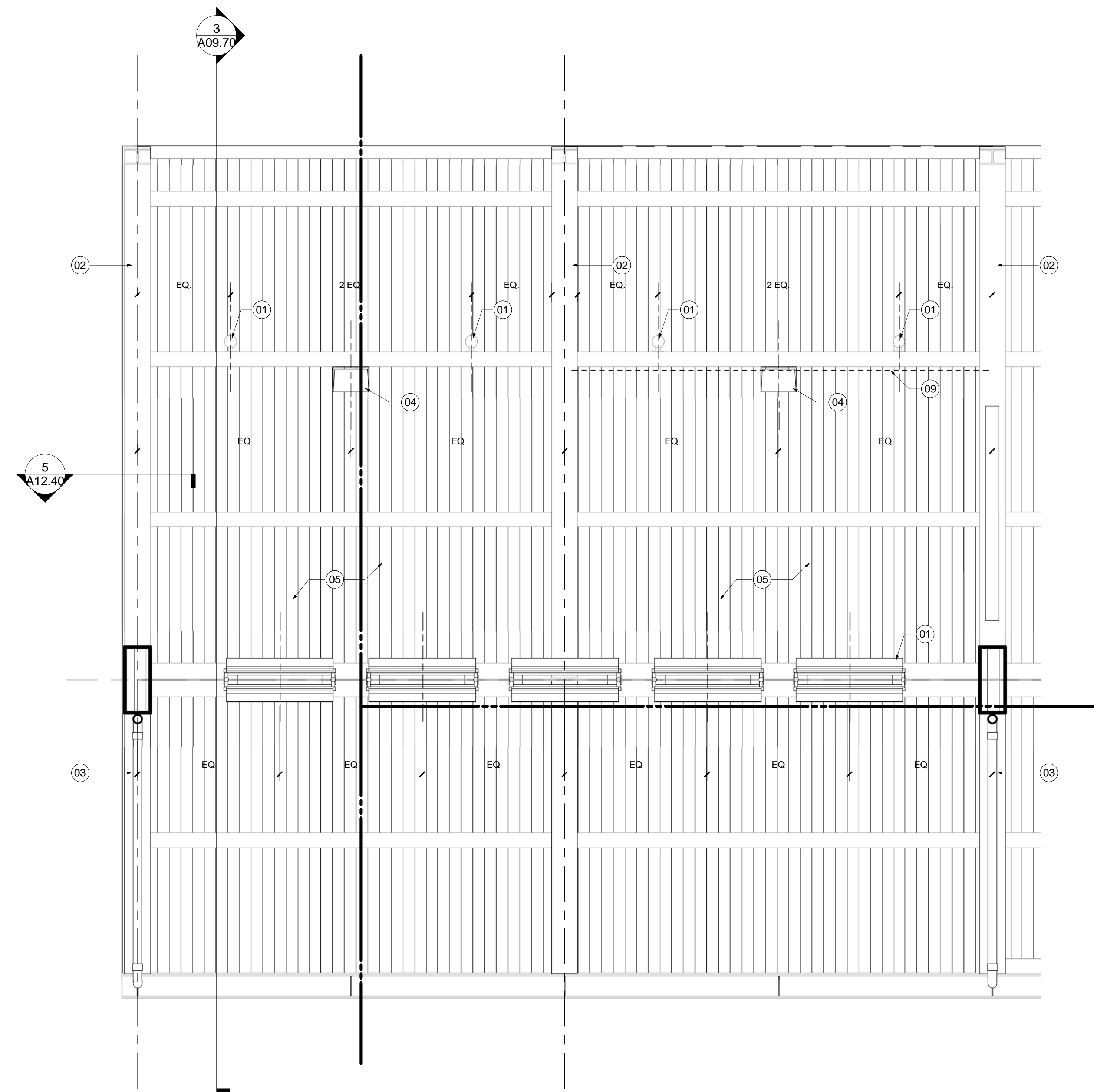


CANOPY - ELEVATION WEST

SCALE: 3/8" = 1'-0"

A09.04

4



CANOPY - RCP

SCALE: 3/8" = 1'-0"

A04.02.07

2

SHEET NOTES

- 01 SCHEDULED LIGHT FIXTURE. RE: PROJECT MANUAL FOR MORE INFORMATION.
- 02 STRUCTURAL STEEL. RE: STRUCTURAL DRAWINGS FOR ADDITIONAL INFORMATION.
- 03 PAINTED RAIN LEADER WITH HEAT TRACE. RE: PLUMBING DRAWINGS FOR MORE INFORMATION. CONDUIT FOR LIGHTING AND SPEAKERS TO RUN TIGHT TO COLUMN.
- 04 SPEAKER RE: AV DRAWING FOR ADDITIONAL INFORMATION.
- 05 LAMINATED WOOD DECK ON GLULAM PURLINS. TO RECEIVE STAINED (PER 09 93 00). REFER TO STRUCTURAL DRAWINGS FOR MORE INFORMATION.
- 06 ROOF DRAIN. RE PLUMBING DRAWINGS FOR ADDITIONAL INFORMATION.
- 07 STAINLESS STEEL GUTTER: SLOPE 1/8" PER FOOT MIN.
- 08 SIGNAGE AND WAYFINDING. REFER TO A07.00 SERIES DRAWINGS FOR ADDITIONAL INFORMATION.
- 09 CONDUIT FOR LIGHTING AND SPEAKERS TO RUN ON THE BACK SIDE OF PURLIN. ALL EXPOSED CONDUIT TO BE PAINTED TO MATCH AESS.

GENERAL NOTES


- A. EXPOSED EXTERIOR CANOPY STEEL STRUCTURE COPING AND METAL PANELS TO PAINT P-02. REFER TO PROJECT MANUAL FOR ADDITIONAL INFORMATION.
- B. EXPOSED RAIN LEADERS TO BE PAINTED P-02.

Portland International
Jetport
1001 Westbrook Street
Portland, Maine 04102

Gensler
2020 K Street, Northwest
Suite 200
Washington DC 20006
Telephone 202.721.5200
Facsimile 202.872.8587

Date	Description
12/03/08	75% CONSTRUCTION DOCUMENTS
01/23/09	95% CONSTRUCTION DOCUMENTS
10/26/09	ISSUED FOR PERMIT
145 09/01/11	ISSUED FOR CONSTRUCTION

Seal/Signature



Project Name
PWM Terminal Enhancement

Project Number
09.6395.000

Description
CANOPY - PLANS, SECTIONS & ELEVATIONS

Scale
As indicated

A09.70

© 2009 Gensler