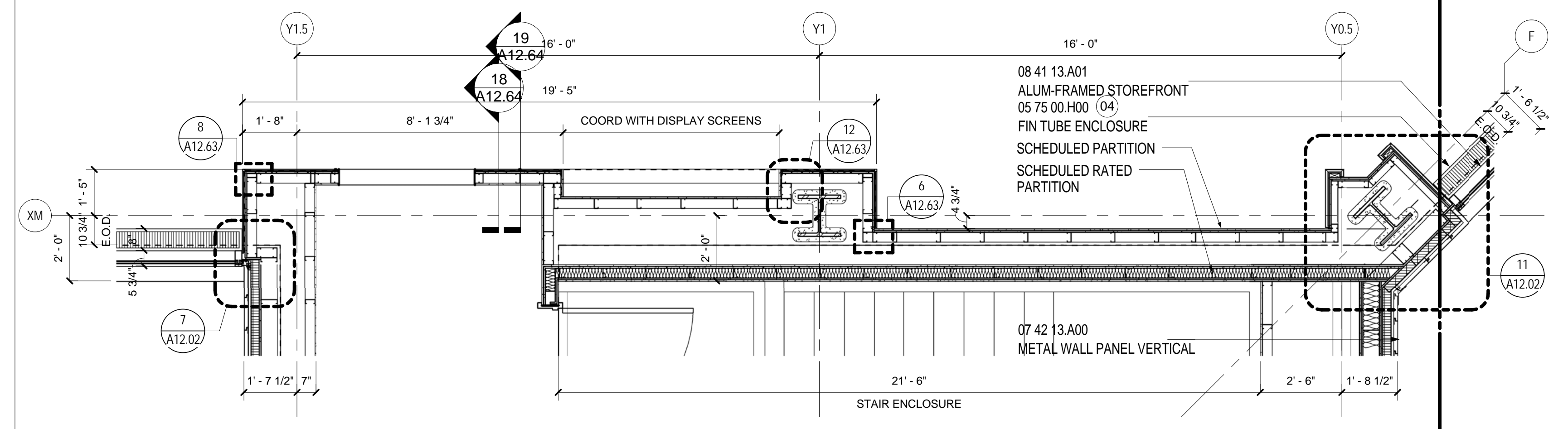
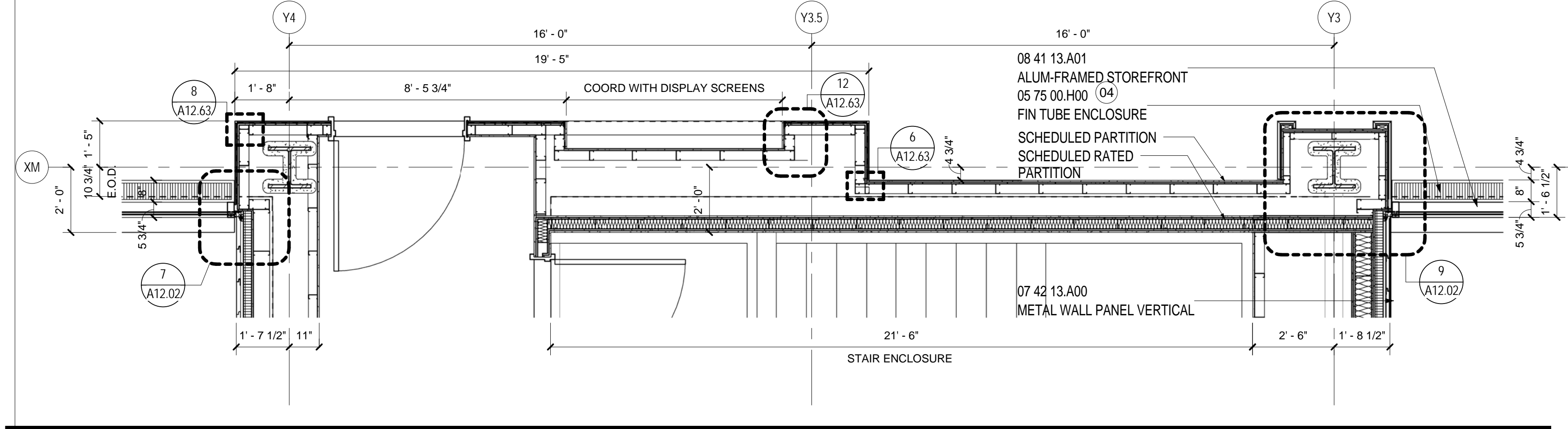


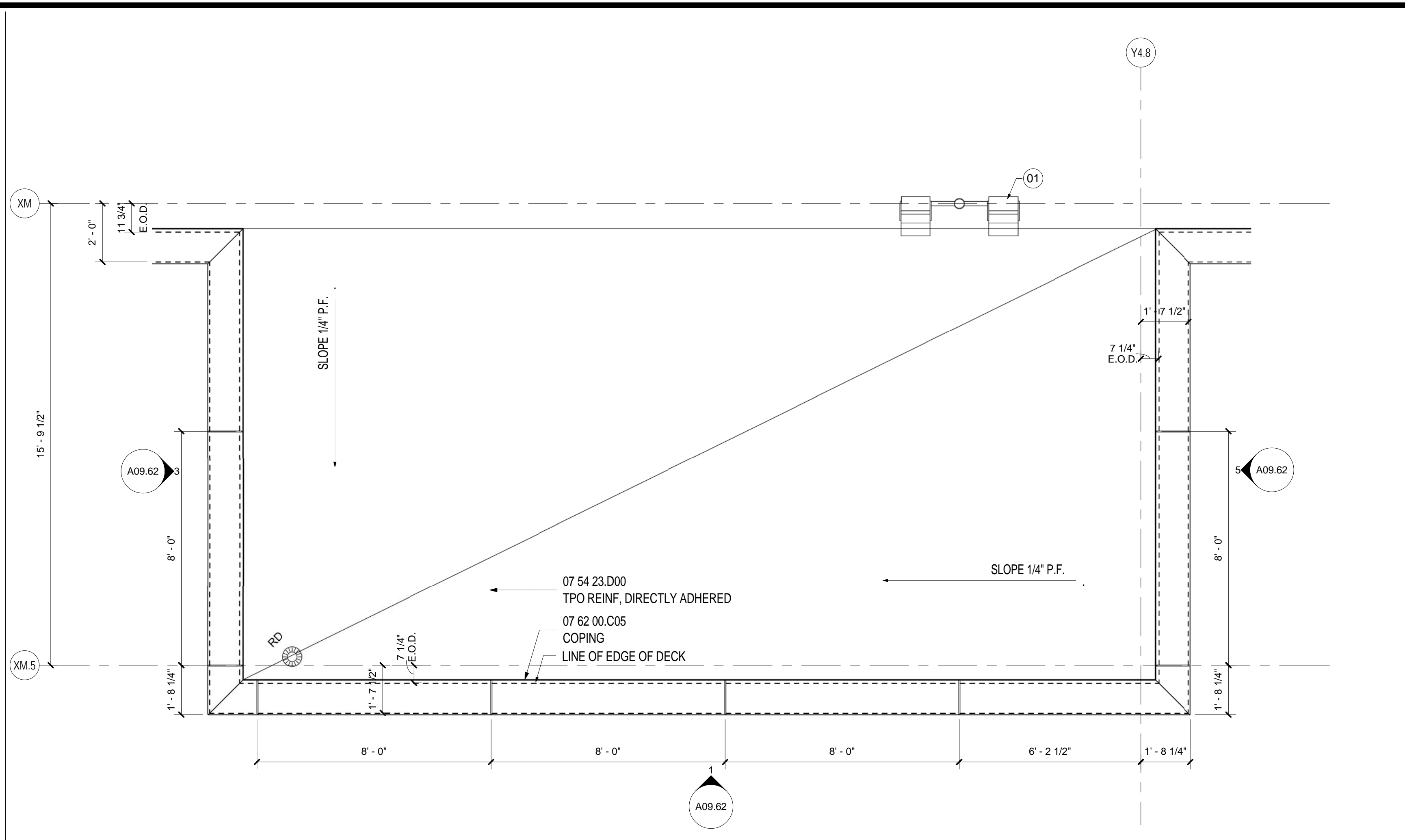
**WALL TYPE E.2A - PLAN LEVEL 3 GATE 11**  
 SCALE: 3/8" = 1'-0" A02.03.04 4



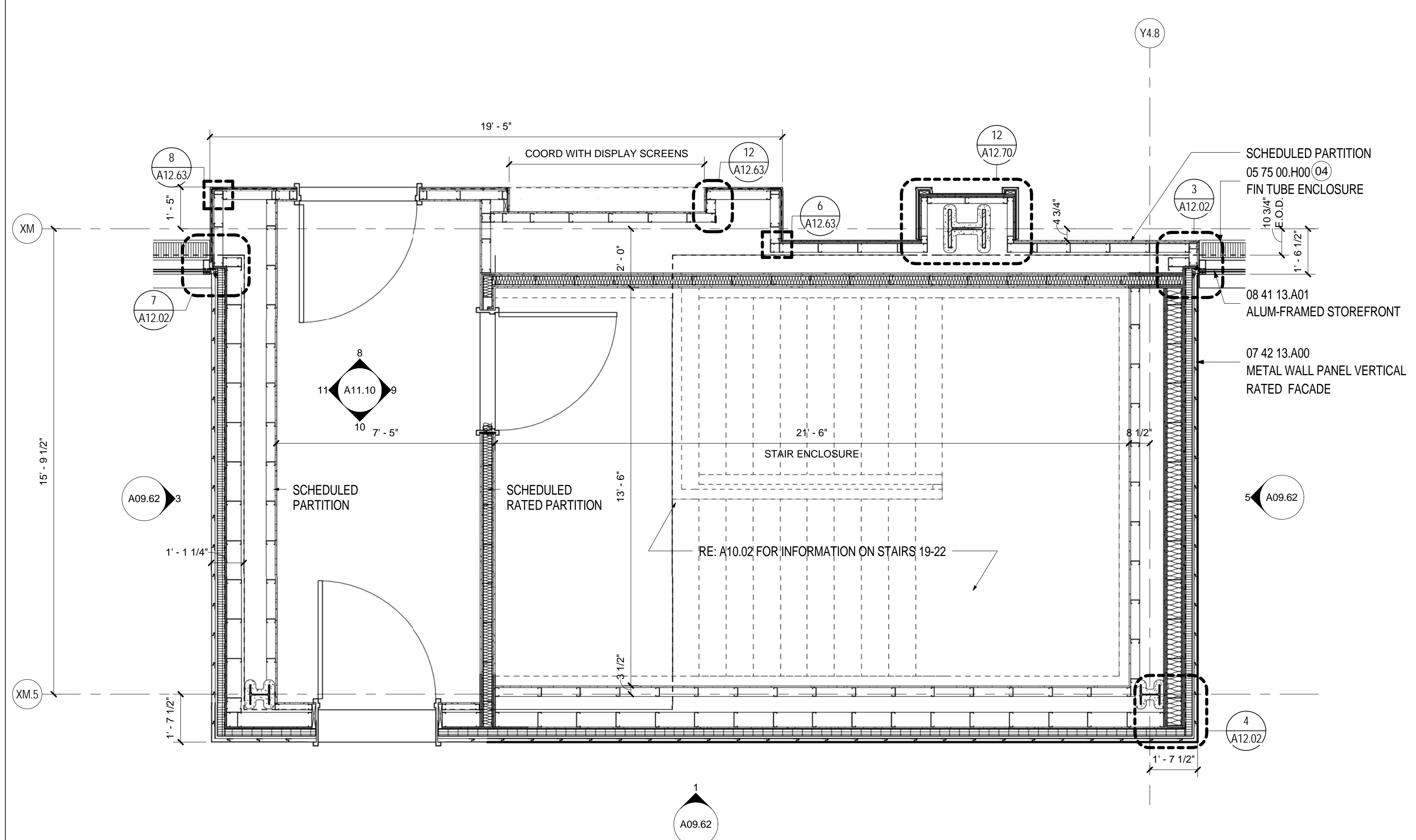
**WALL TYPE E.2A - PLAN LEVEL 3 GATE 12**  
 SCALE: 3/8" = 1'-0" A02.03.05 5



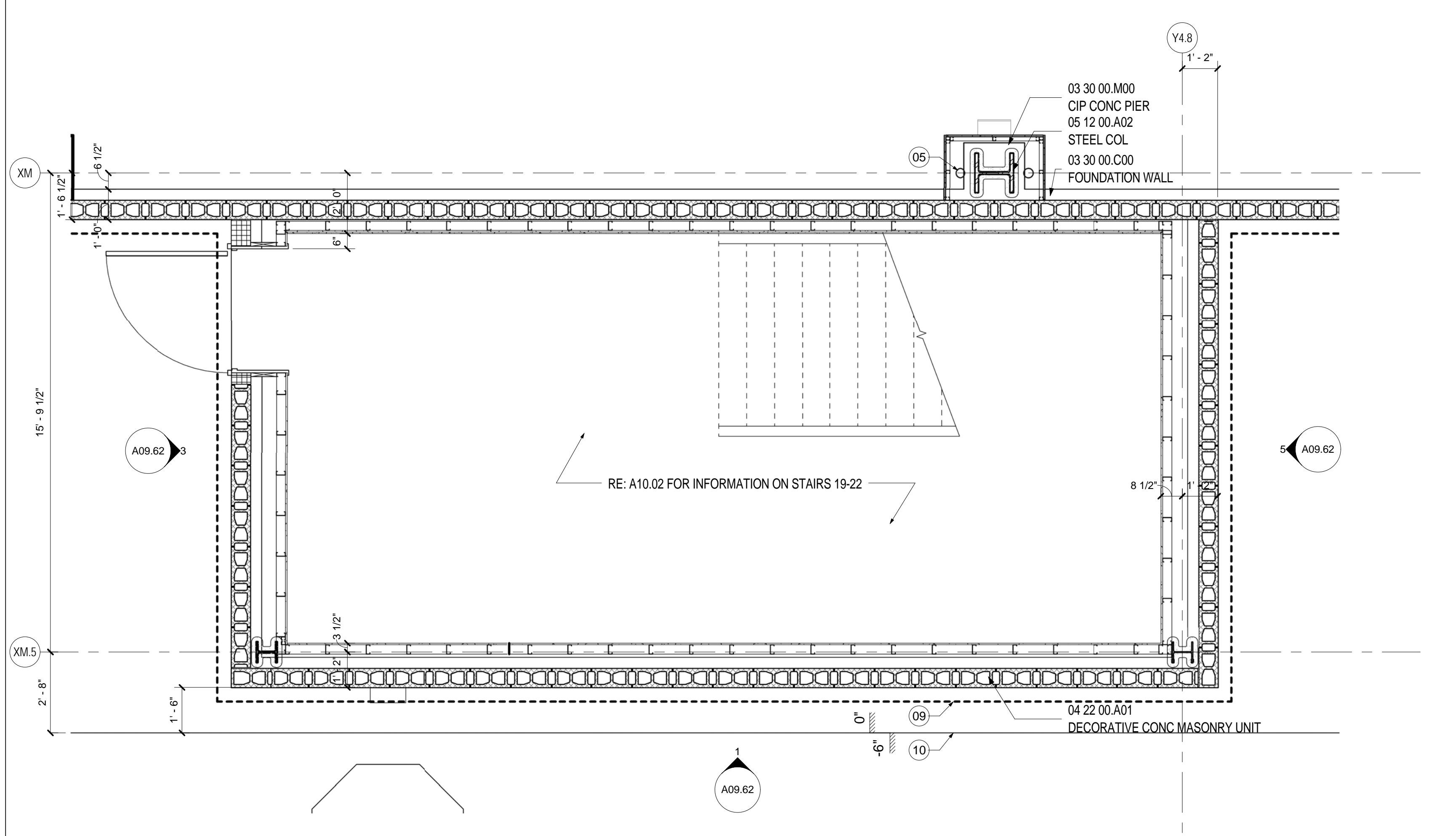
**WALL TYPE E.2A - PLAN LEVEL 3 GATE 14**  
 SCALE: 3/8" = 1'-0" A02.03.05 6



**WALL TYPE E.2A - PLAN ROOF**  
 SCALE: 3/8" = 1'-0" A02.RP.04 1



**WALL TYPE E.2A - PLAN LEVEL 3 GATE 15**  
 SCALE: 3/8" = 1'-0" A02.03.02 2



**WALL TYPE E.2A - PLAN LEVEL 2**  
 SCALE: 3/8" = 1'-0" A02.02.03 3

**SHEET NOTES**

- 01 APRON LIGHTING. RE: 10/A12.50 FOR ANCHOR DETAIL. RE: STRUCTURAL AND ELECTRICAL FOR MORE INFORMATION.
- 02 LINE OF CEILING. RE: A04 SERIES FOR MORE INFORMATION.
- 03 PASSENGER BOARDING BRIDGE. OWNER PROVIDED. INSTALLED BY CONTRACTOR
- 04 FIN TUBE ENCLOSURE. RE: MECHANICAL DRAWINGS FOR FIN TUBE INFORMATION.
- 05 RAIN LEADER WHERE OCCURS. RE: PLUMBING DRAWINGS FOR LOCATIONS.
- 06 EXPANSION JOINT
- 07 CONTRACTION/CONSTRUCTION JOINT. RE: STRUCTURAL DRAWINGS FOR MORE INFORMATION.
- 08 LOCATION OF FBB DISCONNECT SWITCH. RE: ELECTRICAL DRAWINGS FOR MORE INFORMATION.
- 09 LINE OF SOFFIT ABOVE
- 10 LINE OF SIDEWALK BELOW. RE: CIVIL DRAWINGS FOR MORE INFORMATION.
- 11 VERTICAL CONTROL JOINTS AT CMU 16'-0" O.C. WITH COLUMN LINE
- 12 PIPE BOLLARD. RE: DETAIL 11/A12.15
- 13 TRASH COMPACTOR (BY OTHERS)
- 14 TRENCH DRAIN AT BOTTOM OF RAMP. RE: CIVIL DRAWINGS FOR MORE INFORMATION
- 15 RETAINING WALL. RE: CIVIL DRAWINGS FOR MORE INFORMATION.
- 16 PROVIDE STEEL TUBE GUARD RAIL 3'-6" HIGH AT RETAINING WALLS FOR THE LENGTH OF THE WALL. VERTICALS TO BE 4'-0" O.C. AND SLEEVED INTO CONCRETE RETAINING WALL. RE: DETAIL 14/A10.04 FOR SIMILAR GUARD RAIL DETAIL.


**GENERAL NOTES**

Portland International  
 Jetport  
 1001 Westbrook Street  
 Portland, Maine 04102

**Gensler**  
 2020 K Street, Northwest  
 Suite 200  
 Washington DC 20006  
 Telephone 202.721.5200  
 Facsimile 202.872.8587

Date	Description
10/26/09	ISSUED FOR PERMIT
09/01/11	ISSUED FOR CONSTRUCTION

Seal/Signature



Project Name  
 PWM Terminal Enhancement

Project Number  
 09.6395.000

Description  
 WALL TYPE E.2

Scale  
 3/8" = 1'-0"

**A09.63**

© 2009 Gensler