

**SHEET NOTES**

- 01 SOFF-CUT CONTROL JOINT, TYP. REFER TO 3/A12.76
- 02 STAINLESS STEEL M-04 PLATE AT FLOOR/LEDGE ADJACENT TO ESCALATOR.
- 04 REFER TO ELEVATION FOR FINISHES
- 05 FOR TRANSITION BETWEEN CONCRETE CS-03 AND CONCRETE CS-04 REFER TO DETAIL 7/A12.76
- 06 INTERIOR OF ELEVATOR HOISTWAY TO BE PAINTED P-01


**ROOM FINISH GROUPS**

- 1) MDF/DF/ELEC CLOSETS  
WALLS: P-01  
BASE: WB-04  
FLOORS: RT-01
- 2) BOH SUPPORT  
WALLS: P-06  
BASE: WB-04  
FLOORS: RT-02
- 3) MECH/ELEC RM  
WALLS: P-01  
BASE: WB-03  
FLOORS: CS-01
- 4) SERV. CORR  
WALLS: P-06/WP-01  
BASE: WB-04  
FLOORS: CS-01
- 5) STORAGE SPACES  
WALLS: P-06  
BASE: WB-04  
FLOORS: CS-01
- 6) VESTIBULE/SERV. CORR  
WALLS: P-06/WP-01 (2'-10" HIGH A.F.F.)  
BASE: WB-04  
FLOORS: RT-02
- 7) EGRESS STAIRS  
WALLS: P-06  
FLOORS: CS-01  
RAILINGS: P-05
- 8) SECURITY OPS  
WALLS: P-01  
BASE: WB-02  
FLOORS: CP-01
- 9) ATO SPACE  
WALLS: P-10  
BASE: WB-08  
FLOORS: CP-02
- 10) ATO KITCHENETTE  
WALLS: P-10  
BASE: WB-08  
FLOORS: RT-03
- 11) ATO MDF/DF ROOMS  
WALLS: P-10  
BASE: WB-08  
FLOORS: RT-01
- 12) ATO SPACE  
WALLS: P-12  
BASE: WB-08  
FLOORS: CP-02
- 13) ATO KITCHENETTE  
WALLS: P-12  
BASE: WB-08  
FLOORS: RT-04
- 14) ATO MDF/DF ROOMS  
WALLS: P-12  
BASE: WB-08  
FLOORS: RT-01

**GENERAL NOTES**


- A ALL WALL FINISHES TO BE PAINTED IN P-01 U.O.N.
- B ALL FLOOR FINISHES TO BE CS-01 U.O.N.
- C FOR TRANSITIONS DETAILS REFER TO A12.73
- D FOR TRANSITIONS BETWEEN CONCRETE AND RESILIENT TILE REFER TO DETAIL 4/A12.76
- E FOR TRANSITIONS BETWEEN CARPET AND CONCRETE REFER TO DETAIL 3/A12.76
- F FOR TRANSITIONS BETWEEN RESILIENT TILE AND CARPET REFER TO DETAIL 3/A12.76
- G FOR TRANSITION BETWEEN CONCRETE AND CERAMIC TILE REFER TO DETAIL 3/A12.76
- H FOR TRANSITION BETWEEN CONCRETE CS-03 AND CS-04 REFER TO DETAIL 7/A12.76
- I FOR EXTERIOR FINISHES REFER TO EXTERIOR ELEVATIONS FOR ADDITIONAL INFORMATION.
- J WP-01 WALL PROTECTION TO BE 2'-10" HIGH AFF. U.O.N.

**KEY PLAN**



Date	Description
09/22/08	DESIGN DEVELOPMENT
12/03/08	75% CONSTRUCTION DOCUMENTS
01/23/09	95% CONSTRUCTION DOCUMENTS
10/26/09	ISSUED FOR PERMIT
145 09/01/11	ISSUED FOR CONSTRUCTION

Seal/Signature



Project Name  
PJM Terminal Enhancement

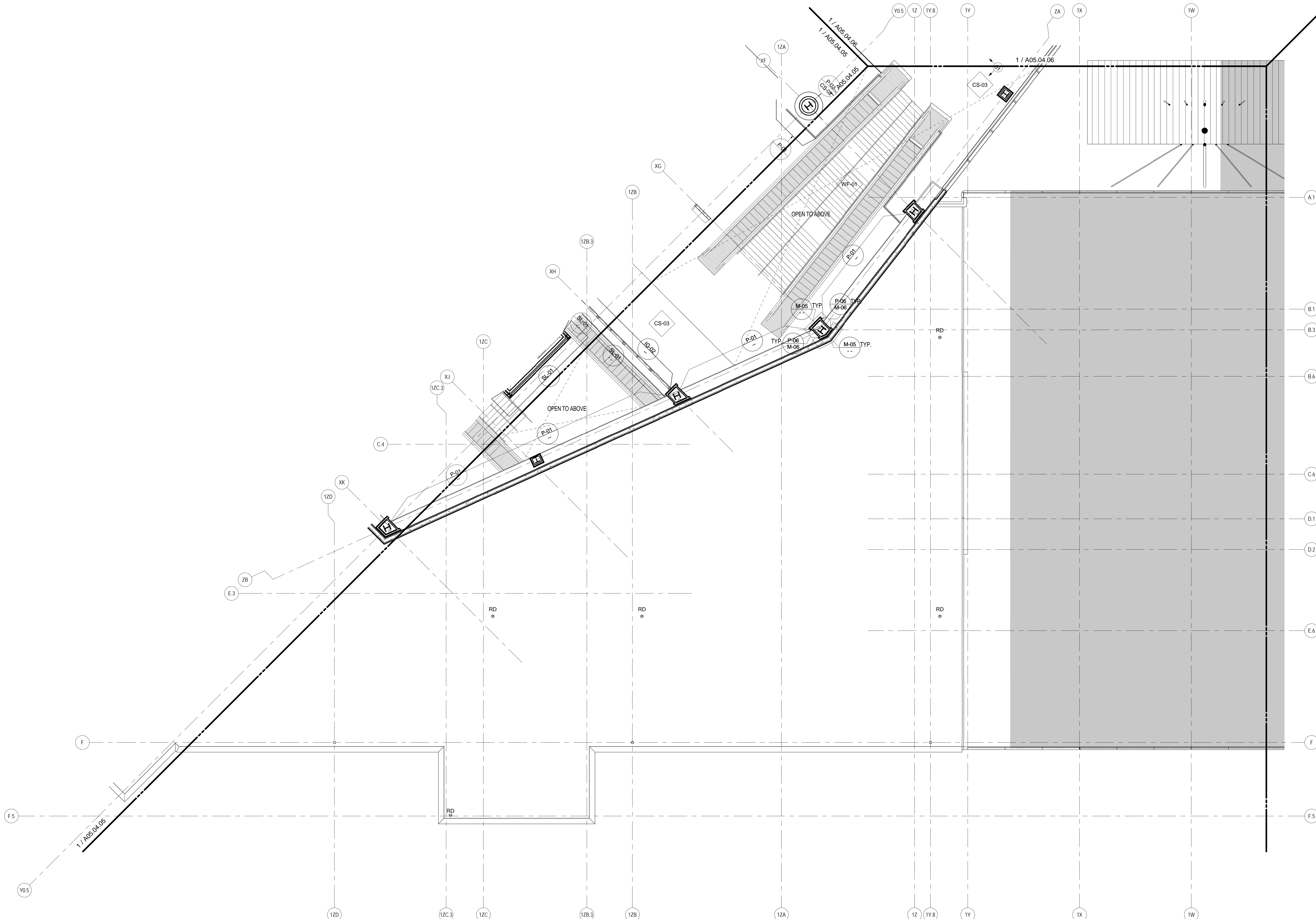
Project Number  
09.6395.000

Description  
FINISH PLAN - LEVEL 4 - ZONE 4

Scale  
As indicated

**A05.04.04**

© 2009 Gensler



**FINISH PLAN - LEVEL 4 - ZONE 4**

SCALE: 1/8" = 1'-0"

A01.DS4