

**Portland International
Jetport**

1001 Westbrook Street
Portland, Maine 04102

Gensler

2020 K Street, Northwest
Suite 200
Washington DC 20006
Telephone 202.721.5200
Facsimile 202.872.8587

SHEET NOTES

- 01 NO PAINT OR BASE AT INTERIOR WALLS
- 02 EXISTING FINISHES TO REMAIN. PATCH REPAIR & MATCH EXISTING FINISHES, AS REQUIRED, INCLUDING FLOOR, CEILING, WALL & BASE FINISHES.
- 03 EXPANSION JOINT
- 04 SOFF CUT CONTROL JOIN, TYP. REFER TO 8/A12.76
- 05 PROVIDE WALL PROTECTION SYSTEM CORNER GUARD.
- 06 MULLION ON CORRIDOR SIDE TO BE FACTORY PAINTED TO MATCH P-06 AND SNAP CAPS TO BE FACTORY PAINTED TO MATCH P-01
- 07 FLOOR FINISH BY TENANT
- 08 MULLION AND SNAP CAP TO BE FACTORY PAINTED TO MATCH P-01
- 09 GRAPHIC FILM REFER TO A07.00 SHEETS
- 10 EXPOSED STRUCTURAL STEEL TO BE PAINTED P-06 OVER INTUMESCENT COATING, TYP.
- 11 INTERIOR OF ELEVATOR HOISTWAY TO BE PAINTED P-01

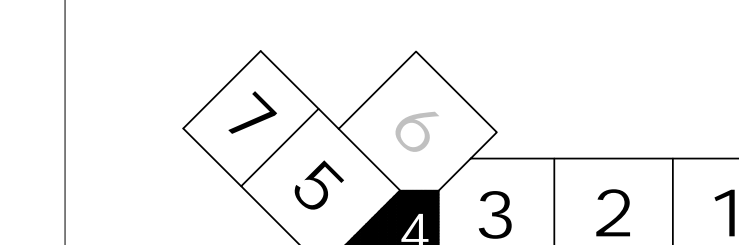
ROOM FINISH GROUPS

- 1 MDF/DF/ELEC CLOSETS
WALLS: P-01
BASE: WB-04
FLOORS: RT-01
- 2 BOH SUPPORT
WALLS: P-06
BASE: WB-04
FLOORS: RT-02
- 3 MECH/ELEC RM
WALLS: P-01
BASE: WB-03
FLOORS: CS-01
- 4 SERV. CORR
WALLS: P-06/ WP-01
BASE: WB-04
FLOORS: CS-01
- 5 STORAGE SPACES
WALLS: P-06
BASE: WB-04
FLOORS: CS-01
- 6 VESTIBULE/SERV. CORR
WALLS: P-06/ WP-01 (2'-10" HIGH A.F.F.)
BASE: WB-04
FLOORS: RT-02
- 7 EGRESS STAIRS
WALLS: P-06
FLOORS: CS-01
RAILINGS: P-05
- 8 SECURITY OPS
WALLS: P-01
BASE: WB-02
FLOORS: CP-01
- 9 ATO SPACE
WALLS: P-10
BASE: WB-08
FLOORS: CP-02
- 10 ATO KITCHENETTE
WALLS: P-10
BASE: WB-08
FLOORS: RT-03
- 11 ATO MDF/DF ROOMS
WALLS: P-10
BASE: WB-08
FLOORS: RT-01
- 12 ATO SPACE
WALLS: P-12
BASE: WB-08
FLOORS: CP-02
- 13 ATO KITCHENETTE
WALLS: P-12
BASE: WB-08
FLOORS: RT-04
- 14 ATO MDF/DF ROOMS
WALLS: P-12
BASE: WB-08
FLOORS: RT-01

GENERAL NOTES


- A ALL WALL FINISHES TO BE PAINTED IN P-01 U.O.N.
- B ALL FLOOR FINISHES TO BE CS-01 U.O.N.
- C FOR TRANSITIONS DETAILS REFER TO A12.73
- D FOR TRANSITIONS BETWEEN CONCRETE AND RESILIENT TILE REFER TO DETAIL 4/A12.76
- E FOR TRANSITIONS BETWEEN CARPET AND CONCRETE REFER TO DETAIL 3/A12.76
- F FOR TRANSITIONS BETWEEN RESILIENT TILE AND CARPET REFER TO DETAIL 3/A12.76
- G FOR TRANSITION BETWEEN CONCRETE AND CERAMIC TILE REFER TO DETAIL 3/A12.76
- H FOR TRANSITION BETWEEN CONCRETE CS-03 AND CS-04 REFER TO DETAIL 7/A12.76
- I FOR EXTERIOR FINISHES REFER TO EXTERIOR ELEVATIONS FOR ADDITIONAL INFORMATION.
- J WP-01 WALL PROTECTION TO BE 2'-10" HIGH AFF. U.O.N.

KEY PLAN



| Date | Description |
|--------------|----------------------------|
| 09/22/08 | DESIGN DEVELOPMENT |
| 12/03/08 | 75% CONSTRUCTION DOCUMENTS |
| 01/23/09 | 95% CONSTRUCTION DOCUMENTS |
| 10/26/09 | ISSUED FOR PERMIT |
| 145 09/01/11 | ISSUED FOR CONSTRUCTION |

Seal/Signature



Project Name
PJM Terminal Enhancement

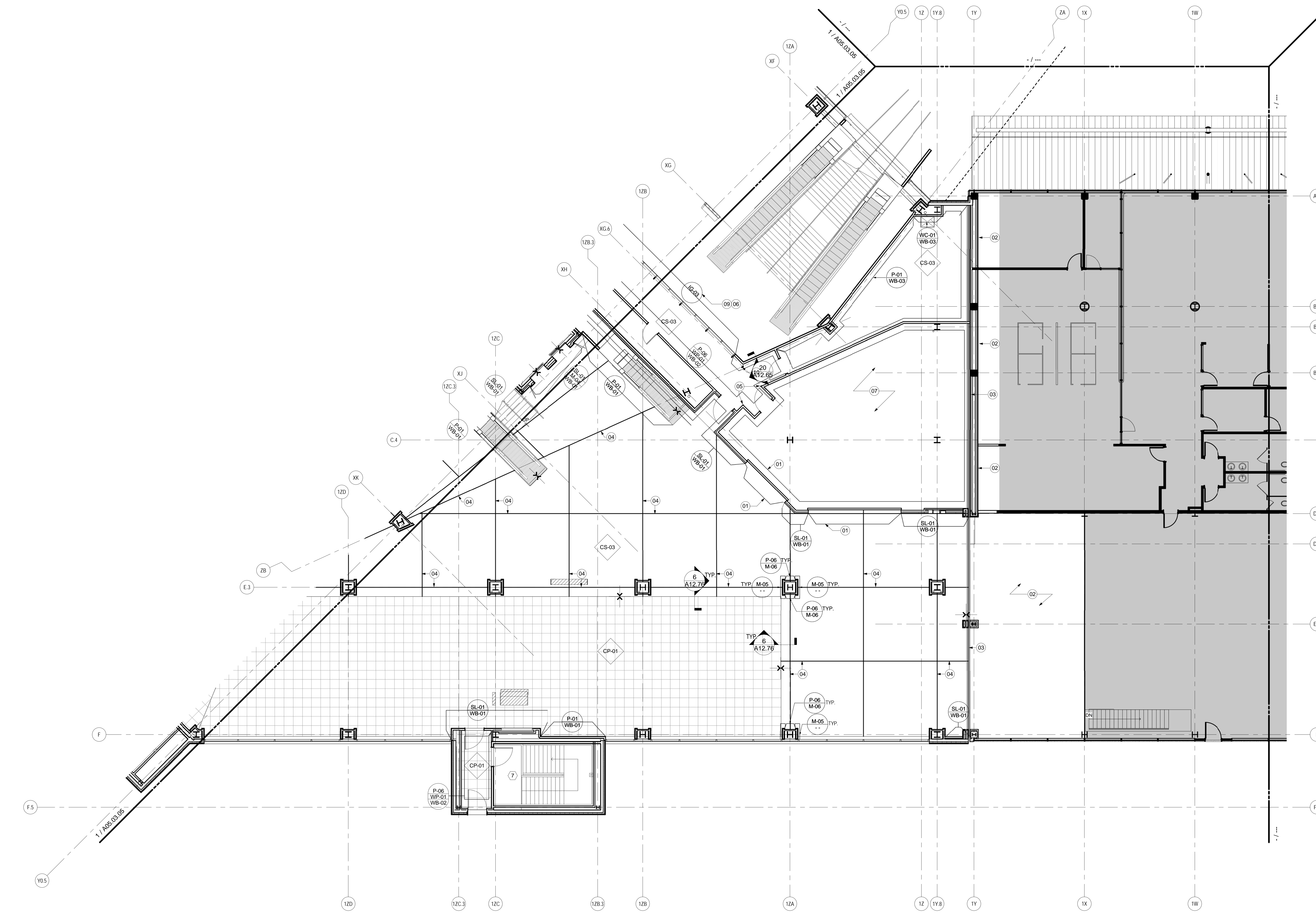
Project Number
09.6395.000

Description
FINISH PLAN - LEVEL 3 - ZONE 4

Scale
As indicated

A05.03.04

© 2009 Gensler



FINISH PLAN - LEVEL 3 - ZONE 4

SCALE: 1/8" = 1'-0"

A01.DS1