



**SITE WORK
DAILY FIELD REPORT**

PROJECT: Terminal Enhancement at the Portland International Jetport
DATE: 9/13/2010
PROJECT LOCATION: Portland, Maine PROJECT NO.: 557-14
CLIENT: City of Portland WEATHER: Sun
CONTRACTOR: Turner Construction Co.
PREVIOUS DATE ON SITE: 09/10/2010


Time on-site at 9.75 hrs, 24 mi travel, Tolls: \$0.00
Nuc. Densometer – 1 day (L 500)

AREA 'A'


Upper lot: Gorham Sand & Gravel backfilled geothermal trenches with 2 feet of sand over geothermal lines. IPDs taken on sand fill material.

AREAS 'B' AND 'C'

No work observed.



Michael Kramlich
Prepared By



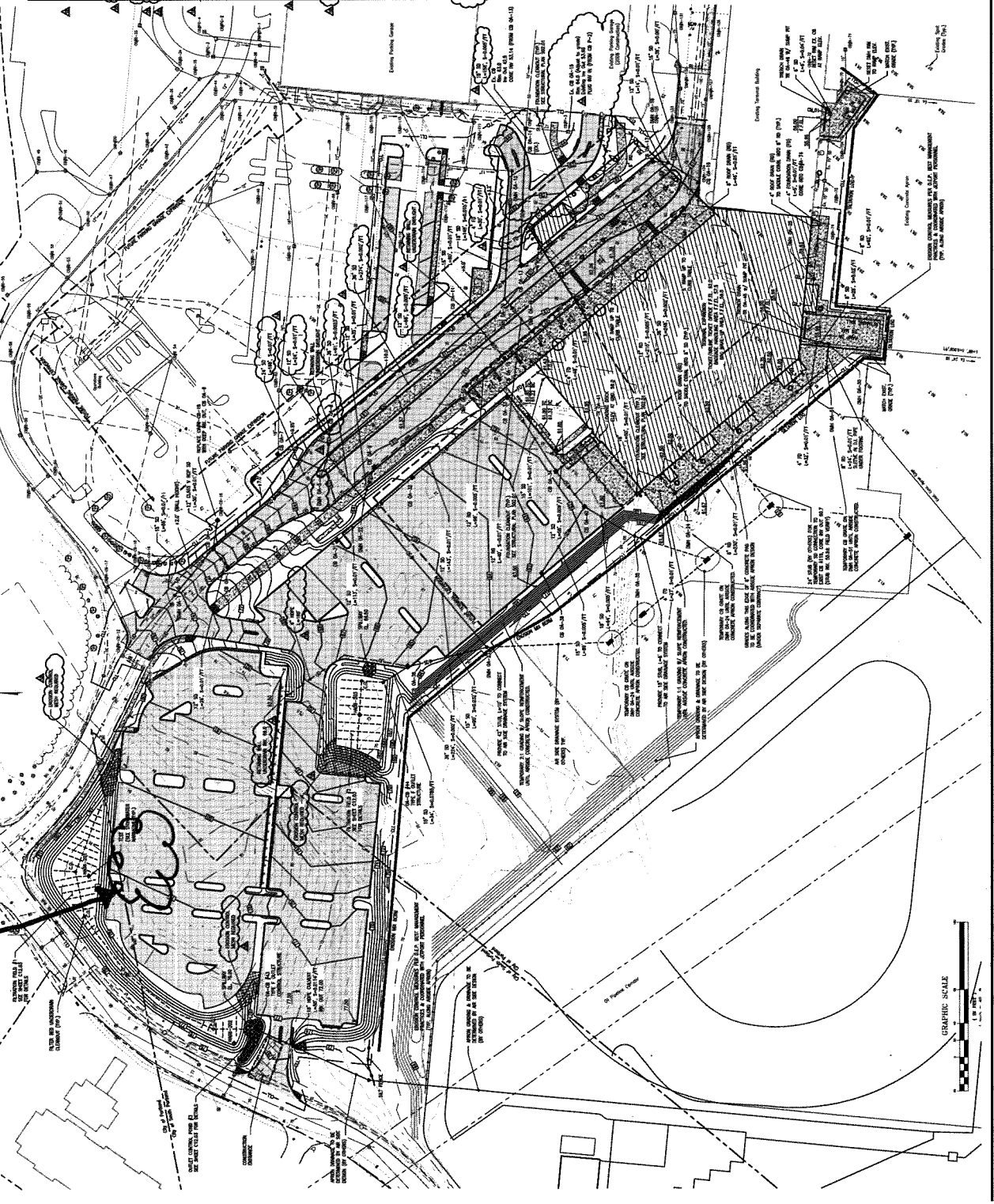
Matthew Grady
Reviewed By

PORTLAND INT'L AIRPORT
 TERMINAL EXPANSION
 557-14
 MJK
 9-13-2010

GEOTHERMAL
 TRENCHES
 BACKFILLED

SHEET NOTES
 1. SEE EXHIBIT A FOR DETAILS OF THE WORK
 2. SEE EXHIBIT B FOR DETAILS OF THE WORK

| NO. | DATE | DESCRIPTION |
|-----|----------|-------------------|
| 1 | 09/13/10 | ISSUED FOR PERMIT |
| 2 | 09/13/10 | ISSUED FOR PERMIT |
| 3 | 09/13/10 | ISSUED FOR PERMIT |
| 4 | 09/13/10 | ISSUED FOR PERMIT |
| 5 | 09/13/10 | ISSUED FOR PERMIT |
| 6 | 09/13/10 | ISSUED FOR PERMIT |
| 7 | 09/13/10 | ISSUED FOR PERMIT |
| 8 | 09/13/10 | ISSUED FOR PERMIT |
| 9 | 09/13/10 | ISSUED FOR PERMIT |
| 10 | 09/13/10 | ISSUED FOR PERMIT |
| 11 | 09/13/10 | ISSUED FOR PERMIT |
| 12 | 09/13/10 | ISSUED FOR PERMIT |
| 13 | 09/13/10 | ISSUED FOR PERMIT |
| 14 | 09/13/10 | ISSUED FOR PERMIT |
| 15 | 09/13/10 | ISSUED FOR PERMIT |
| 16 | 09/13/10 | ISSUED FOR PERMIT |
| 17 | 09/13/10 | ISSUED FOR PERMIT |
| 18 | 09/13/10 | ISSUED FOR PERMIT |
| 19 | 09/13/10 | ISSUED FOR PERMIT |
| 20 | 09/13/10 | ISSUED FOR PERMIT |
| 21 | 09/13/10 | ISSUED FOR PERMIT |
| 22 | 09/13/10 | ISSUED FOR PERMIT |
| 23 | 09/13/10 | ISSUED FOR PERMIT |
| 24 | 09/13/10 | ISSUED FOR PERMIT |
| 25 | 09/13/10 | ISSUED FOR PERMIT |
| 26 | 09/13/10 | ISSUED FOR PERMIT |
| 27 | 09/13/10 | ISSUED FOR PERMIT |
| 28 | 09/13/10 | ISSUED FOR PERMIT |
| 29 | 09/13/10 | ISSUED FOR PERMIT |
| 30 | 09/13/10 | ISSUED FOR PERMIT |
| 31 | 09/13/10 | ISSUED FOR PERMIT |
| 32 | 09/13/10 | ISSUED FOR PERMIT |
| 33 | 09/13/10 | ISSUED FOR PERMIT |
| 34 | 09/13/10 | ISSUED FOR PERMIT |
| 35 | 09/13/10 | ISSUED FOR PERMIT |
| 36 | 09/13/10 | ISSUED FOR PERMIT |
| 37 | 09/13/10 | ISSUED FOR PERMIT |
| 38 | 09/13/10 | ISSUED FOR PERMIT |
| 39 | 09/13/10 | ISSUED FOR PERMIT |
| 40 | 09/13/10 | ISSUED FOR PERMIT |
| 41 | 09/13/10 | ISSUED FOR PERMIT |
| 42 | 09/13/10 | ISSUED FOR PERMIT |
| 43 | 09/13/10 | ISSUED FOR PERMIT |
| 44 | 09/13/10 | ISSUED FOR PERMIT |
| 45 | 09/13/10 | ISSUED FOR PERMIT |
| 46 | 09/13/10 | ISSUED FOR PERMIT |
| 47 | 09/13/10 | ISSUED FOR PERMIT |
| 48 | 09/13/10 | ISSUED FOR PERMIT |
| 49 | 09/13/10 | ISSUED FOR PERMIT |
| 50 | 09/13/10 | ISSUED FOR PERMIT |



GENERAL NOTES

- SEE EXHIBIT A FOR DETAILS OF THE WORK
- SEE EXHIBIT B FOR DETAILS OF THE WORK
- SEE EXHIBIT C FOR DETAILS OF THE WORK
- SEE EXHIBIT D FOR DETAILS OF THE WORK
- SEE EXHIBIT E FOR DETAILS OF THE WORK
- SEE EXHIBIT F FOR DETAILS OF THE WORK
- SEE EXHIBIT G FOR DETAILS OF THE WORK
- SEE EXHIBIT H FOR DETAILS OF THE WORK
- SEE EXHIBIT I FOR DETAILS OF THE WORK
- SEE EXHIBIT J FOR DETAILS OF THE WORK
- SEE EXHIBIT K FOR DETAILS OF THE WORK
- SEE EXHIBIT L FOR DETAILS OF THE WORK
- SEE EXHIBIT M FOR DETAILS OF THE WORK
- SEE EXHIBIT N FOR DETAILS OF THE WORK
- SEE EXHIBIT O FOR DETAILS OF THE WORK
- SEE EXHIBIT P FOR DETAILS OF THE WORK
- SEE EXHIBIT Q FOR DETAILS OF THE WORK
- SEE EXHIBIT R FOR DETAILS OF THE WORK
- SEE EXHIBIT S FOR DETAILS OF THE WORK
- SEE EXHIBIT T FOR DETAILS OF THE WORK
- SEE EXHIBIT U FOR DETAILS OF THE WORK
- SEE EXHIBIT V FOR DETAILS OF THE WORK
- SEE EXHIBIT W FOR DETAILS OF THE WORK
- SEE EXHIBIT X FOR DETAILS OF THE WORK
- SEE EXHIBIT Y FOR DETAILS OF THE WORK
- SEE EXHIBIT Z FOR DETAILS OF THE WORK

Portland International
 Jetport
 1001 Westbrook Street
 Portland, Maine 04102

Gensler
 ASSOCIATES, INC.
 ENGINEERS - ARCHITECTS - INTERIORS - CONSTRUCTION MANAGERS

PROJECT NO. 05-00000000
 SHEET NO. 05-00000000
 DATE 09/13/10

U.S. REGULATORY AGENCIES
 FEDERAL REGISTER
 NATIONAL ARCHIVE

PROJECT TITLE: Terminal Expansion
 LOCATION: Portland International Jetport
 DRAWING NO.: 05-00000000
 SHEET NO.: 05-00000000
 DATE: 09/13/10

SCALE: AS SHOWN

C02.02

R. W. GILLESPIE & ASSOCIATES, INC.
 Geotechnical Engineering · Geohydrology · Materials Testing Services

200 International Dr., Ste 170
 Portsmouth, NH 03801
 603-427-0244 · Fax 603-430-2041

Corporate Office
 86 Industrial Park Rd, Ste 4
 Saco, ME 04072
 207-286-8008 · Fax 207-286-2882

P.O. Box 289
 Augusta, ME 04344
 207-623-4914 · Fax 207-623-3429

ULTRASONIC EXAMINATION REPORT

Project Name: TERMINAL ENHANCEMENT @ PORTLAND JETPORT

Date: 9-13-10

Client/Project #: 557-14

Time on Site: 5.5

General Contractor: TURNER CONSTRUCTION

Mileage: 26

Welding Contractor: JF STERNS

Tolls: 2.0

Weld Process: FCAW

Location: SECTION 4, LEVEL 4

Weld Designation (AWS): TC-44A-F

| Weld Identification Area | Transducer Angle | Form Face | Leg | Decibels | | | | Discontinuity | | | Remarks | | |
|--------------------------|------------------|-----------|-----|------------------|-----------------|--------------------|-------------------|---------------|-------------------------------|------------------------|---------------------|--|--------|
| | | | | Indication Level | Reference Level | Attenuation Factor | Indication Rating | Length | Angular Distance (Sound Path) | Depth from "A" Surface | | Distance | |
| | | | | | | | | | | | | From X | From Y |
| A | B | C | D | | | | | | | | | | |
| XF-A.2 | 70 | A | | | 76.6 | | | | | | | TOP ACCEPT BOTTOM NOT COMPLETE | |
| XG-B.3 | | | | | | | | | | | | ↓ ↓ ↓ ↓ ↓ ↓ ↓ ↓ ↓ ↓ | |
| XH | | | | | | | | | | | | | |
| 1ZB-F | | | | | | | | | | | | | |
| 1ZB-E.3 | | | | | | | | | | | | | |
| 1ZA-F | | | | | | | | | | | | | |
| 1ZA-E.3 | | | | | | | | | | | | | |
| 1Y.8-F | | | | | | | | | | | TOP & BOTTOM ACCEPT | | |
| 1Y.8-E.3 | | | | | | | | | | | | | |
| 1Y.8-CA | | | | | | | | | | | | | |
| 1Y.8-B.3 | | | | | | | | | | | | | |

| Weld Identification Area | Transducer Angle | Form Face | Leg | Decibels | | | | Discontinuity | | | | Remarks | |
|--------------------------|------------------|-----------|-----|------------------|-----------------|--------------------|-------------------|---------------|-------------------------------|------------------------|----------|---------|--------|
| | | | | Indication Level | Reference Level | Attenuation Factor | Indication Rating | Length | Angular Distance (Sound Path) | Depth from "A" Surface | Distance | | |
| | | | | | | | | | | | From X | | From Y |
| A | B | C | D | | | | | | | | | | |
| | | | | | | | | | | | | | |
| | | | | | | | | | | | | | |
| | | | | | | | | | | | | | |
| | | | | | | | | | | | | | |
| | | | | | | | | | | | | | |
| | | | | | | | | | | | | | |
| | | | | | | | | | | | | | |
| | | | | | | | | | | | | | |
| | | | | | | | | | | | | | |
| | | | | | | | | | | | | | |
| | | | | | | | | | | | | | |
| | | | | | | | | | | | | | |
| | | | | | | | | | | | | | |
| | | | | | | | | | | | | | |
| | | | | | | | | | | | | | |
| | | | | | | | | | | | | | |
| | | | | | | | | | | | | | |
| | | | | | | | | | | | | | |

RWG&A personnel are represented on site solely to observe work of the identified contractors, to form opinions about the adequacy of those operations, and to report those opinions to RWG&A's client. The presence and activities of our field representative do not relieve any contractor from their obligations to meet contractual requirements. The contractor retains sole responsibility of site safety and the methods, operations, and sequences of construction.

Observations were verbally reported to:
RYAN DIXON, TURNER CONSTRUCTION
Construction Technologist/CWI:
George S Morrell
Print Name/Title
Certification #:



George S Morrell
CWI 04050311
QC1 EXP. 5/1/2013

MS

Project: Terminal Enhancement - Portland International Jetport

Project No.: 557-14

Date: 9-13-2010

Technologist: GSM

SHEET NOTES

- 1. ALL DIMENSIONS UNLESS OTHERWISE NOTED ARE IN FEET AND INCHES.
- 2. ALL DIMENSIONS SHALL BE TO FACE UNLESS OTHERWISE NOTED.
- 3. ALL DIMENSIONS SHALL BE TO CENTERLINE UNLESS OTHERWISE NOTED.
- 4. ALL DIMENSIONS SHALL BE TO FACE UNLESS OTHERWISE NOTED.
- 5. ALL DIMENSIONS SHALL BE TO CENTERLINE UNLESS OTHERWISE NOTED.
- 6. ALL DIMENSIONS SHALL BE TO FACE UNLESS OTHERWISE NOTED.
- 7. ALL DIMENSIONS SHALL BE TO CENTERLINE UNLESS OTHERWISE NOTED.
- 8. ALL DIMENSIONS SHALL BE TO FACE UNLESS OTHERWISE NOTED.
- 9. ALL DIMENSIONS SHALL BE TO CENTERLINE UNLESS OTHERWISE NOTED.
- 10. ALL DIMENSIONS SHALL BE TO FACE UNLESS OTHERWISE NOTED.
- 11. ALL DIMENSIONS SHALL BE TO CENTERLINE UNLESS OTHERWISE NOTED.
- 12. ALL DIMENSIONS SHALL BE TO FACE UNLESS OTHERWISE NOTED.
- 13. ALL DIMENSIONS SHALL BE TO CENTERLINE UNLESS OTHERWISE NOTED.
- 14. ALL DIMENSIONS SHALL BE TO FACE UNLESS OTHERWISE NOTED.
- 15. ALL DIMENSIONS SHALL BE TO CENTERLINE UNLESS OTHERWISE NOTED.

Portland International
Jetport
1001 Westbank Street
Portland, Maine 04102

Gensler

WEST ASSOCIATES, INC.
1000 WESTBANK STREET
PORTLAND, MAINE 04102
PHONE: 207.734.1000
FAX: 207.734.1001

GENERAL NOTES

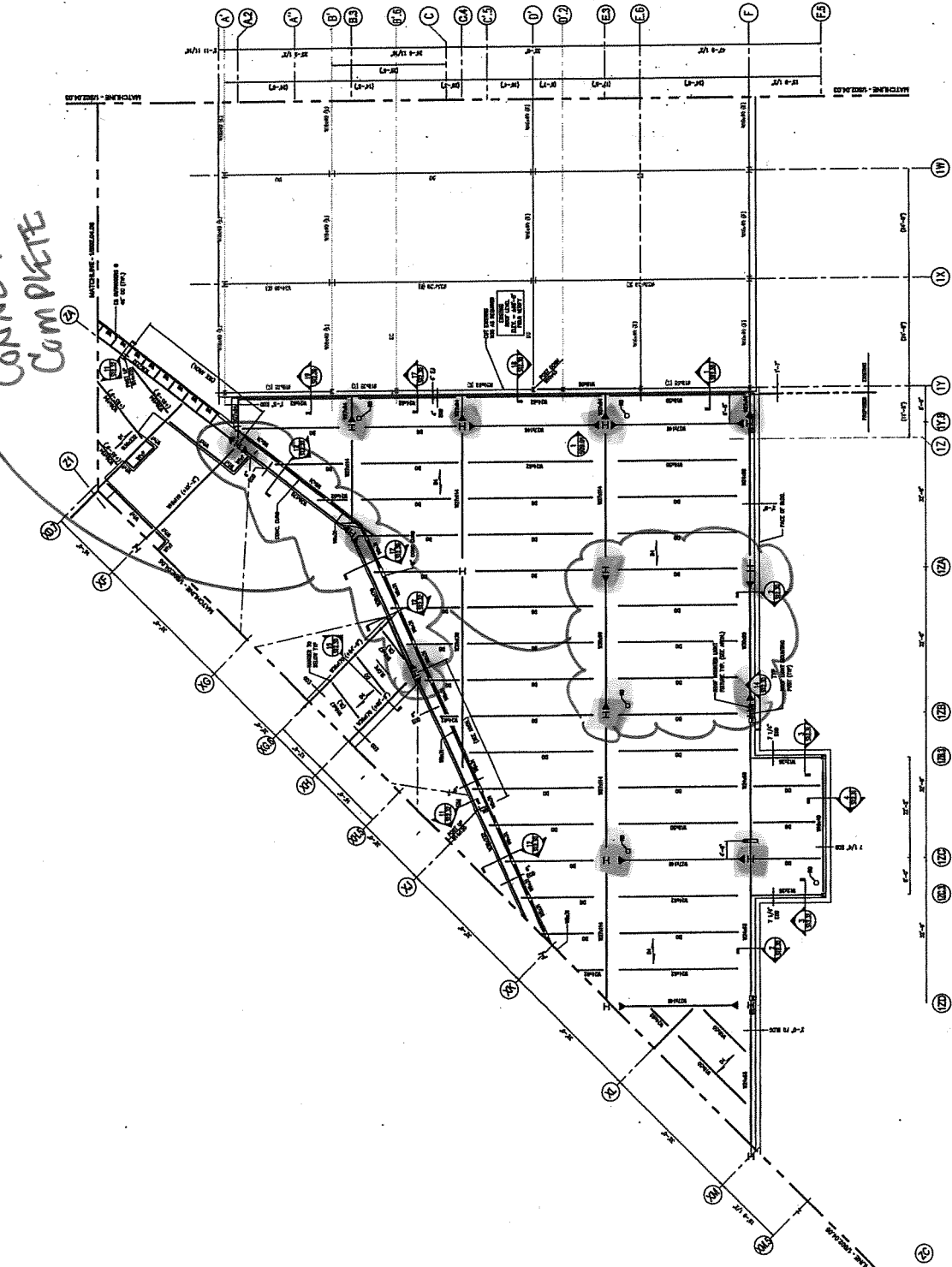
- 1. ALL DIMENSIONS UNLESS OTHERWISE NOTED ARE IN FEET AND INCHES.
- 2. ALL DIMENSIONS SHALL BE TO FACE UNLESS OTHERWISE NOTED.
- 3. ALL DIMENSIONS SHALL BE TO CENTERLINE UNLESS OTHERWISE NOTED.
- 4. ALL DIMENSIONS SHALL BE TO FACE UNLESS OTHERWISE NOTED.
- 5. ALL DIMENSIONS SHALL BE TO CENTERLINE UNLESS OTHERWISE NOTED.
- 6. ALL DIMENSIONS SHALL BE TO FACE UNLESS OTHERWISE NOTED.
- 7. ALL DIMENSIONS SHALL BE TO CENTERLINE UNLESS OTHERWISE NOTED.
- 8. ALL DIMENSIONS SHALL BE TO FACE UNLESS OTHERWISE NOTED.
- 9. ALL DIMENSIONS SHALL BE TO CENTERLINE UNLESS OTHERWISE NOTED.
- 10. ALL DIMENSIONS SHALL BE TO FACE UNLESS OTHERWISE NOTED.
- 11. ALL DIMENSIONS SHALL BE TO CENTERLINE UNLESS OTHERWISE NOTED.
- 12. ALL DIMENSIONS SHALL BE TO FACE UNLESS OTHERWISE NOTED.
- 13. ALL DIMENSIONS SHALL BE TO CENTERLINE UNLESS OTHERWISE NOTED.
- 14. ALL DIMENSIONS SHALL BE TO FACE UNLESS OTHERWISE NOTED.
- 15. ALL DIMENSIONS SHALL BE TO CENTERLINE UNLESS OTHERWISE NOTED.



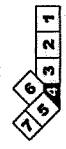
PROJECT: PORTLAND INTERNATIONAL JETPORT
DRAWING NO.: 557-14-004
DATE: 9-13-2010
SCALE: 1/8" = 1'-0"

S02.04.04

BOTTOM MOMENT CONNECTION NOT COMPLETE



KEY PLAN





**SITE WORK
DAILY FIELD REPORT**

PROJECT: Terminal Enhancement at the Portland International Jetport
DATE: 9/14/2010
PROJECT LOCATION: Portland, Maine PROJECT NO.: 557-14
CLIENT: City of Portland WEATHER: Sun
CONTRACTOR: Turner Construction Co.
PREVIOUS DATE ON SITE: 09/13/2010

Time on-site at 7 hrs, 48 mi travel, Tolls: \$0.00
Nuc. Densometer – 1 day (L 500)

AREA 'A'

Upper lot: Gorham Sand & Gravel backfilled geothermal trench with 2 feet of sand over geothermal lines. IPDs taken on sand fill material.

AREAS 'B' AND 'C'

Gorham Sand & Gravel installed and backfilled DMH OA-48. IPDs taken on backfill materials.

MSK

Michael Kramlich
Prepared By

Matthew J. Grady

Matthew Grady
Reviewed By

**PORTLAND INT'L AIRPORT
TERMINAL EXPANSION
557-14
MJK
9-14-2010**

**GEOTHERMAL
TRENCH
BACKFILLED**

SHEET NOTES

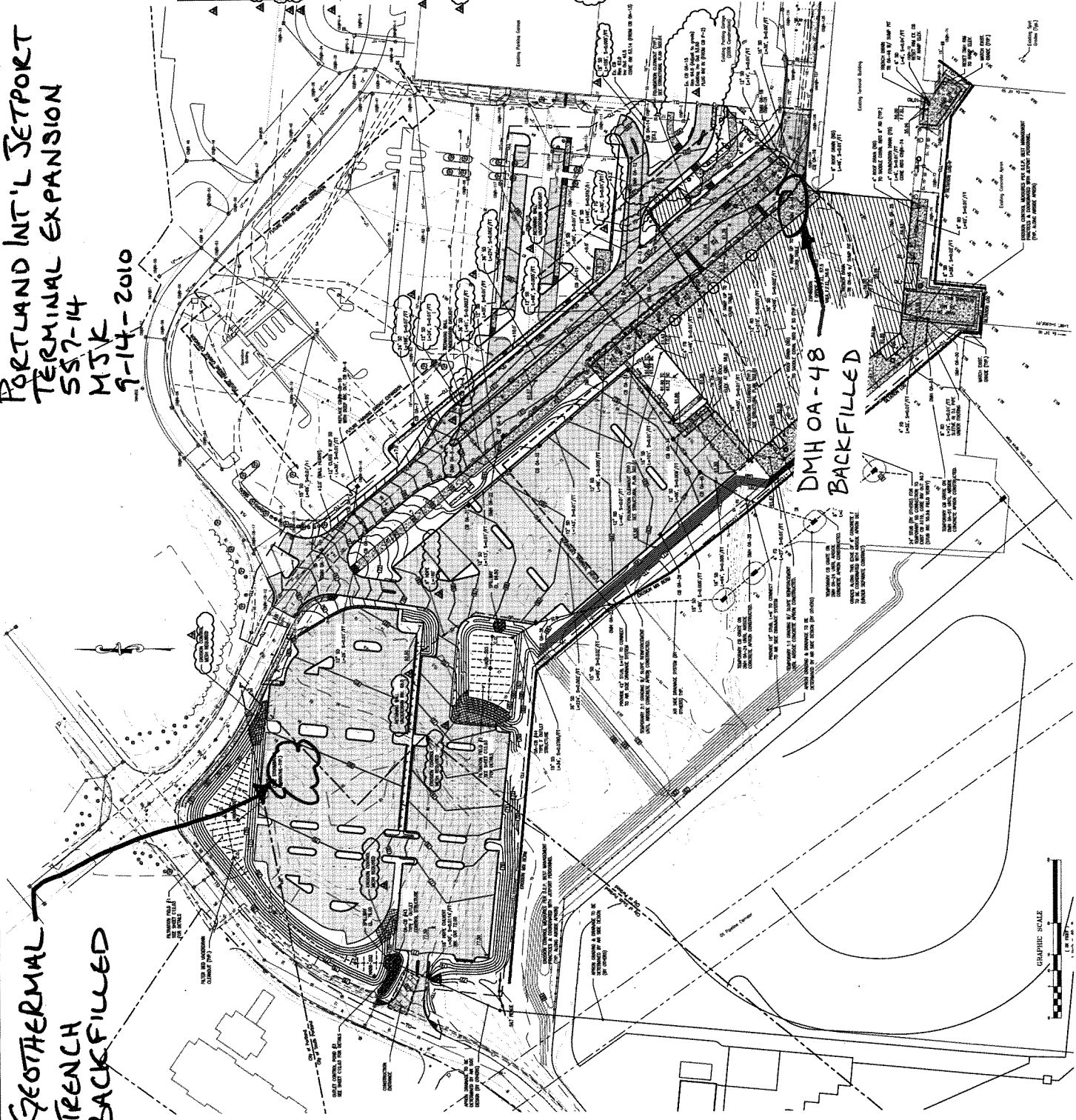
1. SEE GENERAL NOTES ON REVERSE OF THE SHEET.
2. SEE GENERAL NOTES.

Division Schedule

| NO. | DESCRIPTION | DATE | BY | CHKD. |
|-----|-------------|----------|-----|-------|
| 1 | FOUNDATION | 10/15/09 | ... | ... |
| 2 | CONCRETE | 10/15/09 | ... | ... |
| 3 | MECHANICAL | 10/15/09 | ... | ... |
| 4 | ELECTRICAL | 10/15/09 | ... | ... |
| 5 | PLUMBING | 10/15/09 | ... | ... |
| 6 | PAINT | 10/15/09 | ... | ... |
| 7 | FINISH | 10/15/09 | ... | ... |
| 8 | LANDSCAPE | 10/15/09 | ... | ... |
| 9 | GENERAL | 10/15/09 | ... | ... |
| 10 | ... | ... | ... | ... |

GENERAL NOTES

1. ALL WORK SHALL BE IN ACCORDANCE WITH THE LATEST EDITIONS OF THE BUILDING CODES AND SPECIFICATIONS.
2. THE CONTRACTOR SHALL BE RESPONSIBLE FOR OBTAINING ALL NECESSARY PERMITS AND APPROVALS.
3. THE CONTRACTOR SHALL MAINTAIN ACCESS TO ALL ADJACENT PROPERTIES AND UTILITIES.
4. THE CONTRACTOR SHALL PROTECT ALL EXISTING UTILITIES AND STRUCTURES.
5. THE CONTRACTOR SHALL MAINTAIN THE SITE IN A SAFE AND SOUND CONDITION AT ALL TIMES.
6. THE CONTRACTOR SHALL BE RESPONSIBLE FOR THE PROTECTION OF ALL ADJACENT PROPERTIES AND UTILITIES.
7. THE CONTRACTOR SHALL MAINTAIN ACCESS TO ALL ADJACENT PROPERTIES AND UTILITIES.
8. THE CONTRACTOR SHALL PROTECT ALL EXISTING UTILITIES AND STRUCTURES.
9. THE CONTRACTOR SHALL MAINTAIN THE SITE IN A SAFE AND SOUND CONDITION AT ALL TIMES.
10. THE CONTRACTOR SHALL BE RESPONSIBLE FOR THE PROTECTION OF ALL ADJACENT PROPERTIES AND UTILITIES.



**Portland International
Jetport**
101 Westbrook Street
Portland, Maine 04102

Gensler
ORF
ASSOCIATES, INC.
ARCHITECTS - INTERIORS - PLANNING - CONSTRUCTION MANAGEMENT

| NO. | DATE | DESCRIPTION | BY | CHKD. |
|-----|----------|-------------|-----|-------|
| 1 | 10/15/09 | FOUNDATION | ... | ... |
| 2 | 10/15/09 | CONCRETE | ... | ... |
| 3 | 10/15/09 | MECHANICAL | ... | ... |
| 4 | 10/15/09 | ELECTRICAL | ... | ... |
| 5 | 10/15/09 | PLUMBING | ... | ... |
| 6 | 10/15/09 | PAINT | ... | ... |
| 7 | 10/15/09 | FINISH | ... | ... |
| 8 | 10/15/09 | LANDSCAPE | ... | ... |
| 9 | 10/15/09 | GENERAL | ... | ... |
| 10 | 10/15/09 | ... | ... | ... |



C02.02

1" = 48'

SEE GENERAL & DIVISION PLANS

R. W. GILLESPIE & ASSOCIATES, INC.
Geotechnical Engineering • Geohydrology • Materials Testing Services

200 International Dr., Ste 170
Portsmouth, NH 03801
603-427-0244 • Fax 603-430-2041

Corporate Office
86 Industrial Park Rd, Ste 4
Saco, ME 04072
207-286-8008 • Fax 207-286-2882

P.O. Box 289
Augusta, ME 04344
07-623-4914 • Fax 207-623-3429

STEEL OBSERVATION REPORT

Project Name: TERMINAL ENHANCEMENT @ PORTLAND JETPORT Date: 9-14-10
Client/Project #: 557-14 Time on Site: 2.0
General Contractor: TURNER CONSTRUCTION Mileage: -
Welding Contractor: JF STERN Tolls: -

Approved Documents: PORTLAND INTERNATIONAL CONSTRUCTION, 10-26-09
Location/Observations: SECTION 4

TYPE OF WORK OBSERVED

Bolted Connections: COLUMN TO CONCRETE PIER, BEAM TO COLUMN

Visually checked and found complete

Shear Connections: /

Visually checked and found acceptable

Welded Connections: FULL PEN WELDS MOMENT PLATES AT BEAM CONNECTION ALONG COLUMN LINE 1Y, B, A, B, G, D & BETWEEN F-E, G, C-1, C-2, C-3

Visually checked and found acceptable

Decking (Mezzanine/Roof): CHECKED FOR PROPER GAUGE SIZE & PROPER FIT UP

Visually checked and found acceptable

Joist Welds/Joist Bridging: /

Visually checked and found acceptable

Puddle Welds: FOR CORRECT SIZE, LOCATION, AND WELD SOUNDNESS

Visually checked and found acceptable

Screw Attachments: CORRECT SCREW SIZE AND ATTACHMENT PATTERN

Visually checked and found complete

Other: _____

Visually checked and found acceptable

Visually checked and found complete

RWG&A personnel are represented on site solely to observe work of the identified contractors, to form opinions about the adequacy of those operations, and to report those opinions to RWG&A's client. The presence and activities of our field representative do not relieve any contractor from their obligations to meet contractual requirements. The contractor retains sole responsibility of site safety and the methods, operations, and sequences of construction.

Observations were verbally reported to:

RYAN DIXON, TURNER CONSTRUCTION

Construction Technologist/CWI:

George S Morrell

Print Name/Title

Certification #:



George S Morrell
CWI 04050311
QC1 EXP. 5/1/2013

MTO

R. W. GILLESPIE & ASSOCIATES, INC.
 Geotechnical Engineering · Geohydrology · Materials Testing Services

200 International Dr., Ste 170
 Portsmouth, NH 03801
 603-427-0244 · Fax 603-430-2041

Corporate Office
 86 Industrial Park Rd, Ste 4
 Saco, ME 04072
 207-286-8008 · Fax 207-286-2882

P.O. Box 289
 Augusta, ME 04344
 207-623-4914 · Fax 207-623-3429

ULTRASONIC EXAMINATION REPORT

Project Name: TERMINAL ENHANCEMENT @ PORTLAND JET PORT Date: 9-14-10
 Client/Project #: 557-14 Time on Site: 2.0
 General Contractor: TURNER CONSTRUCTION Mileage: 26
 Welding Contractor: JF SPERNS Tolls: 2.00

Weld Process: FCAW Location: SECTION 4 3RD & 4TH LEVEL
 Weld Designation (AWS): TC-44A-F

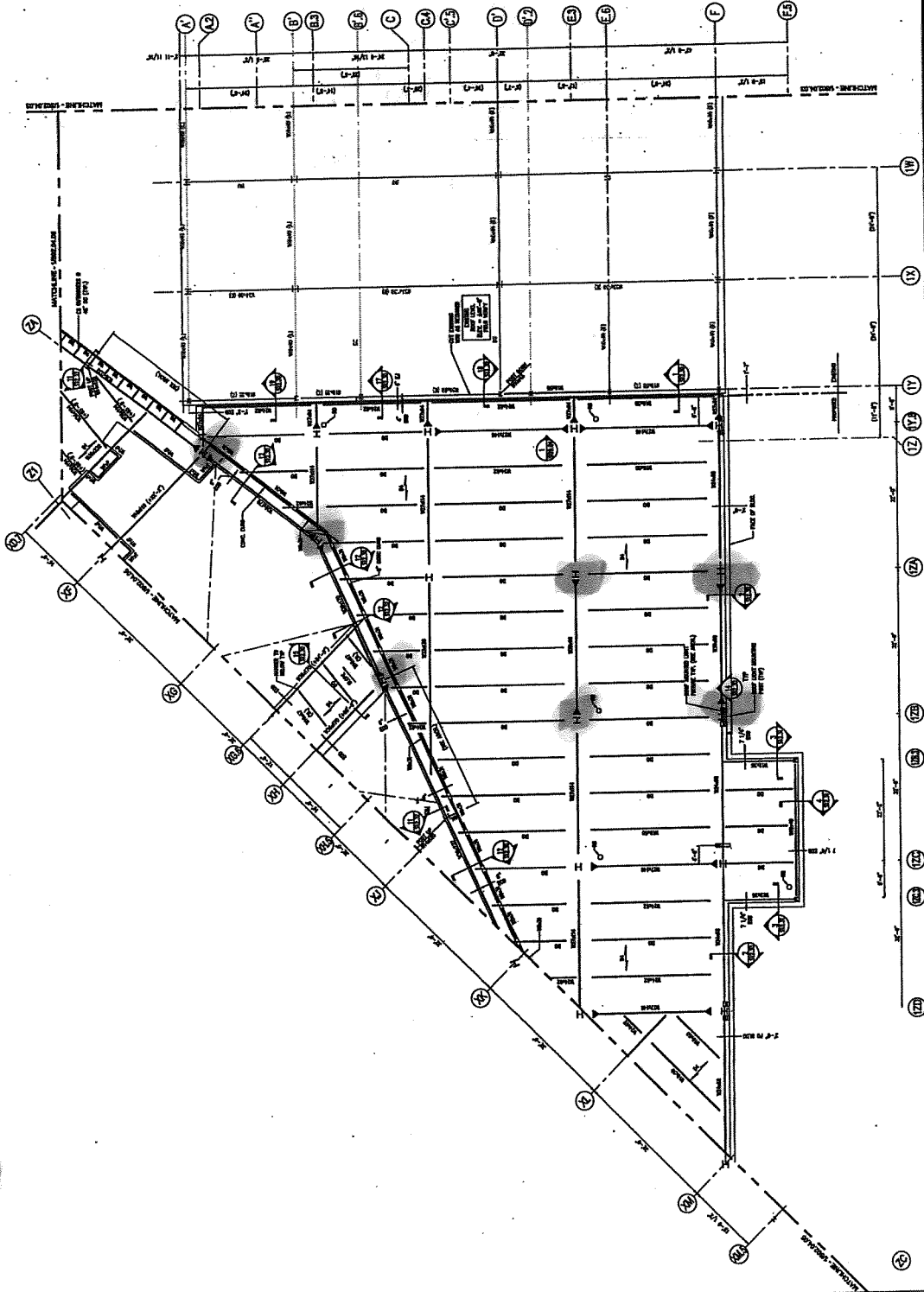
| Weld Identification Area | Transducer Angle | Form Face | Leg | Decibels | | | | Discontinuity | | | | Remarks | |
|--------------------------|------------------|-----------|-----|------------------|-----------------|--------------------|-------------------|---------------|-------------------------------|------------------------|----------|---------------|--------|
| | | | | Indication Level | Reference Level | Attenuation Factor | Indication Rating | Length | Angular Distance (Sound Path) | Depth from "A" Surface | Distance | | |
| | | | | | | | | | | | From X | | From Y |
| A | B | C | D | | | | | | | | | | |
| 1ZC-F | 70 | A | | 76.7 | | | | | | | | 3RD LEVEL | |
| 1ZC-E.3 | | | | | | | | | | | | ↓ | |
| XF-A.2 | | | | | | | | | | | | BOTTOM ACCEPT | |
| XG-B.3 | | | | | | | | | | | | ↓ | |
| XH | | | | | | | | | | | | ↓ | |
| 1ZB-F | | | | | | | | | | | | ↓ | |
| 1ZB-E.3 | | | | | | | | | | | | ↓ | |
| 1ZA-F | | | | | | | | | | | | ↓ | |
| 1ZA-E.3 | ↓ | ↓ | | ↓ | | | | | | | | ↓ | |
| | | | | | | | | | | | | | |
| | | | | | | | | | | | | | |

SHEET NOTES

- 1. NUMBER THIS SHEET BY DATE OF REVISION.
- 2. ALL DIMENSIONS ARE TO FACE UNLESS OTHERWISE NOTED.
- 3. ALL DIMENSIONS ARE TO FACE UNLESS OTHERWISE NOTED.
- 4. ALL DIMENSIONS ARE TO FACE UNLESS OTHERWISE NOTED.
- 5. ALL DIMENSIONS ARE TO FACE UNLESS OTHERWISE NOTED.
- 6. ALL DIMENSIONS ARE TO FACE UNLESS OTHERWISE NOTED.
- 7. ALL DIMENSIONS ARE TO FACE UNLESS OTHERWISE NOTED.
- 8. ALL DIMENSIONS ARE TO FACE UNLESS OTHERWISE NOTED.
- 9. ALL DIMENSIONS ARE TO FACE UNLESS OTHERWISE NOTED.
- 10. ALL DIMENSIONS ARE TO FACE UNLESS OTHERWISE NOTED.
- 11. ALL DIMENSIONS ARE TO FACE UNLESS OTHERWISE NOTED.
- 12. ALL DIMENSIONS ARE TO FACE UNLESS OTHERWISE NOTED.
- 13. ALL DIMENSIONS ARE TO FACE UNLESS OTHERWISE NOTED.
- 14. ALL DIMENSIONS ARE TO FACE UNLESS OTHERWISE NOTED.
- 15. ALL DIMENSIONS ARE TO FACE UNLESS OTHERWISE NOTED.
- 16. ALL DIMENSIONS ARE TO FACE UNLESS OTHERWISE NOTED.
- 17. ALL DIMENSIONS ARE TO FACE UNLESS OTHERWISE NOTED.
- 18. ALL DIMENSIONS ARE TO FACE UNLESS OTHERWISE NOTED.
- 19. ALL DIMENSIONS ARE TO FACE UNLESS OTHERWISE NOTED.
- 20. ALL DIMENSIONS ARE TO FACE UNLESS OTHERWISE NOTED.

Project: Terminal Enhancement - Portland International Jetport
 Project No.: 557-14
 Date: 9-14-10
 Technologist: GJM

- BOTTOM MOMENT CONNECTION COMPLETE



GENERAL NOTES

1. THE CONTRACTOR SHALL BE RESPONSIBLE FOR OBTAINING ALL NECESSARY PERMITS AND APPROVALS FROM THE APPLICABLE AGENCIES.
2. THE CONTRACTOR SHALL BE RESPONSIBLE FOR OBTAINING ALL NECESSARY PERMITS AND APPROVALS FROM THE APPLICABLE AGENCIES.
3. THE CONTRACTOR SHALL BE RESPONSIBLE FOR OBTAINING ALL NECESSARY PERMITS AND APPROVALS FROM THE APPLICABLE AGENCIES.
4. THE CONTRACTOR SHALL BE RESPONSIBLE FOR OBTAINING ALL NECESSARY PERMITS AND APPROVALS FROM THE APPLICABLE AGENCIES.
5. THE CONTRACTOR SHALL BE RESPONSIBLE FOR OBTAINING ALL NECESSARY PERMITS AND APPROVALS FROM THE APPLICABLE AGENCIES.
6. THE CONTRACTOR SHALL BE RESPONSIBLE FOR OBTAINING ALL NECESSARY PERMITS AND APPROVALS FROM THE APPLICABLE AGENCIES.
7. THE CONTRACTOR SHALL BE RESPONSIBLE FOR OBTAINING ALL NECESSARY PERMITS AND APPROVALS FROM THE APPLICABLE AGENCIES.
8. THE CONTRACTOR SHALL BE RESPONSIBLE FOR OBTAINING ALL NECESSARY PERMITS AND APPROVALS FROM THE APPLICABLE AGENCIES.
9. THE CONTRACTOR SHALL BE RESPONSIBLE FOR OBTAINING ALL NECESSARY PERMITS AND APPROVALS FROM THE APPLICABLE AGENCIES.
10. THE CONTRACTOR SHALL BE RESPONSIBLE FOR OBTAINING ALL NECESSARY PERMITS AND APPROVALS FROM THE APPLICABLE AGENCIES.

KEY PLAN





**SITE WORK
DAILY FIELD REPORT**

PROJECT: Terminal Enhancement at the Portland International Jetport
DATE: 9/16/2010
PROJECT LOCATION: Portland, Maine PROJECT NO.: 557-14
CLIENT: City of Portland WEATHER: Sun
CONTRACTOR: Turner Construction Co.
PREVIOUS DATE ON SITE: 09/14/2010

Time on-site at 3.75 hrs, 24 mi travel, Tolls: \$0.00
Nuc. Densometer – 1 day (L 500)

AREA 'A'

Upper lot: Gorham Sand & Gravel backfilled geothermal tank up to geothermal lines.
IPDs taken on sand fill material.

AREAS 'B' AND 'C'

No work observed.

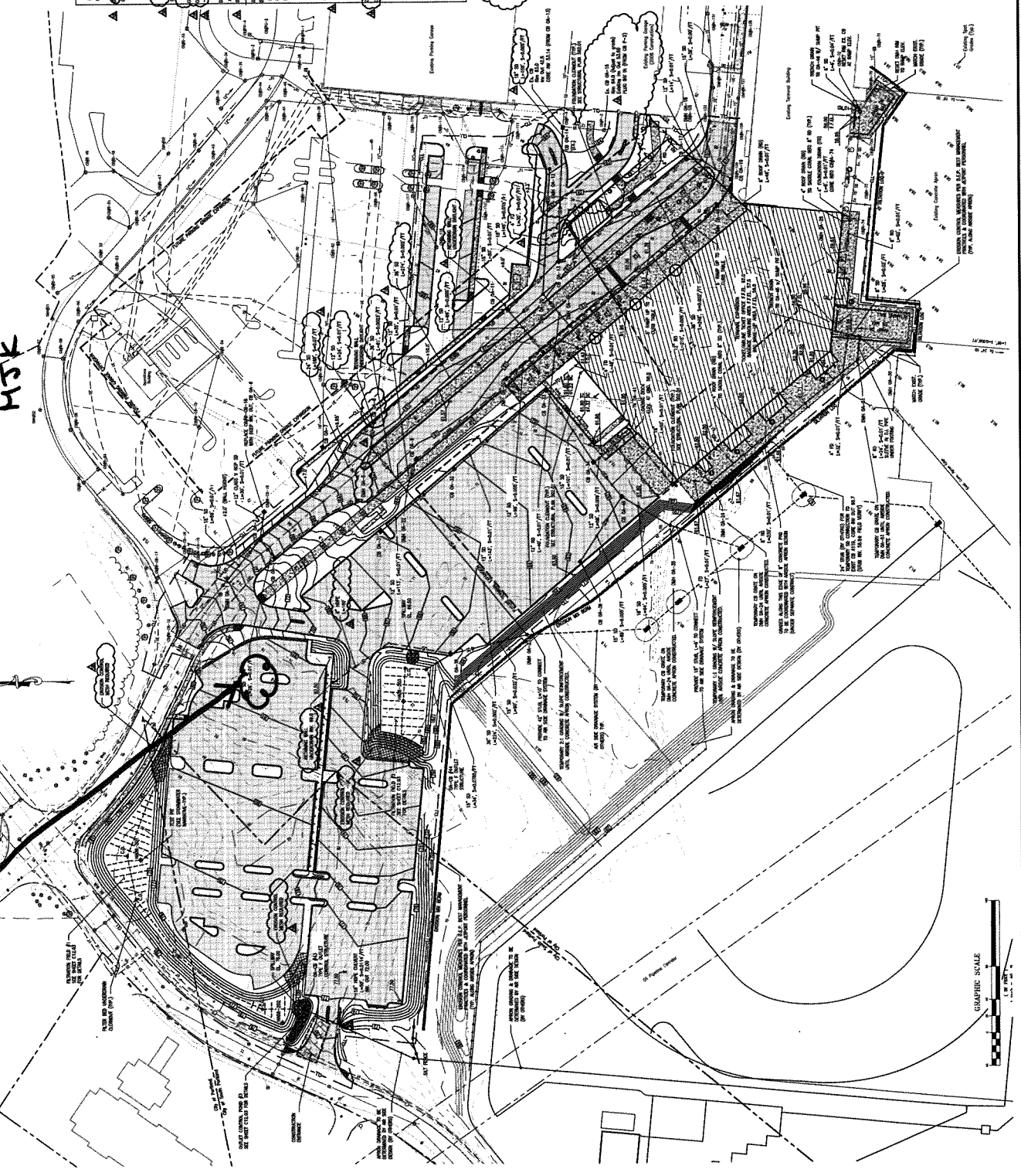
mjk
Michael Kramlich
Prepared By

Matthew T. Grady
Matthew Grady
Reviewed By

**GEOHERMAL
TANK LOCATION**

**TERMINAL EXPANSION
PORTLAND INT'L AIRPORT
557-14
9-16-2010
HJK**

SHEET NOTES
1. SEE GENERAL NOTES FOR DETAILS OF THE WORK.



REVISIONS

| NO. | DATE | BY | DESCRIPTION |
|-----|----------|-----|-------------------|
| 1 | 09/16/10 | HJK | ISSUED FOR PERMIT |
| 2 | 09/16/10 | HJK | ISSUED FOR PERMIT |
| 3 | 09/16/10 | HJK | ISSUED FOR PERMIT |
| 4 | 09/16/10 | HJK | ISSUED FOR PERMIT |
| 5 | 09/16/10 | HJK | ISSUED FOR PERMIT |
| 6 | 09/16/10 | HJK | ISSUED FOR PERMIT |
| 7 | 09/16/10 | HJK | ISSUED FOR PERMIT |
| 8 | 09/16/10 | HJK | ISSUED FOR PERMIT |
| 9 | 09/16/10 | HJK | ISSUED FOR PERMIT |
| 10 | 09/16/10 | HJK | ISSUED FOR PERMIT |
| 11 | 09/16/10 | HJK | ISSUED FOR PERMIT |
| 12 | 09/16/10 | HJK | ISSUED FOR PERMIT |
| 13 | 09/16/10 | HJK | ISSUED FOR PERMIT |
| 14 | 09/16/10 | HJK | ISSUED FOR PERMIT |
| 15 | 09/16/10 | HJK | ISSUED FOR PERMIT |
| 16 | 09/16/10 | HJK | ISSUED FOR PERMIT |
| 17 | 09/16/10 | HJK | ISSUED FOR PERMIT |
| 18 | 09/16/10 | HJK | ISSUED FOR PERMIT |
| 19 | 09/16/10 | HJK | ISSUED FOR PERMIT |
| 20 | 09/16/10 | HJK | ISSUED FOR PERMIT |
| 21 | 09/16/10 | HJK | ISSUED FOR PERMIT |
| 22 | 09/16/10 | HJK | ISSUED FOR PERMIT |
| 23 | 09/16/10 | HJK | ISSUED FOR PERMIT |
| 24 | 09/16/10 | HJK | ISSUED FOR PERMIT |
| 25 | 09/16/10 | HJK | ISSUED FOR PERMIT |
| 26 | 09/16/10 | HJK | ISSUED FOR PERMIT |
| 27 | 09/16/10 | HJK | ISSUED FOR PERMIT |
| 28 | 09/16/10 | HJK | ISSUED FOR PERMIT |
| 29 | 09/16/10 | HJK | ISSUED FOR PERMIT |
| 30 | 09/16/10 | HJK | ISSUED FOR PERMIT |
| 31 | 09/16/10 | HJK | ISSUED FOR PERMIT |
| 32 | 09/16/10 | HJK | ISSUED FOR PERMIT |
| 33 | 09/16/10 | HJK | ISSUED FOR PERMIT |
| 34 | 09/16/10 | HJK | ISSUED FOR PERMIT |
| 35 | 09/16/10 | HJK | ISSUED FOR PERMIT |
| 36 | 09/16/10 | HJK | ISSUED FOR PERMIT |
| 37 | 09/16/10 | HJK | ISSUED FOR PERMIT |
| 38 | 09/16/10 | HJK | ISSUED FOR PERMIT |
| 39 | 09/16/10 | HJK | ISSUED FOR PERMIT |
| 40 | 09/16/10 | HJK | ISSUED FOR PERMIT |
| 41 | 09/16/10 | HJK | ISSUED FOR PERMIT |
| 42 | 09/16/10 | HJK | ISSUED FOR PERMIT |
| 43 | 09/16/10 | HJK | ISSUED FOR PERMIT |
| 44 | 09/16/10 | HJK | ISSUED FOR PERMIT |
| 45 | 09/16/10 | HJK | ISSUED FOR PERMIT |
| 46 | 09/16/10 | HJK | ISSUED FOR PERMIT |
| 47 | 09/16/10 | HJK | ISSUED FOR PERMIT |
| 48 | 09/16/10 | HJK | ISSUED FOR PERMIT |
| 49 | 09/16/10 | HJK | ISSUED FOR PERMIT |
| 50 | 09/16/10 | HJK | ISSUED FOR PERMIT |
| 51 | 09/16/10 | HJK | ISSUED FOR PERMIT |
| 52 | 09/16/10 | HJK | ISSUED FOR PERMIT |
| 53 | 09/16/10 | HJK | ISSUED FOR PERMIT |
| 54 | 09/16/10 | HJK | ISSUED FOR PERMIT |
| 55 | 09/16/10 | HJK | ISSUED FOR PERMIT |
| 56 | 09/16/10 | HJK | ISSUED FOR PERMIT |
| 57 | 09/16/10 | HJK | ISSUED FOR PERMIT |
| 58 | 09/16/10 | HJK | ISSUED FOR PERMIT |
| 59 | 09/16/10 | HJK | ISSUED FOR PERMIT |
| 60 | 09/16/10 | HJK | ISSUED FOR PERMIT |
| 61 | 09/16/10 | HJK | ISSUED FOR PERMIT |
| 62 | 09/16/10 | HJK | ISSUED FOR PERMIT |
| 63 | 09/16/10 | HJK | ISSUED FOR PERMIT |
| 64 | 09/16/10 | HJK | ISSUED FOR PERMIT |
| 65 | 09/16/10 | HJK | ISSUED FOR PERMIT |
| 66 | 09/16/10 | HJK | ISSUED FOR PERMIT |
| 67 | 09/16/10 | HJK | ISSUED FOR PERMIT |
| 68 | 09/16/10 | HJK | ISSUED FOR PERMIT |
| 69 | 09/16/10 | HJK | ISSUED FOR PERMIT |
| 70 | 09/16/10 | HJK | ISSUED FOR PERMIT |
| 71 | 09/16/10 | HJK | ISSUED FOR PERMIT |
| 72 | 09/16/10 | HJK | ISSUED FOR PERMIT |
| 73 | 09/16/10 | HJK | ISSUED FOR PERMIT |
| 74 | 09/16/10 | HJK | ISSUED FOR PERMIT |
| 75 | 09/16/10 | HJK | ISSUED FOR PERMIT |
| 76 | 09/16/10 | HJK | ISSUED FOR PERMIT |
| 77 | 09/16/10 | HJK | ISSUED FOR PERMIT |
| 78 | 09/16/10 | HJK | ISSUED FOR PERMIT |
| 79 | 09/16/10 | HJK | ISSUED FOR PERMIT |
| 80 | 09/16/10 | HJK | ISSUED FOR PERMIT |
| 81 | 09/16/10 | HJK | ISSUED FOR PERMIT |
| 82 | 09/16/10 | HJK | ISSUED FOR PERMIT |
| 83 | 09/16/10 | HJK | ISSUED FOR PERMIT |
| 84 | 09/16/10 | HJK | ISSUED FOR PERMIT |
| 85 | 09/16/10 | HJK | ISSUED FOR PERMIT |
| 86 | 09/16/10 | HJK | ISSUED FOR PERMIT |
| 87 | 09/16/10 | HJK | ISSUED FOR PERMIT |
| 88 | 09/16/10 | HJK | ISSUED FOR PERMIT |
| 89 | 09/16/10 | HJK | ISSUED FOR PERMIT |
| 90 | 09/16/10 | HJK | ISSUED FOR PERMIT |
| 91 | 09/16/10 | HJK | ISSUED FOR PERMIT |
| 92 | 09/16/10 | HJK | ISSUED FOR PERMIT |
| 93 | 09/16/10 | HJK | ISSUED FOR PERMIT |
| 94 | 09/16/10 | HJK | ISSUED FOR PERMIT |
| 95 | 09/16/10 | HJK | ISSUED FOR PERMIT |
| 96 | 09/16/10 | HJK | ISSUED FOR PERMIT |
| 97 | 09/16/10 | HJK | ISSUED FOR PERMIT |
| 98 | 09/16/10 | HJK | ISSUED FOR PERMIT |
| 99 | 09/16/10 | HJK | ISSUED FOR PERMIT |
| 100 | 09/16/10 | HJK | ISSUED FOR PERMIT |

GENERAL NOTES

1. ALL WORK SHALL BE IN ACCORDANCE WITH THE LATEST EDITIONS OF THE FOLLOWING CODES AND STANDARDS:
 - A. INTERNATIONAL BUILDING CODE (IBC)
 - B. INTERNATIONAL MECHANICAL AND ELECTRICAL CODE (IMC)
 - C. INTERNATIONAL PLUMBING AND MECHANICAL CODE (IPMC)
 - D. INTERNATIONAL FIRE CODE (IFC)
 - E. INTERNATIONAL ENERGY CODE (IECC)
 - F. INTERNATIONAL SMOKE AND SMOKE-CONTROL CODE (ISSCC)
 - G. INTERNATIONAL ROOFING CODE (IRC)
 - H. INTERNATIONAL SIGN CODE (ISC)
 - I. INTERNATIONAL WOOD PRESERVATION CODE (IWPC)
 - J. INTERNATIONAL ZONING CODE (IZC)
 - K. INTERNATIONAL GREENING CODE (IGC)
 - L. INTERNATIONAL CONSTRUCTION CODE (ICC)
2. ALL WORK SHALL BE IN ACCORDANCE WITH THE LATEST EDITIONS OF THE FOLLOWING CODES AND STANDARDS:
 - A. ASHRAE 90.1-2005
 - B. ASHRAE 189.1-2003
 - C. ASHRAE 55-2005
 - D. ASHRAE 62.1-2004
 - E. ASHRAE 153-2005
 - F. ASHRAE 154-2005
 - G. ASHRAE 155-2005
 - H. ASHRAE 156-2005
 - I. ASHRAE 157-2005
 - J. ASHRAE 158-2005
 - K. ASHRAE 159-2005
 - L. ASHRAE 160-2005
 - M. ASHRAE 161-2005
 - N. ASHRAE 162-2005
 - O. ASHRAE 163-2005
 - P. ASHRAE 164-2005
 - Q. ASHRAE 165-2005
 - R. ASHRAE 166-2005
 - S. ASHRAE 167-2005
 - T. ASHRAE 168-2005
 - U. ASHRAE 169-2005
 - V. ASHRAE 170-2005
 - W. ASHRAE 171-2005
 - X. ASHRAE 172-2005
 - Y. ASHRAE 173-2005
 - Z. ASHRAE 174-2005
 - AA. ASHRAE 175-2005
 - AB. ASHRAE 176-2005
 - AC. ASHRAE 177-2005
 - AD. ASHRAE 178-2005
 - AE. ASHRAE 179-2005
 - AF. ASHRAE 180-2005
 - AG. ASHRAE 181-2005
 - AH. ASHRAE 182-2005
 - AI. ASHRAE 183-2005
 - AJ. ASHRAE 184-2005
 - AK. ASHRAE 185-2005
 - AL. ASHRAE 186-2005
 - AM. ASHRAE 187-2005
 - AN. ASHRAE 188-2005
 - AO. ASHRAE 189-2005
 - AP. ASHRAE 190-2005
 - AQ. ASHRAE 191-2005
 - AR. ASHRAE 192-2005
 - AS. ASHRAE 193-2005
 - AT. ASHRAE 194-2005
 - AU. ASHRAE 195-2005
 - AV. ASHRAE 196-2005
 - AW. ASHRAE 197-2005
 - AX. ASHRAE 198-2005
 - AY. ASHRAE 199-2005
 - AZ. ASHRAE 200-2005
3. ALL WORK SHALL BE IN ACCORDANCE WITH THE LATEST EDITIONS OF THE FOLLOWING CODES AND STANDARDS:
 - A. ASHRAE 90.1-2005
 - B. ASHRAE 189.1-2003
 - C. ASHRAE 55-2005
 - D. ASHRAE 62.1-2004
 - E. ASHRAE 153-2005
 - F. ASHRAE 154-2005
 - G. ASHRAE 155-2005
 - H. ASHRAE 156-2005
 - I. ASHRAE 157-2005
 - J. ASHRAE 158-2005
 - K. ASHRAE 159-2005
 - L. ASHRAE 160-2005
 - M. ASHRAE 161-2005
 - N. ASHRAE 162-2005
 - O. ASHRAE 163-2005
 - P. ASHRAE 164-2005
 - Q. ASHRAE 165-2005
 - R. ASHRAE 166-2005
 - S. ASHRAE 167-2005
 - T. ASHRAE 168-2005
 - U. ASHRAE 169-2005
 - V. ASHRAE 170-2005
 - W. ASHRAE 171-2005
 - X. ASHRAE 172-2005
 - Y. ASHRAE 173-2005
 - Z. ASHRAE 174-2005
 - AA. ASHRAE 175-2005
 - AB. ASHRAE 176-2005
 - AC. ASHRAE 177-2005
 - AD. ASHRAE 178-2005
 - AE. ASHRAE 179-2005
 - AF. ASHRAE 180-2005
 - AG. ASHRAE 181-2005
 - AH. ASHRAE 182-2005
 - AI. ASHRAE 183-2005
 - AJ. ASHRAE 184-2005
 - AK. ASHRAE 185-2005
 - AL. ASHRAE 186-2005
 - AM. ASHRAE 187-2005
 - AN. ASHRAE 188-2005
 - AO. ASHRAE 189-2005
 - AP. ASHRAE 190-2005
 - AQ. ASHRAE 191-2005
 - AR. ASHRAE 192-2005
 - AS. ASHRAE 193-2005
 - AT. ASHRAE 194-2005
 - AU. ASHRAE 195-2005
 - AV. ASHRAE 196-2005
 - AW. ASHRAE 197-2005
 - AX. ASHRAE 198-2005
 - AY. ASHRAE 199-2005
 - AZ. ASHRAE 200-2005
4. ALL WORK SHALL BE IN ACCORDANCE WITH THE LATEST EDITIONS OF THE FOLLOWING CODES AND STANDARDS:
 - A. ASHRAE 90.1-2005
 - B. ASHRAE 189.1-2003
 - C. ASHRAE 55-2005
 - D. ASHRAE 62.1-2004
 - E. ASHRAE 153-2005
 - F. ASHRAE 154-2005
 - G. ASHRAE 155-2005
 - H. ASHRAE 156-2005
 - I. ASHRAE 157-2005
 - J. ASHRAE 158-2005
 - K. ASHRAE 159-2005
 - L. ASHRAE 160-2005
 - M. ASHRAE 161-2005
 - N. ASHRAE 162-2005
 - O. ASHRAE 163-2005
 - P. ASHRAE 164-2005
 - Q. ASHRAE 165-2005
 - R. ASHRAE 166-2005
 - S. ASHRAE 167-2005
 - T. ASHRAE 168-2005
 - U. ASHRAE 169-2005
 - V. ASHRAE 170-2005
 - W. ASHRAE 171-2005
 - X. ASHRAE 172-2005
 - Y. ASHRAE 173-2005
 - Z. ASHRAE 174-2005
 - AA. ASHRAE 175-2005
 - AB. ASHRAE 176-2005
 - AC. ASHRAE 177-2005
 - AD. ASHRAE 178-2005
 - AE. ASHRAE 179-2005
 - AF. ASHRAE 180-2005
 - AG. ASHRAE 181-2005
 - AH. ASHRAE 182-2005
 - AI. ASHRAE 183-2005
 - AJ. ASHRAE 184-2005
 - AK. ASHRAE 185-2005
 - AL. ASHRAE 186-2005
 - AM. ASHRAE 187-2005
 - AN. ASHRAE 188-2005
 - AO. ASHRAE 189-2005
 - AP. ASHRAE 190-2005
 - AQ. ASHRAE 191-2005
 - AR. ASHRAE 192-2005
 - AS. ASHRAE 193-2005
 - AT. ASHRAE 194-2005
 - AU. ASHRAE 195-2005
 - AV. ASHRAE 196-2005
 - AW. ASHRAE 197-2005
 - AX. ASHRAE 198-2005
 - AY. ASHRAE 199-2005
 - AZ. ASHRAE 200-2005

**Portland International
Jetport**
1001 Westbrook Street
Portland, Maine 04102

Gensler
meat ASSOCIATES, INC.
MECHANICAL CONTRACTORS • MECHANICAL CONTRACTORS MANAGER



C02.02

R. W. GILLESPIE & ASSOCIATES, INC.
 Geotechnical Engineering · Geohydrology · Materials Testing Services

200 International Dr., Ste 170
 Portsmouth, NH 03801
 603-427-0244 · Fax 603-430-2041

Corporate Office
 86 Industrial Park Rd, Ste 4
 Saco, ME 04072
 207-286-8008 · Fax 207-286-2882

P.O. Box 289
 Augusta, ME 04344
 207-623-4914 · Fax 207-623-3429

ULTRASONIC EXAMINATION REPORT

Project Name: TERMINAL ENHANCEMENT @ THE PORTLAND JETPORT Date: 9-17-10
 Client/Project #: 557-14 Time on Site: 7.5
 General Contractor: TURNER CONSTRUCTION Mileage: 26
 Welding Contractor: JF STERNS Tolls: 2.00

Weld Process: FCAW Location: SECTION 5 3RD LEVEL
 Weld Designation (AWS): TC-U4A-F (1) MOMENT @ SECTION 4

| Weld Identification Area | Transducer Angle | Form Face | Leg | Decibels | | | | Discontinuity | | | Remarks | | |
|--------------------------|------------------|-----------|-----|------------------|-----------------|--------------------|-------------------|---------------|-------------------------------|------------------------|---------|---------------------|--------|
| | | | | Indication Level | Reference Level | Attenuation Factor | Indication Rating | Length | Angular Distance (Sound Path) | Depth from "A" Surface | | Distance | |
| | | | | | | | | | | | | From X | From Y |
| A | B | C | D | | | | | | | | | | |
| 12D-F | 70 | A | | 79.9 | | | | | | | | TOP & BOTTOM ACCEPT | |
| 12D-E3 | | | | | | | | | | | | | |
| Y1-XM | | | | | | | | | | | | | |
| Y1-XL | | | | | | | | | | | | | |
| Y1-XK | | | | | | | | | | | | | |
| Y2-XM | | | | | | | | | | | | | |
| Y2-XL | | | | | | | | | | | | | |
| Y2-XK | | | | | | | | | | | | | |
| Y3-XM | | | | | | | | | | | | | |
| Y3-XL | | | | | | | | | | | | | |
| Y3-XK | | | | | | | | | | | | | |

| Weld Identification Area | Transducer Angle | Form Face | Leg | Decibels | | | | Length | Discontinuity | | | Remarks | |
|--------------------------|------------------|-----------|-----|------------------|-----------------|--------------------|-------------------|--------|-------------------------------|------------------------|----------|---------|--------|
| | | | | Indication Level | Reference Level | Attenuation Factor | Indication Rating | | Angular Distance (Sound Path) | Depth from "A" Surface | Distance | | |
| | | | | | | | | | | | From X | | From Y |
| A | B | C | D | | | | | | | | | | |
| | | | | | | | | | | | | | |
| | | | | | | | | | | | | | |
| | | | | | | | | | | | | | |
| | | | | | | | | | | | | | |
| | | | | | | | | | | | | | |
| | | | | | | | | | | | | | |
| | | | | | | | | | | | | | |
| | | | | | | | | | | | | | |
| | | | | | | | | | | | | | |
| | | | | | | | | | | | | | |
| | | | | | | | | | | | | | |
| | | | | | | | | | | | | | |
| | | | | | | | | | | | | | |
| | | | | | | | | | | | | | |
| | | | | | | | | | | | | | |
| | | | | | | | | | | | | | |
| | | | | | | | | | | | | | |
| | | | | | | | | | | | | | |
| | | | | | | | | | | | | | |
| | | | | | | | | | | | | | |


RWG&A personnel are represented on site solely to observe work of the identified contractors, to form opinions about the adequacy of those operations, and to report those opinions to RWG&A's client. The presence and activities of our field representative do not relieve any contractor from their obligations to meet contractual requirements. The contractor retains sole responsibility of site safety and the methods, operations, and sequences of construction.

Observations were verbally reported to:
 RYAN DIXON, TURNER CONST.

Construction Technologist/CWI:
 George S Morrell

Print Name/Title

Certification #:



Project: Terminal Enhancement - Portland International Jetport
 Project No.: 557-14
 Date: 9-17-10
 Technologist: GSM

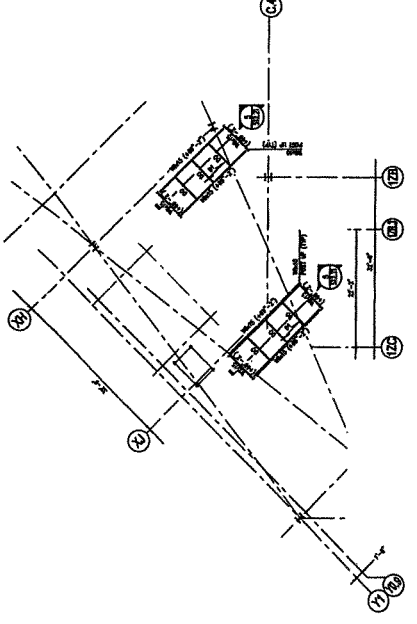
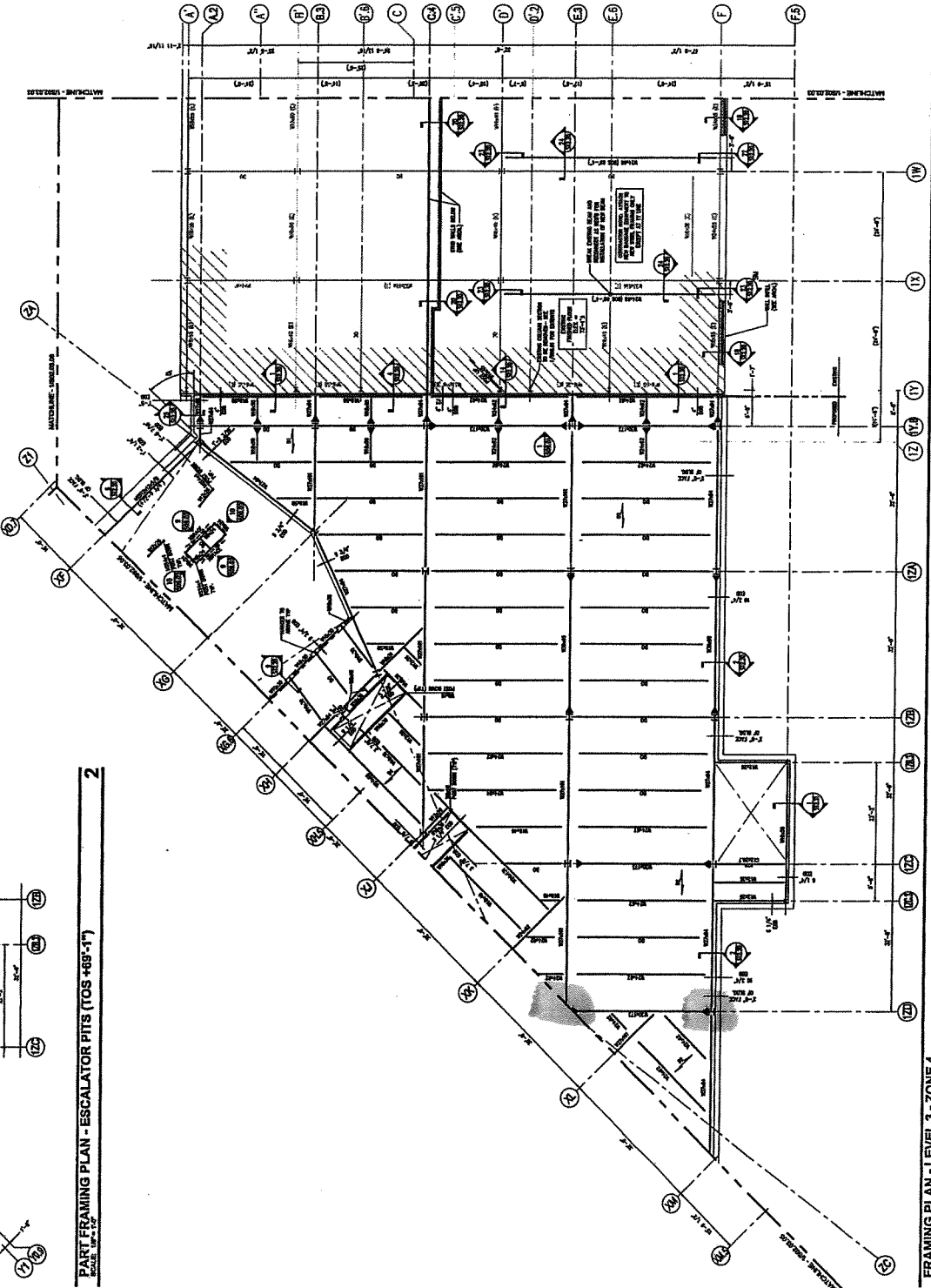
Portland International
 Jetport
 1801 Westbrook Street
 Portland, Maine 04102

Gensler

DPST ASSOCIATES, INC.
 ENGINEERS ARCHITECTS INTERIORS CONSULTANTS

SHEET NOTES

1. GENERAL NOTES OF THIS PROJECT ARE TO BE REFERRED TO FOR ALL INFORMATION.
2. ALL WORK SHALL BE IN ACCORDANCE WITH THE LATEST EDITIONS OF THE BUILDING CODES AND ALL APPLICABLE REGULATIONS.
3. ALL WORK SHALL BE IN ACCORDANCE WITH THE LATEST EDITIONS OF THE NATIONAL ELECTRICAL CODE AND ALL APPLICABLE REGULATIONS.
4. ALL WORK SHALL BE IN ACCORDANCE WITH THE LATEST EDITIONS OF THE NATIONAL MECHANICAL CODE AND ALL APPLICABLE REGULATIONS.
5. ALL WORK SHALL BE IN ACCORDANCE WITH THE LATEST EDITIONS OF THE NATIONAL PLUMBING CODE AND ALL APPLICABLE REGULATIONS.
6. ALL WORK SHALL BE IN ACCORDANCE WITH THE LATEST EDITIONS OF THE NATIONAL FIRE PROTECTION ASSOCIATION (NFPA) HAZARDOUS LIQUID HANDLING CODE AND ALL APPLICABLE REGULATIONS.
7. ALL WORK SHALL BE IN ACCORDANCE WITH THE LATEST EDITIONS OF THE NATIONAL FIRE PROTECTION ASSOCIATION (NFPA) HAZARDOUS SOLID HANDLING CODE AND ALL APPLICABLE REGULATIONS.
8. ALL WORK SHALL BE IN ACCORDANCE WITH THE LATEST EDITIONS OF THE NATIONAL FIRE PROTECTION ASSOCIATION (NFPA) HAZARDOUS GAS HANDLING CODE AND ALL APPLICABLE REGULATIONS.
9. ALL WORK SHALL BE IN ACCORDANCE WITH THE LATEST EDITIONS OF THE NATIONAL FIRE PROTECTION ASSOCIATION (NFPA) HAZARDOUS OXYGEN HANDLING CODE AND ALL APPLICABLE REGULATIONS.
10. ALL WORK SHALL BE IN ACCORDANCE WITH THE LATEST EDITIONS OF THE NATIONAL FIRE PROTECTION ASSOCIATION (NFPA) HAZARDOUS FLAMMABLE LIQUID HANDLING CODE AND ALL APPLICABLE REGULATIONS.
11. ALL WORK SHALL BE IN ACCORDANCE WITH THE LATEST EDITIONS OF THE NATIONAL FIRE PROTECTION ASSOCIATION (NFPA) HAZARDOUS FLAMMABLE SOLID HANDLING CODE AND ALL APPLICABLE REGULATIONS.
12. ALL WORK SHALL BE IN ACCORDANCE WITH THE LATEST EDITIONS OF THE NATIONAL FIRE PROTECTION ASSOCIATION (NFPA) HAZARDOUS FLAMMABLE GAS HANDLING CODE AND ALL APPLICABLE REGULATIONS.
13. ALL WORK SHALL BE IN ACCORDANCE WITH THE LATEST EDITIONS OF THE NATIONAL FIRE PROTECTION ASSOCIATION (NFPA) HAZARDOUS FLAMMABLE OXYGEN HANDLING CODE AND ALL APPLICABLE REGULATIONS.
14. ALL WORK SHALL BE IN ACCORDANCE WITH THE LATEST EDITIONS OF THE NATIONAL FIRE PROTECTION ASSOCIATION (NFPA) HAZARDOUS FLAMMABLE LIQUID OXYGEN HANDLING CODE AND ALL APPLICABLE REGULATIONS.
15. ALL WORK SHALL BE IN ACCORDANCE WITH THE LATEST EDITIONS OF THE NATIONAL FIRE PROTECTION ASSOCIATION (NFPA) HAZARDOUS FLAMMABLE SOLID OXYGEN HANDLING CODE AND ALL APPLICABLE REGULATIONS.
16. ALL WORK SHALL BE IN ACCORDANCE WITH THE LATEST EDITIONS OF THE NATIONAL FIRE PROTECTION ASSOCIATION (NFPA) HAZARDOUS FLAMMABLE GAS OXYGEN HANDLING CODE AND ALL APPLICABLE REGULATIONS.
17. ALL WORK SHALL BE IN ACCORDANCE WITH THE LATEST EDITIONS OF THE NATIONAL FIRE PROTECTION ASSOCIATION (NFPA) HAZARDOUS FLAMMABLE LIQUID OXYGEN HANDLING CODE AND ALL APPLICABLE REGULATIONS.
18. ALL WORK SHALL BE IN ACCORDANCE WITH THE LATEST EDITIONS OF THE NATIONAL FIRE PROTECTION ASSOCIATION (NFPA) HAZARDOUS FLAMMABLE SOLID OXYGEN HANDLING CODE AND ALL APPLICABLE REGULATIONS.
19. ALL WORK SHALL BE IN ACCORDANCE WITH THE LATEST EDITIONS OF THE NATIONAL FIRE PROTECTION ASSOCIATION (NFPA) HAZARDOUS FLAMMABLE GAS OXYGEN HANDLING CODE AND ALL APPLICABLE REGULATIONS.
20. ALL WORK SHALL BE IN ACCORDANCE WITH THE LATEST EDITIONS OF THE NATIONAL FIRE PROTECTION ASSOCIATION (NFPA) HAZARDOUS FLAMMABLE LIQUID OXYGEN HANDLING CODE AND ALL APPLICABLE REGULATIONS.



PART FRAMING PLAN - ESCALATOR PITTS (TOS +69'-11")
 SCALE: 1/8" = 1'-0"

FRAMING PLAN - LEVEL 3 - ZONE 4
 SCALE: 1/8" = 1'-0"

GENERAL NOTES

1. ALL WORK SHALL BE IN ACCORDANCE WITH THE LATEST EDITIONS OF THE BUILDING CODES AND ALL APPLICABLE REGULATIONS.
2. ALL WORK SHALL BE IN ACCORDANCE WITH THE LATEST EDITIONS OF THE NATIONAL ELECTRICAL CODE AND ALL APPLICABLE REGULATIONS.
3. ALL WORK SHALL BE IN ACCORDANCE WITH THE LATEST EDITIONS OF THE NATIONAL MECHANICAL CODE AND ALL APPLICABLE REGULATIONS.
4. ALL WORK SHALL BE IN ACCORDANCE WITH THE LATEST EDITIONS OF THE NATIONAL PLUMBING CODE AND ALL APPLICABLE REGULATIONS.
5. ALL WORK SHALL BE IN ACCORDANCE WITH THE LATEST EDITIONS OF THE NATIONAL FIRE PROTECTION ASSOCIATION (NFPA) HAZARDOUS LIQUID HANDLING CODE AND ALL APPLICABLE REGULATIONS.
6. ALL WORK SHALL BE IN ACCORDANCE WITH THE LATEST EDITIONS OF THE NATIONAL FIRE PROTECTION ASSOCIATION (NFPA) HAZARDOUS SOLID HANDLING CODE AND ALL APPLICABLE REGULATIONS.
7. ALL WORK SHALL BE IN ACCORDANCE WITH THE LATEST EDITIONS OF THE NATIONAL FIRE PROTECTION ASSOCIATION (NFPA) HAZARDOUS GAS HANDLING CODE AND ALL APPLICABLE REGULATIONS.
8. ALL WORK SHALL BE IN ACCORDANCE WITH THE LATEST EDITIONS OF THE NATIONAL FIRE PROTECTION ASSOCIATION (NFPA) HAZARDOUS OXYGEN HANDLING CODE AND ALL APPLICABLE REGULATIONS.
9. ALL WORK SHALL BE IN ACCORDANCE WITH THE LATEST EDITIONS OF THE NATIONAL FIRE PROTECTION ASSOCIATION (NFPA) HAZARDOUS FLAMMABLE LIQUID HANDLING CODE AND ALL APPLICABLE REGULATIONS.
10. ALL WORK SHALL BE IN ACCORDANCE WITH THE LATEST EDITIONS OF THE NATIONAL FIRE PROTECTION ASSOCIATION (NFPA) HAZARDOUS FLAMMABLE SOLID HANDLING CODE AND ALL APPLICABLE REGULATIONS.
11. ALL WORK SHALL BE IN ACCORDANCE WITH THE LATEST EDITIONS OF THE NATIONAL FIRE PROTECTION ASSOCIATION (NFPA) HAZARDOUS FLAMMABLE GAS HANDLING CODE AND ALL APPLICABLE REGULATIONS.
12. ALL WORK SHALL BE IN ACCORDANCE WITH THE LATEST EDITIONS OF THE NATIONAL FIRE PROTECTION ASSOCIATION (NFPA) HAZARDOUS FLAMMABLE OXYGEN HANDLING CODE AND ALL APPLICABLE REGULATIONS.
13. ALL WORK SHALL BE IN ACCORDANCE WITH THE LATEST EDITIONS OF THE NATIONAL FIRE PROTECTION ASSOCIATION (NFPA) HAZARDOUS FLAMMABLE LIQUID OXYGEN HANDLING CODE AND ALL APPLICABLE REGULATIONS.
14. ALL WORK SHALL BE IN ACCORDANCE WITH THE LATEST EDITIONS OF THE NATIONAL FIRE PROTECTION ASSOCIATION (NFPA) HAZARDOUS FLAMMABLE SOLID OXYGEN HANDLING CODE AND ALL APPLICABLE REGULATIONS.
15. ALL WORK SHALL BE IN ACCORDANCE WITH THE LATEST EDITIONS OF THE NATIONAL FIRE PROTECTION ASSOCIATION (NFPA) HAZARDOUS FLAMMABLE GAS OXYGEN HANDLING CODE AND ALL APPLICABLE REGULATIONS.
16. ALL WORK SHALL BE IN ACCORDANCE WITH THE LATEST EDITIONS OF THE NATIONAL FIRE PROTECTION ASSOCIATION (NFPA) HAZARDOUS FLAMMABLE LIQUID OXYGEN HANDLING CODE AND ALL APPLICABLE REGULATIONS.
17. ALL WORK SHALL BE IN ACCORDANCE WITH THE LATEST EDITIONS OF THE NATIONAL FIRE PROTECTION ASSOCIATION (NFPA) HAZARDOUS FLAMMABLE SOLID OXYGEN HANDLING CODE AND ALL APPLICABLE REGULATIONS.
18. ALL WORK SHALL BE IN ACCORDANCE WITH THE LATEST EDITIONS OF THE NATIONAL FIRE PROTECTION ASSOCIATION (NFPA) HAZARDOUS FLAMMABLE GAS OXYGEN HANDLING CODE AND ALL APPLICABLE REGULATIONS.
19. ALL WORK SHALL BE IN ACCORDANCE WITH THE LATEST EDITIONS OF THE NATIONAL FIRE PROTECTION ASSOCIATION (NFPA) HAZARDOUS FLAMMABLE LIQUID OXYGEN HANDLING CODE AND ALL APPLICABLE REGULATIONS.
20. ALL WORK SHALL BE IN ACCORDANCE WITH THE LATEST EDITIONS OF THE NATIONAL FIRE PROTECTION ASSOCIATION (NFPA) HAZARDOUS FLAMMABLE SOLID OXYGEN HANDLING CODE AND ALL APPLICABLE REGULATIONS.



S02.03.04