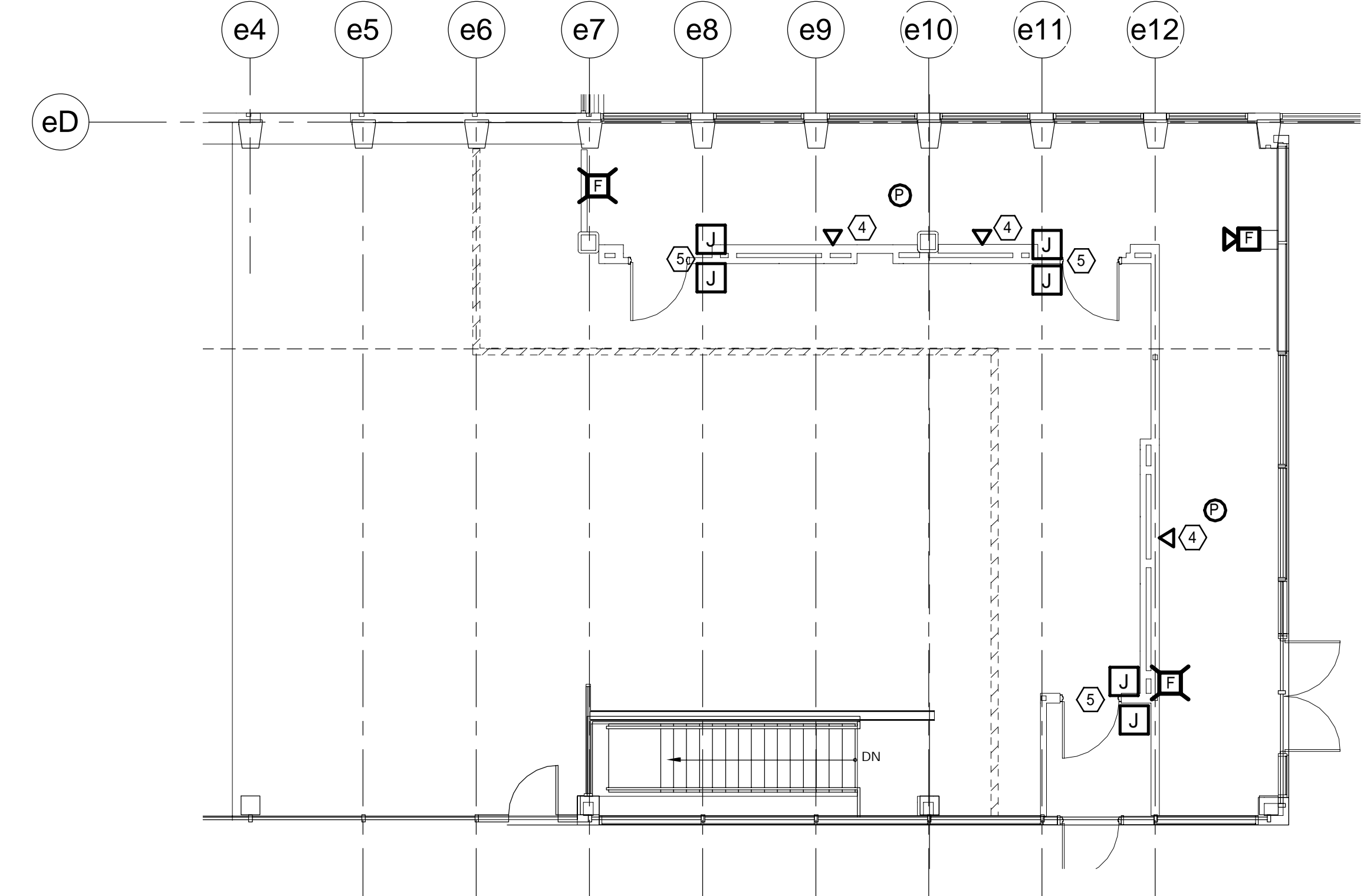
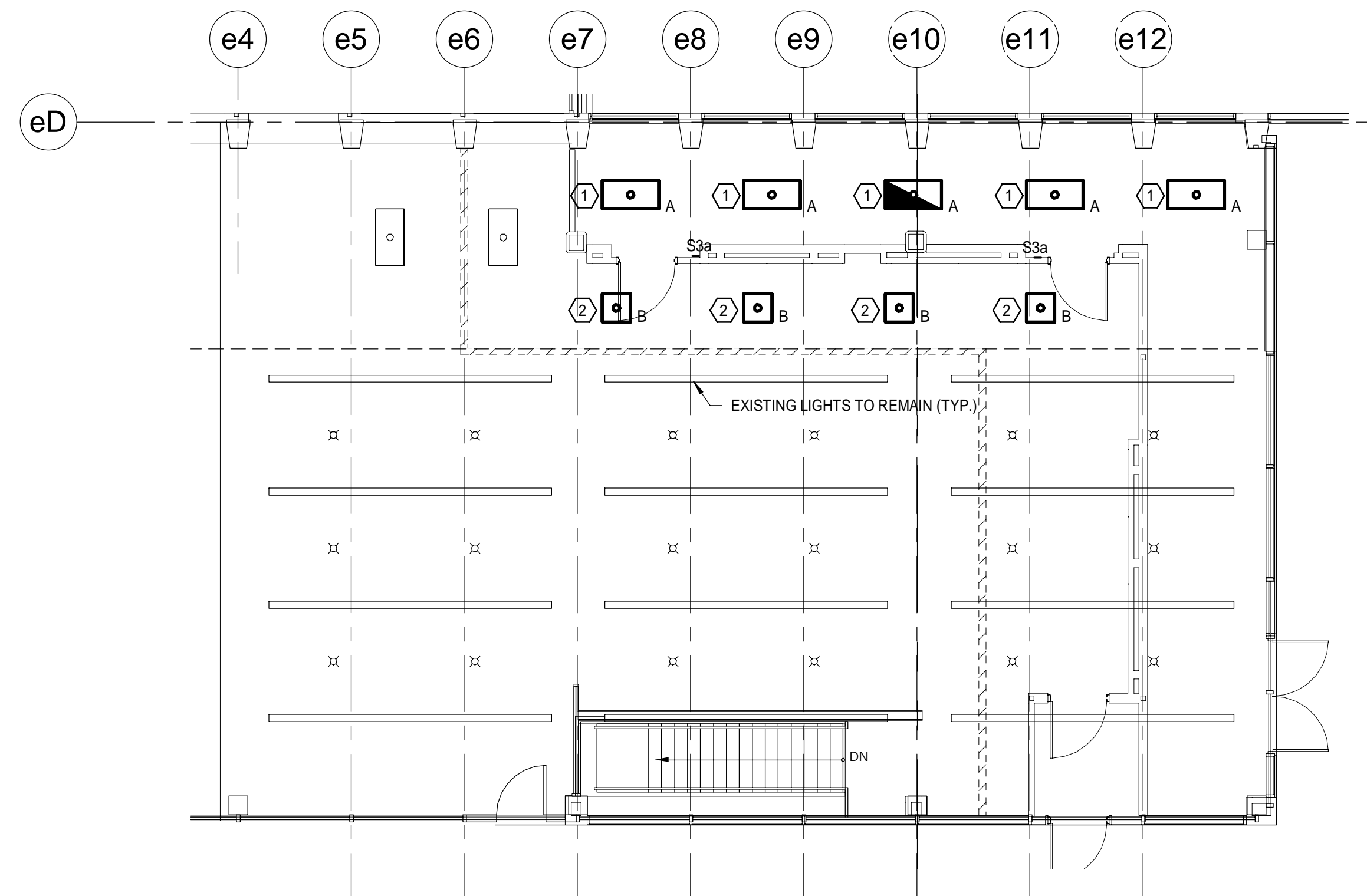


LIGHT FIXTURE SCHEDULE					
TYPE	DESCRIPTION	MFR.	LAMPS	MOUNTING	NOTES
A	EXISTING 2x4 & 2x2 RECESSED PARABOLICS WITH SEMI SPECULAR REFLECTOR. 277V	EXISTING TO BE RELOCATED	3-32W T8 3500 K	CEILING RECESSED	RELOCATE FIXTURES AS INDICATED.
B	2x2 RECESSED HIGH PERFORMANCE LED FIXTURE WITH FROSTED DIFFUSER AND BOOSTED OUTPUT LIGHT ENGINE. 277V	FINELITE HPRLED-A-22	37W LED 3500 K	CEILING RECESSED	

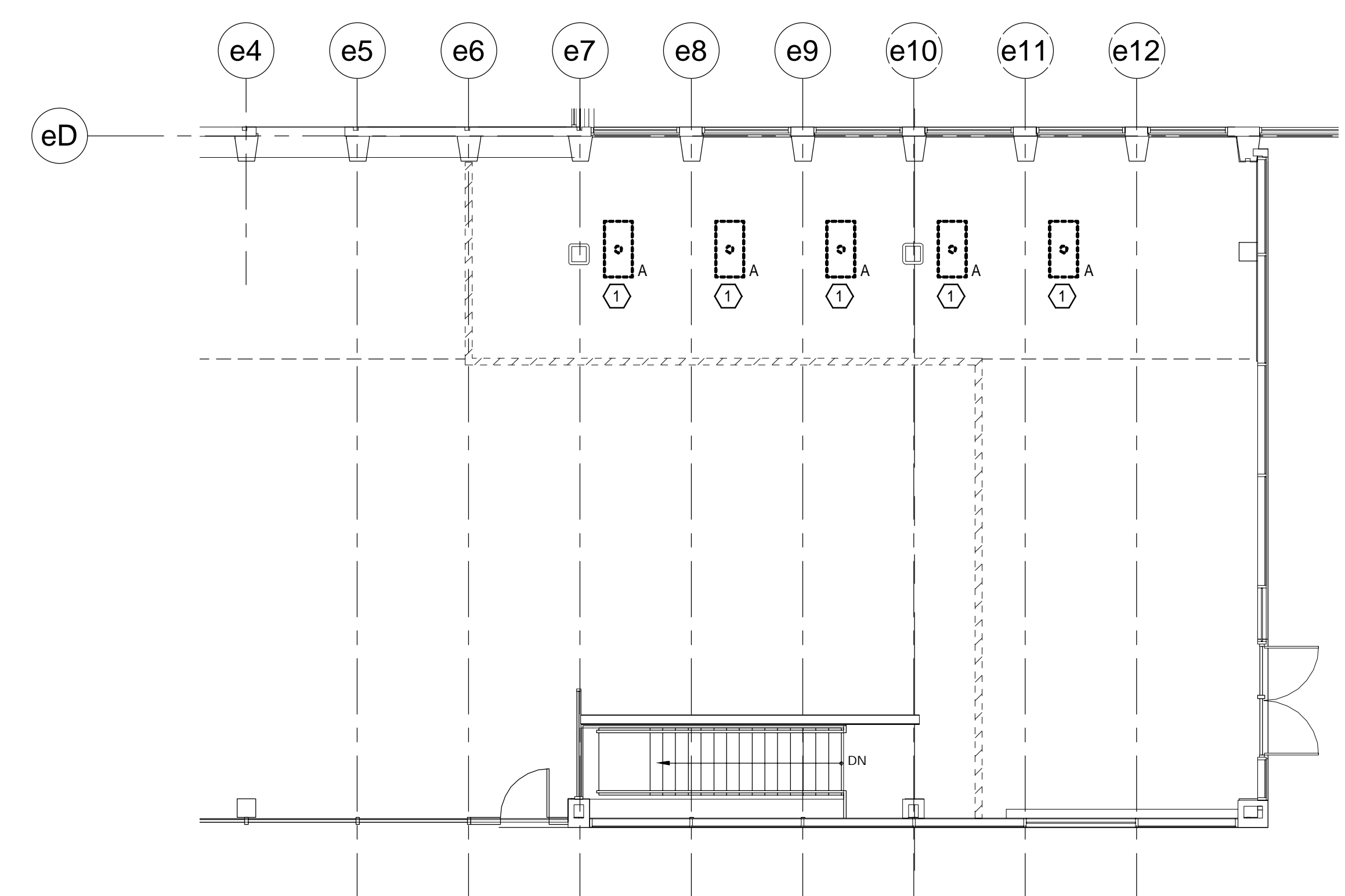
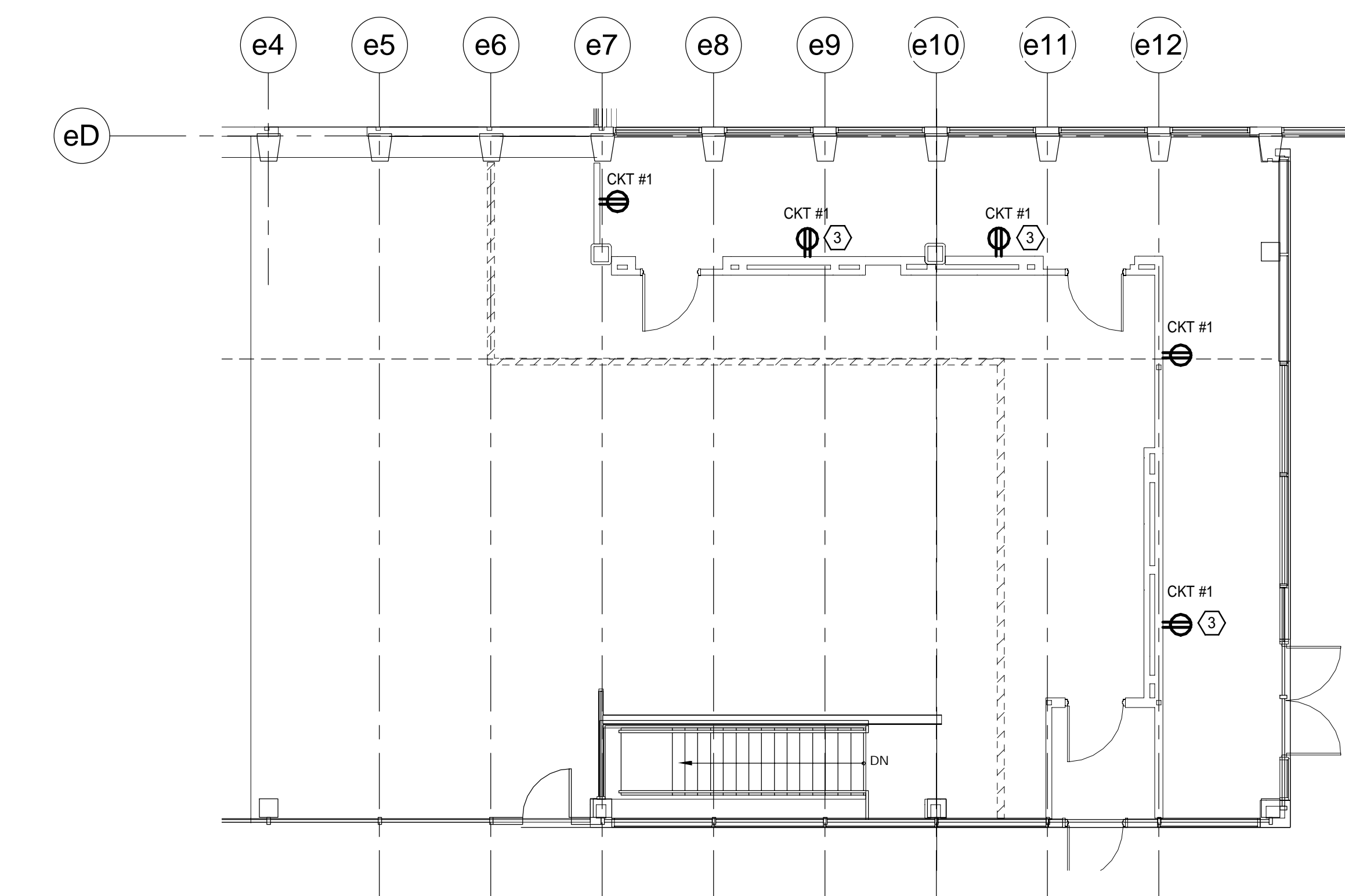
- NOTES:**
- SEE SHEET 1.E-001 FOR LEGEND AND GENERAL NOTES.
  - EXTEND EXISTING SIMPLEX FIRE ALARM SYSTEM TO NEW NOTIFICATION DEVICES SHOWN. PROVIDE ALL DEVICES, BOXES CONDUIT, WIRING, EQUIPMENT AND PROGRAMMING REQUIRED TO MAINTAIN A COMPLETE AND OPERABLE SYSTEM.

- KEYED NOTES:**
- EXISTING TYPE A FIXTURES TO BE REMOVED AND RELOCATED TO NEW LOCATIONS SHOWN ON LIGHTING PLAN. UTILIZE EXISTING BRANCH CIRCUIT TO RE-FEED LIGHTS AND PROVIDE NEW SWITCHING AS INDICATED. ONE FIXTURE TO BE FED FROM NEAREST EMERGENCY LIGHTING CIRCUIT. CLEAN AND RE-LAMP FIXTURES PRIOR TO RE-INSTALLATION.
  - NEW TYPE B FIXTURES TO BE FED FROM THE SAME CIRCUIT AND CONTROLLED BY SAME CONTROLS THAT ADJACENT PENDANT FIXTURES ARE FED AND CONTROLLED BY.
  - MOUNT RECEPTACLE 84" AFF TO BOTTOM OF DEVICE INSIDE RECESS FOR VIDEO MONITOR. FIELD VERIFY LOCATION OF PANEL BOARD THAT HAS SPARE CIRCUIT TO FEED NEW RECEPTACLES SHOWN.
  - PROVIDE EMPTY OUTLET BOX MOUNTED 84" AFF TO BOTTOM OF BOX. RUN TWO 1" CONDUITS FROM BOX TO CEILING SPACE OF BAGGAGE CLAIM AREA.
  - PROVIDE EMPTY OUTLET BOXES WITH A 3/4" CONDUIT RUN DOWN TO CEILING SPACE OF BAGGAGE CLAIMING TO ALLOW OWNERS SECURITY VENDOR TO INSTALL CARD READERS AND EXIT DEVICES.





4 2ND FLOOR - 1 LIGHTING PLAN  
1/8" = 1'-0"

3 2ND FLOOR - 1 SYSTEMS PLAN  
1/8" = 1'-0"



2 2ND FLOOR - 1 POWER PLAN  
1/8" = 1'-0"

1 2ND FLOOR - 1 DEMO PLAN  
1/8" = 1'-0"



ARCHITECTURE 144 Fore Street P.O. Box 618  
Portland, Maine 04104  
tel. (207) 772-3846  
fax. (207) 772-1070  
www.smrtinc.com

ENGINEERING  
PLANNING  
INTERIORS  
ENERGY

SMART PROJECT NO. PROJECT MGR. JCDRAWN A/E OF RECORD  
DRL CDS  
17033

REV.	DATE	ISSUED FOR CONSTRUCTION
0	12/21/17	STATUS: BY: DATE: 12/21/17

THIS PLAN SHALL NOT BE MODIFIED WITHOUT WRITTEN PERMISSION FROM SEBAGO TECHNOLOGICS, INC. ALL CHANGES SHALL BE AT THE USER'S SOLE RISK AND WITHOUT LIABILITY TO SEBAGO TECHNOLOGICS, INC.

**SEBAGO TECHNOLOGICS**  
WWW.SEBAGOTECHNICS.COM  
75 John Roberts Rd., Suite 1A  
South Portland, ME 04086  
Tel. 207.200.2100  
Tel. 207.783.6666

PROJECT NO. FIELD BOOK DESIGN CHKD DRAWN

2ND FLOOR - PLANS  
OF:  
PORTLAND INTERNATIONAL JETPORT  
GATE UPGRADES  
1001 WESTBROOK STREET  
PORTLAND, MAINE 04102

DATE	SCALE
12/14/17	As Indicated