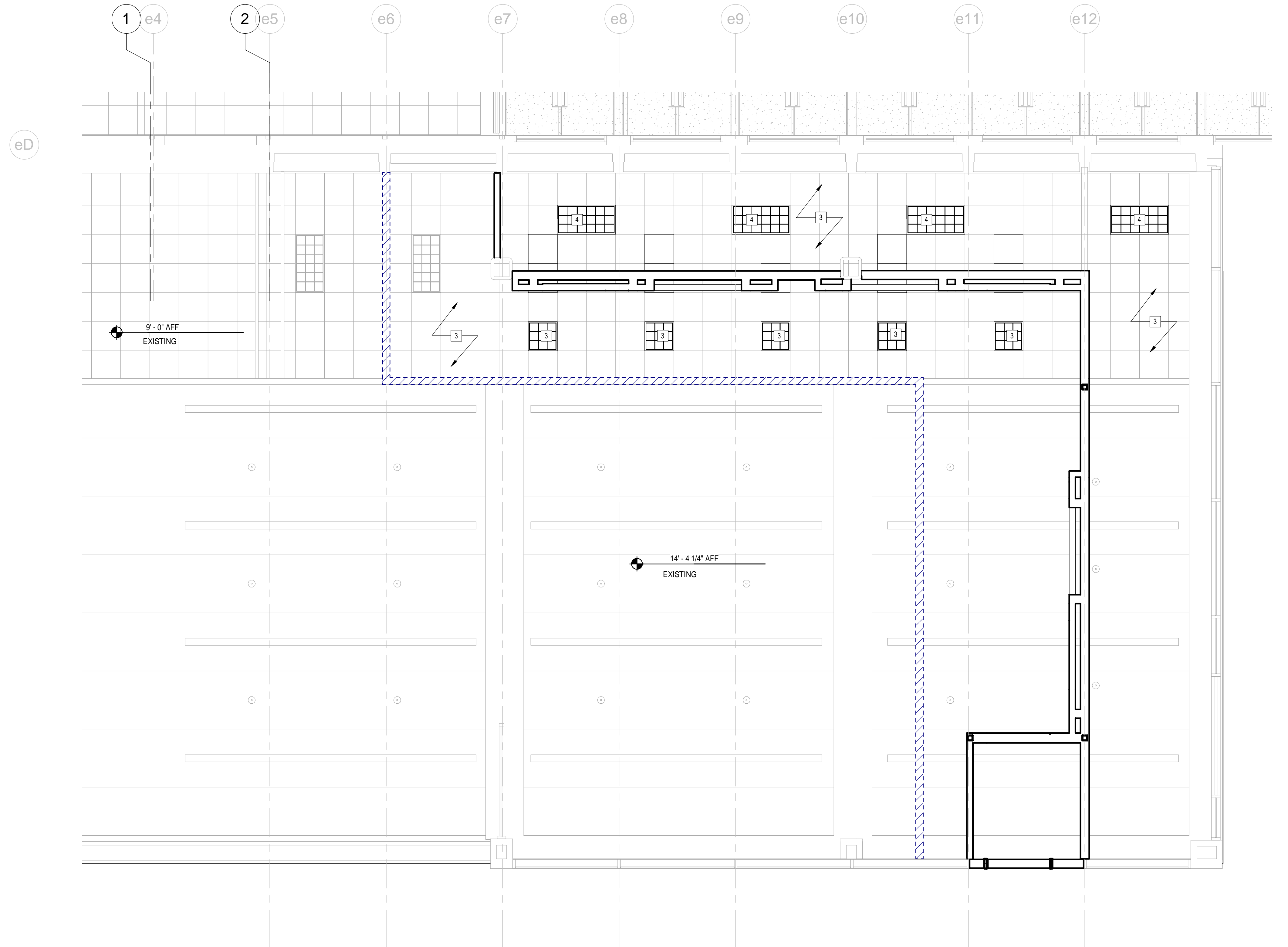


PLAN KEY NOTES

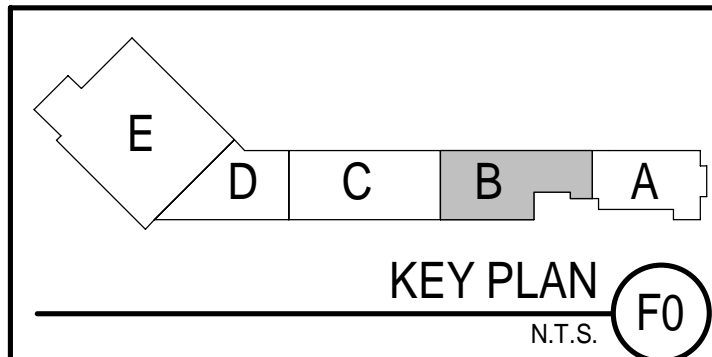

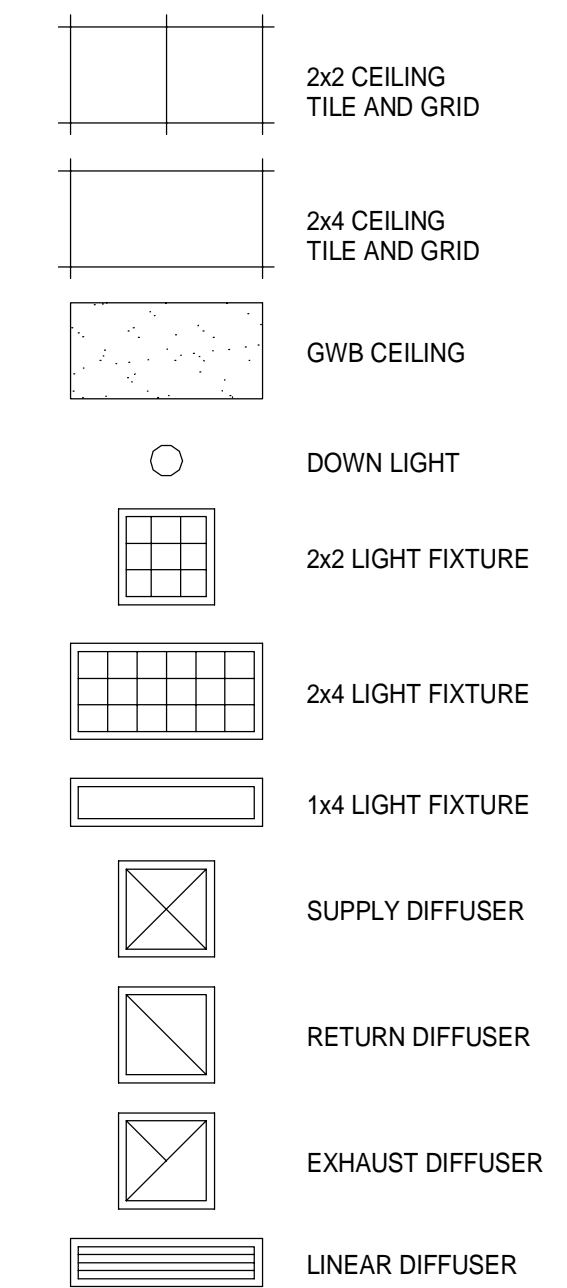
- 1 CORNER GUARD
- 2 PROVIDE DIV 5 COLD FORMED STUD WALL BOXED HEADER AT WALL TOP WHERE INDICATED BY
- 3 LIGHT FIXTURE, RE: ELEC.
- 4 RELOCATED EXISTING LIGHT FIXTURE, RE: MECH.
- 5 RECONFIGURE CEILING AS SHOW.

GENERAL NOTES


- 1. SEE SHEET 1.G-001 FOR GENERAL PROJECT NOTES, LEGENDS, AND ABBREVIATIONS.
- 2. SEE FINISH SCHEDULE FOR CEILING AND CEILING GRID TYPES.
- 3. EXCEPT WHERE INDICATED, CENTER CEILING GRIDS IN ROOMS. USE HALF TILES OR GREATER AT PERIMETERS WHEN POSSIBLE.
- 4. ALIGN CEILING ITEMS AS SHOWN, WITH COMMON CENTERLINES TYPICALLY. CENTER ITEMS IN CEILING, OR IN AREAS UNLESS INDICATED OTHERWISE.
- 5. WHERE TEGULAR OR BEVELED TILE IS USED, PAINT ALL CUT EDGES TO MATCH.
- 6. WHERE ARCHITECTURAL DRAWINGS DEPICT MECHANICAL OR ELECTRICAL ITEMS OR EQUIPMENT (LIGHTS, DIFFUSERS, ETC.) INSTALLATION OF SUCH ITEMS SHALL BE COORDINATED WITH EACH RESPECTIVE TRADE SUB-CONTRACTORS.
- 7. SEE MECHANICAL, AND ELECTRICAL DRAWINGS FOR ADDITIONAL INFORMATION.



CEILING LEGEND:



1 2ND FLOOR - 1 REFLECTED CEILING PLAN
1/4" = 1'-0"



ARCHITECTURE 144 Fore Street P.O. Box 618
Portland, Maine 04104
Tel: (207) 772-3846
Fax: (207) 772-1070
www.srmitc.com

ENGINEERING
PLANNING
INTERIORS
ENERGY

SMART PROJECT NO. 17033

PROJECT MGR JCDRAWN
Author
DRL
AE OF RECORD
Checker

ISSUED FOR CONSTRUCTION	12/21/17	DATE:
STATUS:		BY:
0		REV:

THIS PLAN SHALL NOT BE MODIFIED WITHOUT WRITTEN PERMISSION FROM SEBAGO TECHNICS, INC. ALL CHANGES SHALL BE AT THE USER'S RISK AND WITHOUT LIABILITY TO SEBAGO TECHNICS, INC.

SEBAGO TECHNICS

WWW.SEBAGOTECHNICS.COM
75 John Roberts Rd., Suite 1A
South Portland, ME 04086
Tel: (207) 202-1100
Fax: (207) 783-6660

PROJECT NO. | FIELD BOOK | DESIGN | CHKD | DRAWN

2ND FLOOR - REFLECTED CEILING PLAN

OF:
PORTLAND INTERNATIONAL JETPORT
GATE UPGRADES
1001 WESTBROOK STREET
PORTLAND, MAINE 04102

DATE	SCALE
12/21/17	As indicated

1.AE122