


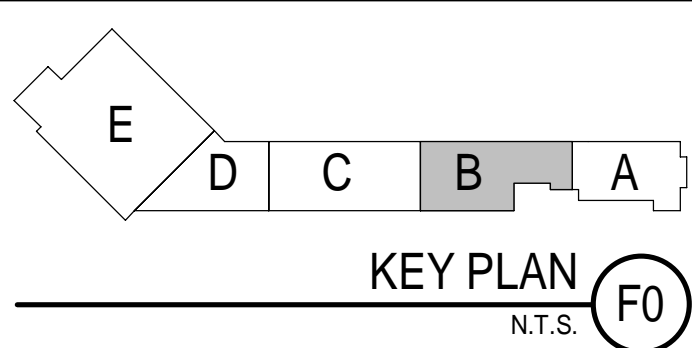

1 2ND FLOOR - 1 FLOOR PLAN
1/4" = 1'-0"

PLAN KEY NOTES

- 1 CORNER GUARD
- 2 PROVIDE DIV 5 COLD FORMED STUD WALL BOXED HEADER AT WALL TOP WHERE INDICATED BY
- 3 LIGHT FIXTURE, RE: ELEC.
- 4 RELOCATED EXISTING LIGHT FIXTURE, RE: MECH.
- 5 RECONFIGURE CEILING AS SHOW.

GENERAL NOTES

- 1. SEE SHEET 1.G-001 FOR GENERAL PROJECT NOTES, LEGENDS, AND ABBREVIATIONS.
- 2. SEE SHEET 1.G-002 FOR WALL TYPES, ROOF TYPES, TOP OF WALL DETAILS, AND GENERAL MOUNTING HEIGHTS.
- 3. CONTRACTOR IS RESPONSIBLE FOR REVIEWING CODE COMPLIANCE PLANS AND NOTIFYING THE ARCHITECT OF CONFLICTS BETWEEN WHAT IS IN THE FIELD AND ON THE CODE DOCUMENTS.
- 4. DIMENSIONS ARE FACE OF CONCRETE, FACE OF MASONRY, AND CENTERLINE OF STUD, UNLESS NOTED OTHERWISE.
- 5. DOOR JAMBS (HINGE SIDE) SHALL BE 6" FROM CORNER IN STUD PARTITIONS AND 8" FROM CORNER IN MASONRY PARTITIONS UNLESS NOTED OTHERWISE.
- 6. REFER TO DETAILS FOR ADDITIONAL DIMENSIONING INFORMATION. REFER TO ENLARGED PLANS FOR PARTITIONS TYPES AND DIMENSIONS IN AREAS WHICH ARE DETAILED AT A LARGER SCALE.



ARCHITECTURE 144 Fore Street, P.O. Box 618
Portland, Maine 04104
Tel: (207) 775-3846
Fax: (207) 775-1070
www.srmlinc.com

SMART ENERGY

PROJECT NO. 17033
PROJECT MGR. JCDRAWN
AUTHOR. JCDRAWN
DRL. JCDRAWN
A/E OF RECORD. JCDRAWN
CHECKER. JCDRAWN

| REV. | BY | DATE | STATUS |
|------|----|----------|-------------------------|
| 0 | | 12/21/17 | ISSUED FOR CONSTRUCTION |

THIS PLAN SHALL NOT BE MODIFIED WITHOUT WRITTEN PERMISSION FROM SEBAGO TECHNICS, INC. ALL CHANGES SHALL BE AT THE USER'S SOLE RISK AND WITHOUT LIABILITY TO SEBAGO TECHNICS, INC.

SEBAGO TECHNICS

WWW.SEBAGOTECHNICS.COM
75 John Roberts Rd., Suite 1A
South Portland, ME 04086
Tel: (207) 200-2100
Fax: (207) 783-5669

PROJECT NO. | FIELD BOOK | DESIGN | CHKD | DRAWN

2ND FLOOR - FLOOR PLAN
OF:
PORTLAND INTERNATIONAL JETPORT
GATE UPGRADES
1001 WESTBROOK STREET
PORTLAND, MAINE 04102

| DATE | SCALE |
|----------|--------------|
| 12/21/17 | As indicated |

1.AE102