


GENERAL NOTES

1. SEE SHEET PL001 FOR LEGEND AND ABBREVIATIONS.

KEYNOTE	KEYNOTE DESCRIPTION
1	EXTEND EXISTING SPRINKLER SYSTEM TO PROVIDE COVERAGE THROUGHOUT AREA OF RENOVATION.
2	CONNECT 1/2" CW, 1/2" HW, AND 1-1/2" W TO EXISTING POROVISONS IN WALL.
3	CONNECT 3/4" CW, 2" V AND, 2" S TO EXISTING PROVISIONS IN WALL. MODIFY AND REWORK EXISTING DWV AS REQUIRED FOR NEW FIXTURE LOCATIONS.
4	CONNECT 1-1/4" CW, 4" S AND, 2" V TO EXISTING PROVISIONS IN CHASE. MODIFY AND RE-WORK EXISTING DWV SYSTEM AS REQUIRED FOR INSTALLATION OF NEW CARRIERS.



ARCHITECTURE 144 Fore Street P.O. Box 618
Portland, Maine 04104
Tel. (207) 775-3646
Fax. (207) 775-1070
www.smrtinc.com

ENGINEERING
PLANNING
INTERIORS
ENERGY

SMRT

PROJECT NO. 17033
PROJECT MGR. JCDRAWN
JC
DRL
AE OF RECORD
KOD

REV.	BY	DATE	ISSUED FOR CONSTRUCTION
0		12/21/17	STATUS: DATE: 12/21/17

THIS PLAN SHALL NOT BE MODIFIED WITHOUT WRITTEN PERMISSION FROM SEBAGO TECHNICS, INC.
USERS ASSUME RISK AND WITHOUT LIABILITY TO SEBAGO TECHNICS, INC.

SEBAGO
TECHNICS

WWW.SEAGOTECHNICS.COM
75 John Roberts Rd., Suite 1A
South Portland, ME 04086
Tel. (207) 200-2100
Fax (207) 785-5660

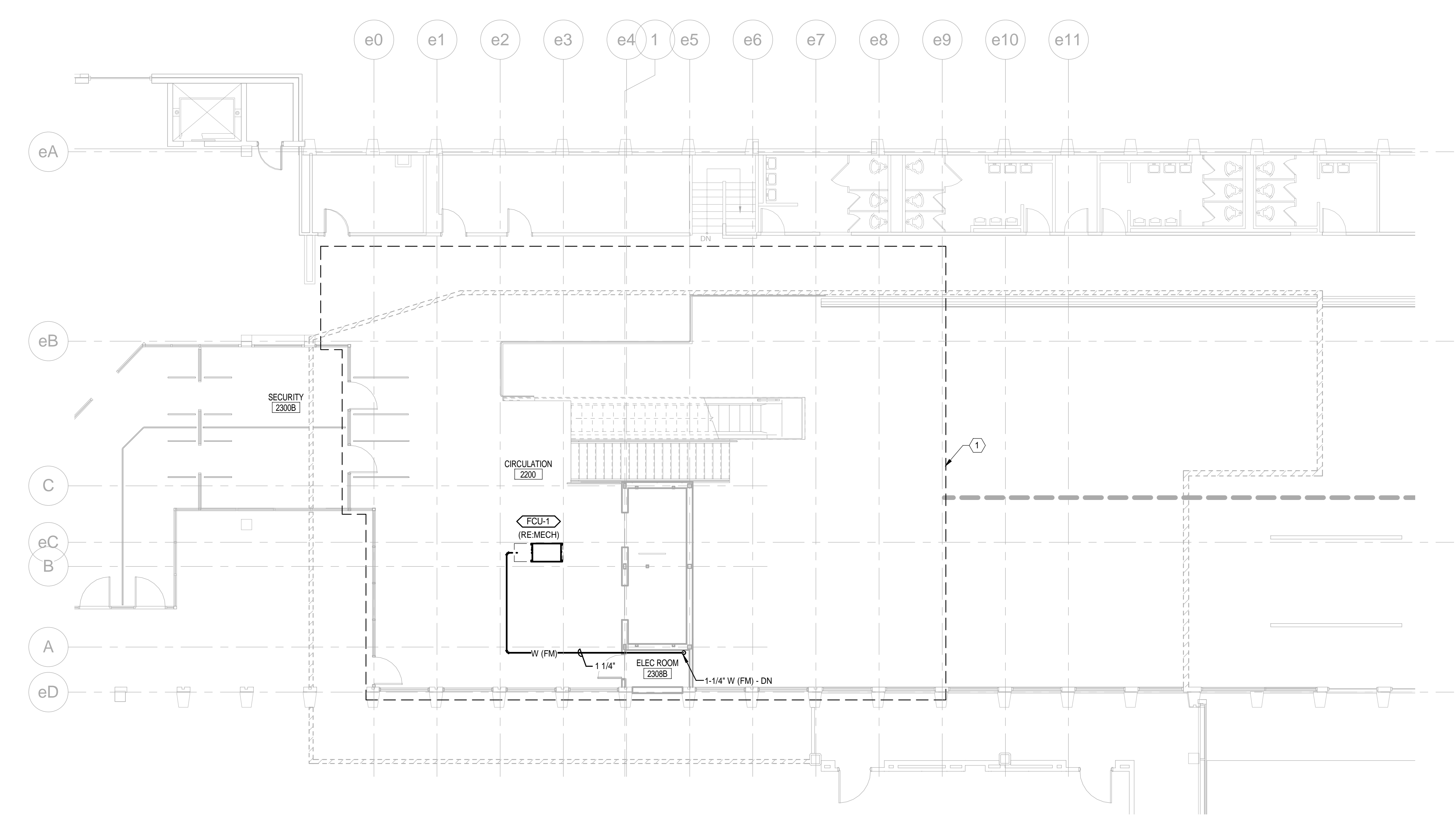
PROJECT NO. 17033
FIELD BOOK
DESIGN
CHKD
DRAWN

2ND FLOOR PLUMBING AND FIRE PROTECTION
PLAN OF:
VERTICAL CIRCULATION IMPROVEMENTS

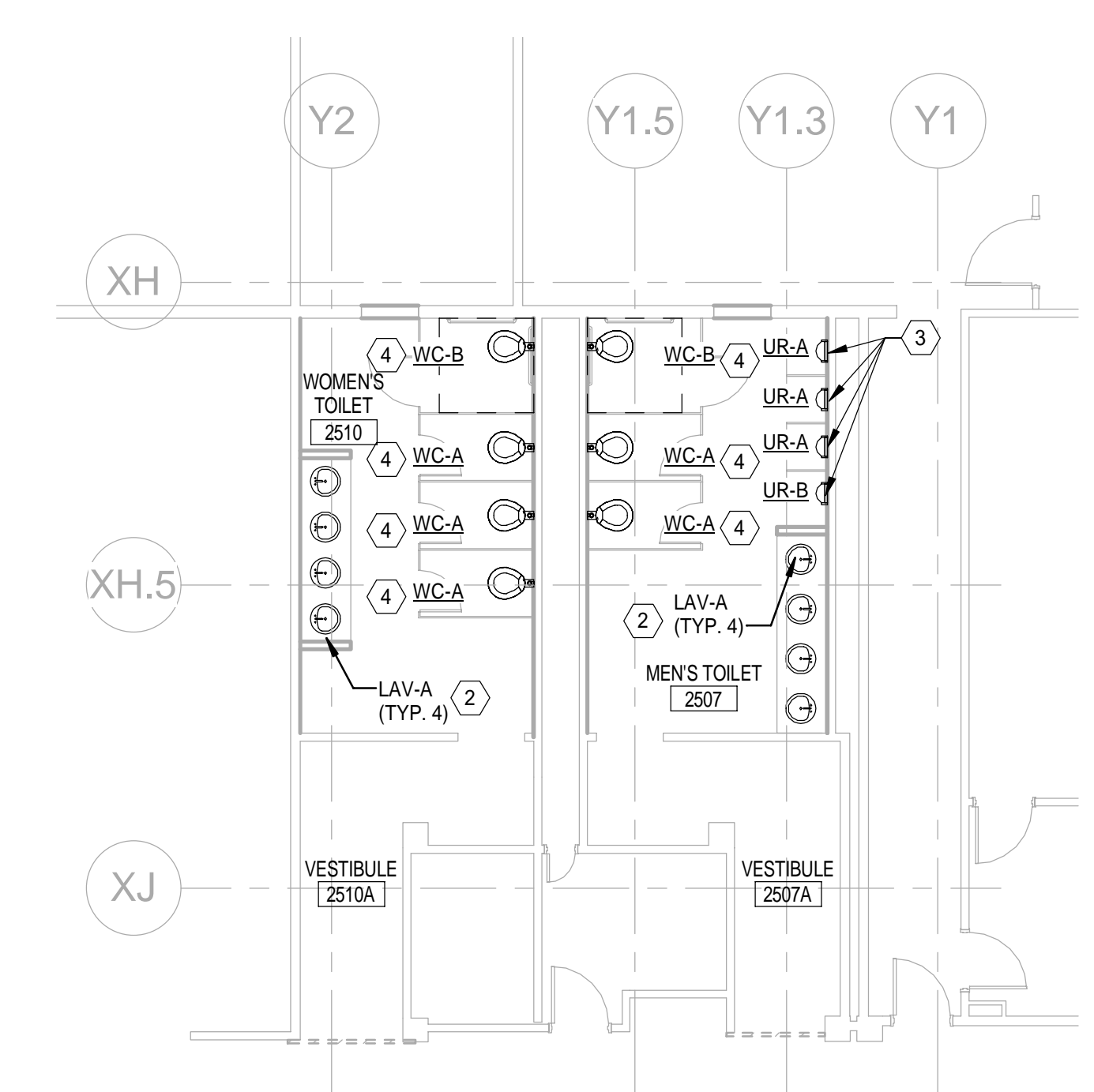
1001 WESTBROOK STREET
PORTLAND, MAINE 04102

DATE	SCALE
12/21/17	1/8" = 1'-0"

2.PL102



2 2ND FLOOR - PLUMBING AND FIRE PROTECTION PLAN
1/8" = 1'-0"



1 2ND FLOOR - PLUMBING RESTROOM PLAN
1/8" = 1'-0"

