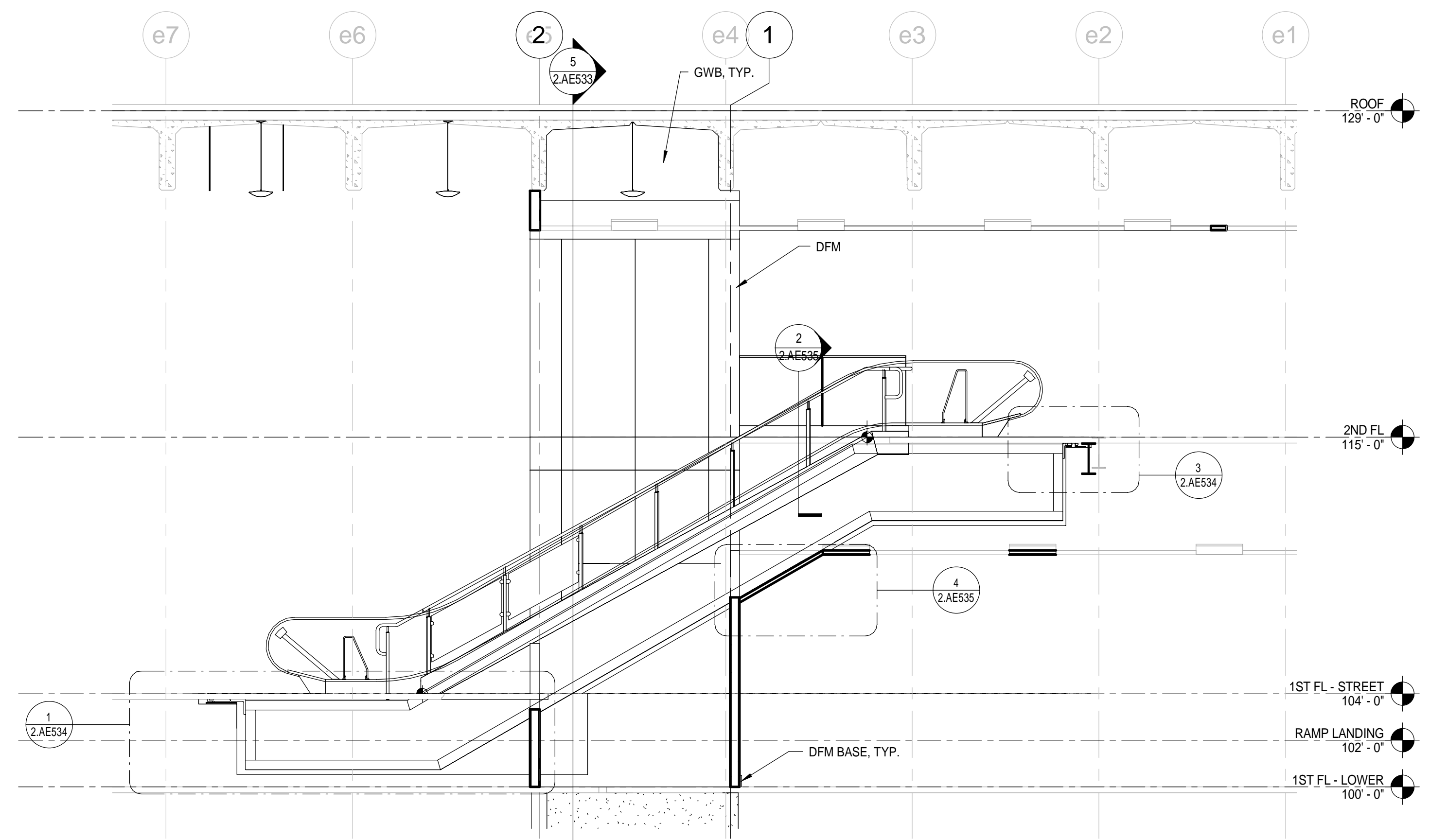
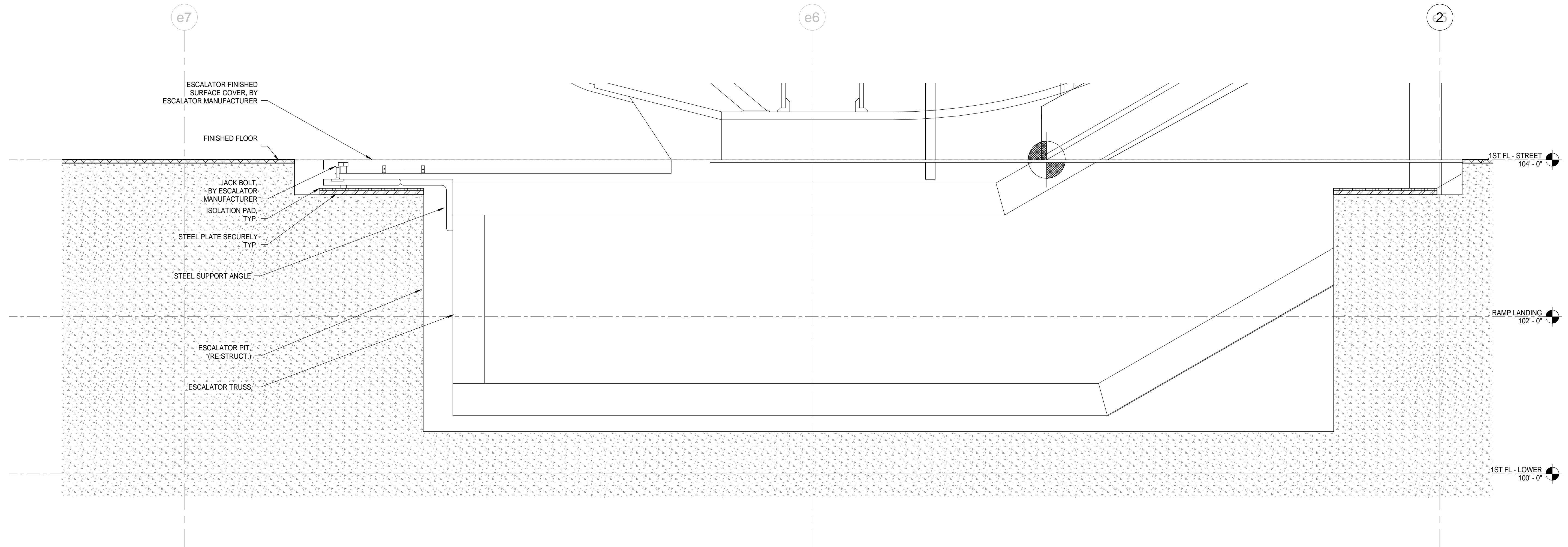



3 SECTION DETAIL - ESCALATOR AT LEVEL 3 FLOOR
1 1/2" = 1'-0"



2 ESCALATOR SECTION
1/4" = 1'-0"



1 SECTION DETAIL - ESCALATOR AT LEVEL 2 FLOOR
1 1/2" = 1'-0"



ARCHITECTURE 144 Fore Street, P.O. Box 618
Portland, Maine 04104
Tel: (207) 775-3846
Fax: (207) 775-1070
www.smartr.com

ENGINEERING INTERIORS ENERGY

SMRT PROJECT NO.: PROJECT MGR LJC/DRAWN JAE OF RECORD
17033 DRL MOH DRL

REV.	DATE	BY	ISSUED FOR CONSTRUCTION
0	12/21/17		STATUS: DATE: 12/21/17

THIS PLAN SHALL NOT BE MODIFIED WITHOUT WRITTEN PERMISSION FROM SEBAGO TECHNICS, INC. USER'S SOLE RISK AND WITHOUT LIABILITY TO SEBAGO TECHNICS, INC.

SEBAGO
TECHNICS

WWW.SEBAGOTECHNICS.COM
75 John Roberts Rd., Suite 1A
South Portland, ME 04086
Tel: (207) 775-3846
Fax: (207) 775-1070

PROJECT NO. 17033 DESIGN CHKD DRAWN

ESCALATOR DETAILS

OF:
PORTLAND INTERNATIONAL JETPORT
VERTICAL CIRCULATION IMPROVEMENTS
1001 WESTBROOK STREET
PORTLAND, MAINE 04102

DATE	SCALE
12/21/17	As indicated

2.AE534