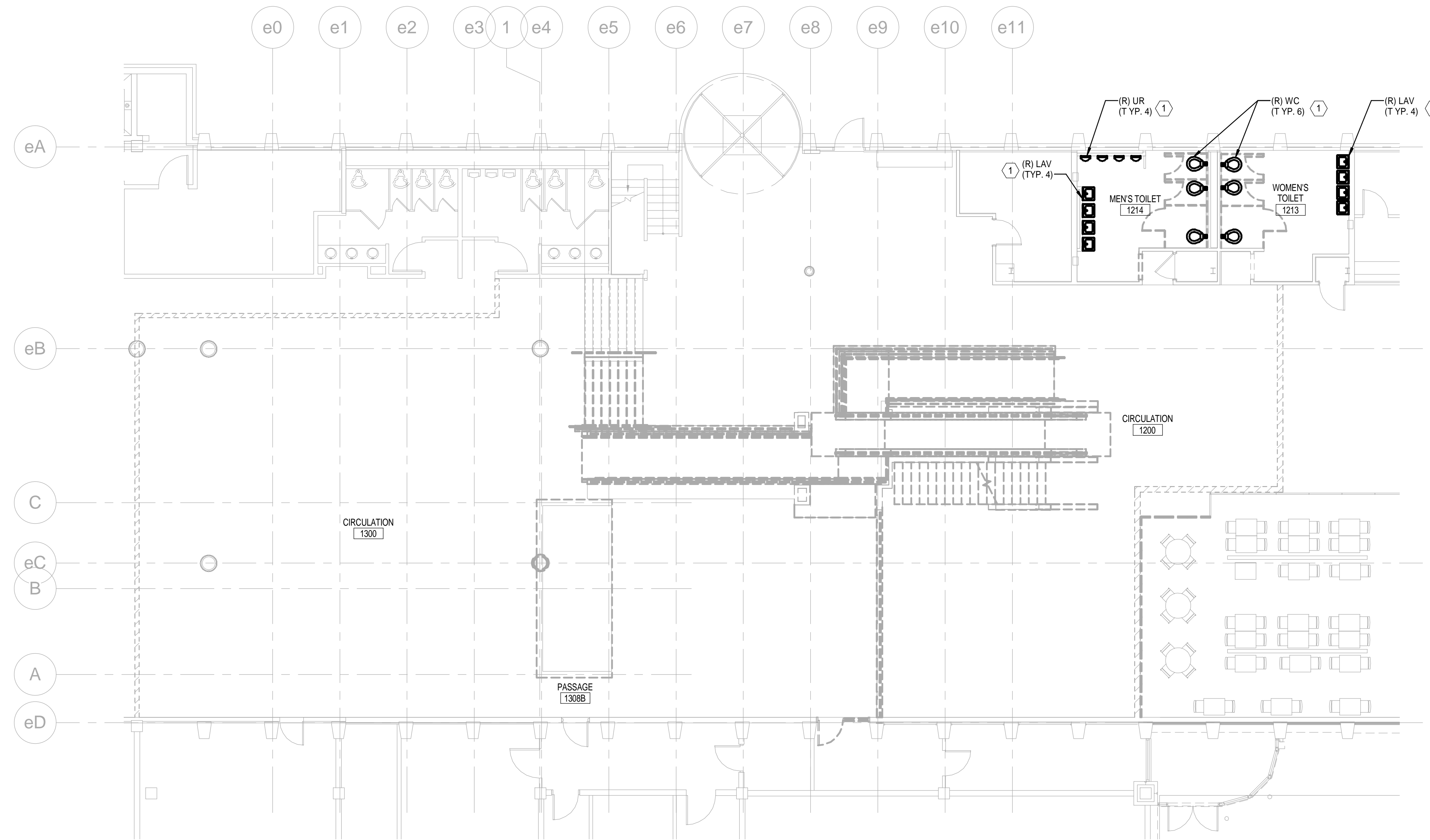


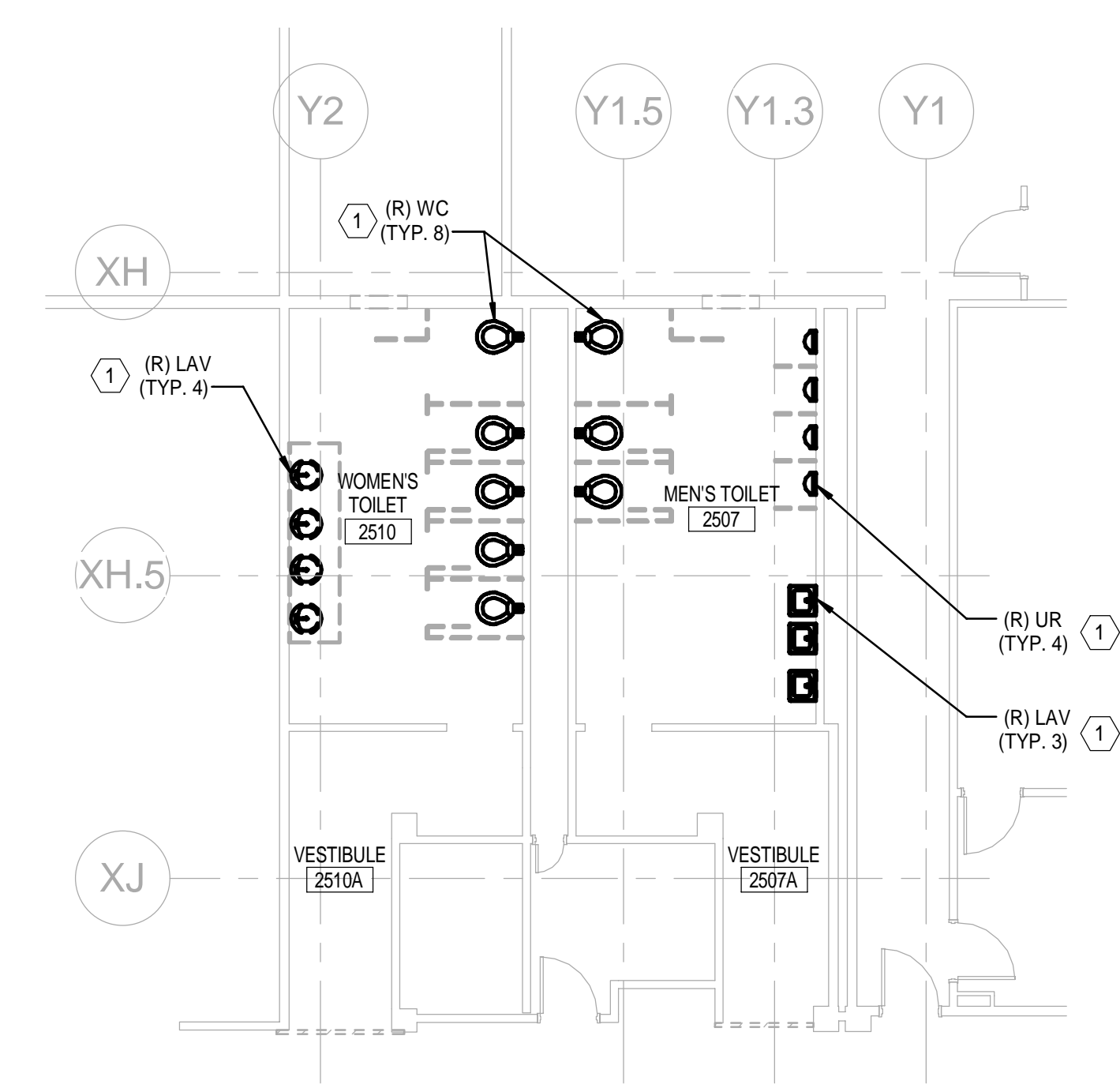
GENERAL NOTES

1. SEE SHEET PL001 FOR LEGEND AND ABBREVIATIONS.


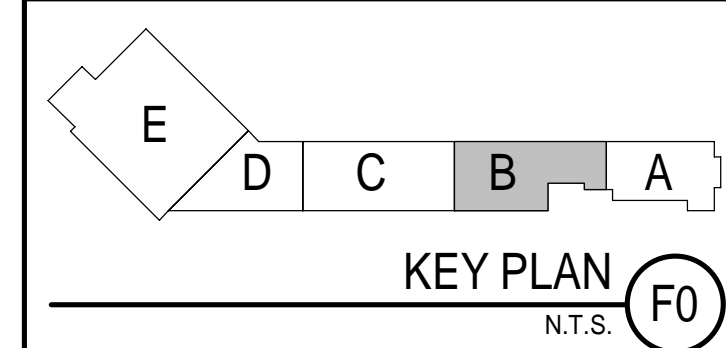

KEYNOTE	KEYNOTE DESCRIPTION
1	REMOVE FIXTURE SUPPORTS, AND ALL ASSOCIATED TRIM-COMPLETE. REMOVE CW, HW, V AND W PIPING TO A POINT WITHIN WALL/FLOOR AND PREPARE FOR CONNECTION OF NEW FIXTURE. PATCH WALL/FLOOR TO MATCH EXISTING (RE:ARCH).



1 1ST FLOOR - PLUMBING DEMOLITION PLAN
1/8" = 1'-0"



2 2ND FLOOR - PLUMBING RESTROOM DEMOLITION PLAN
1/8" = 1'-0"



ARCHITECTURE 144 Fore Street, P.O. Box 618
Portland, Maine 04104
tel. (207) 775-3646
fax. (207) 775-1070
www.smrtinc.com

SMART
ARCHITECTURE
ENGINEERING
PLANNING
INTERIORS
ENERGY

PROJECT NO. 17033
PROJECT MGR. JC
DRAWN BY. JC
CHECKED BY. JC
DATE OF RECORD. KOD

REV.	BY	DATE	STATUS
0		12/21/17	ISSUED FOR CONSTRUCTION

THIS PLAN SHALL NOT BE MODIFIED WITHOUT WRITTEN PERMISSION FROM SEBAGO TECHNICS, INC.
USERS ASSUME RISK AND WITHOUT LIABILITY TO SEBAGO TECHNICS, INC.

SEBAGO
TECHNICS

WWW.SEAGOTECHNICS.COM
75 John Roberts Rd., Suite 1A
South Portland, ME 04086
Tel: (207) 201-2100
Fax: (207) 783-6660

PROJECT NO. 17033
FIELD BOOK
DESIGN
CHKD
DRAWN

1ST AND 2ND FLOOR PLUMBING DEMOLITION PLAN
OF
VERTICAL CIRCULATION IMPROVEMENTS
1001 WESTBROOK STREET
PORTLAND, MAINE 04102

DATE	SCALE
12/21/17	1/8" = 1'-0"