

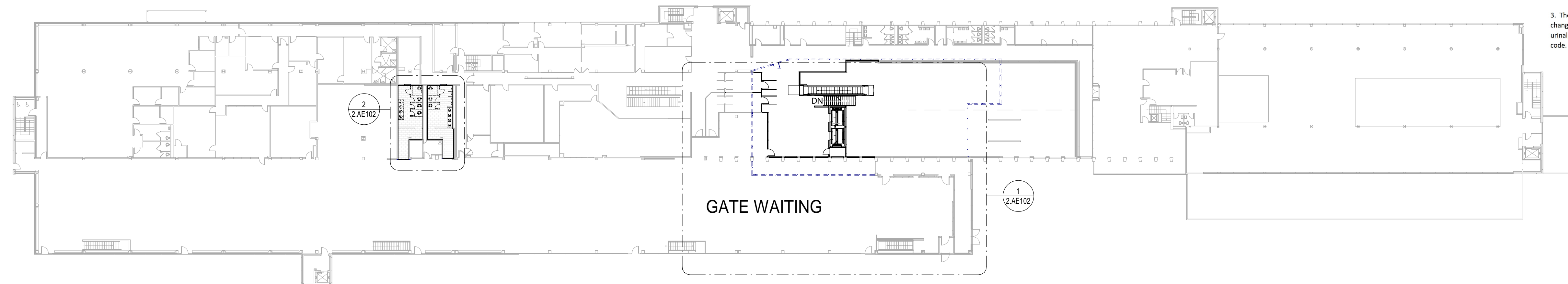
ARCHITECTURE 144 Fore Street P.O. Box 618
 Portland, Maine 04104
 Tel: (207) 772-3846
 Fax: (207) 772-1070
 www.smartrc.com

ENGINEERING
 PLANNING
 INTERIORS
 ENERGY

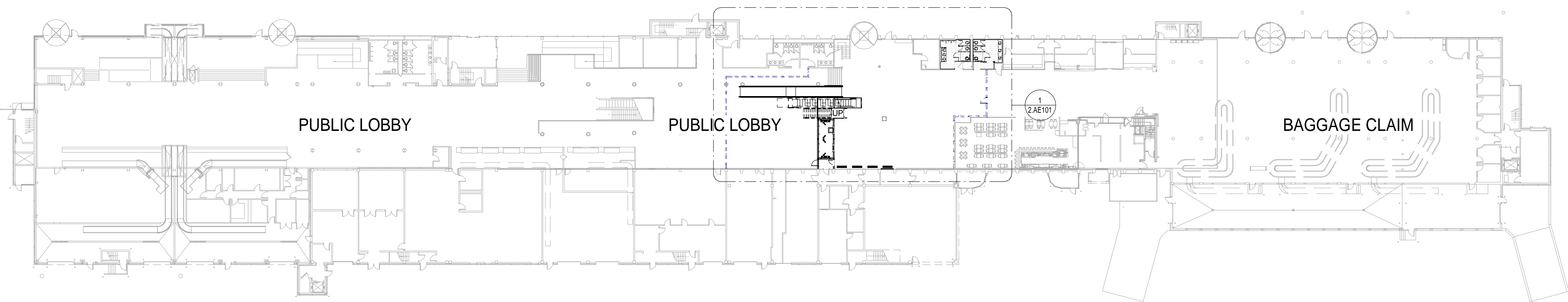
SMRT PROJECT NO. PROJECT MGR. JCDRAWN JAE OF RECORD
 DFL Author Checker
 17033

	Gross Square Feet	SF/Occupant	Public Occupants	Employee Occupants	Total	Existing Fixtures Required	Existing Fixtures	Existing Fixtures Less Proposed Removals
Street Level	81,100							
Restaurant	1,700	15	114					
Baggage Claim	11,400	20	570					
Concourse	8,000	300		27				
Business	26,500	100	265					
Business	33,500	100		335				
Upper Level	86,200							
Mercantile	2,900	60	49					
Concourse	10,600	100	106					
Waiting	15,500	15	1,034					
Business	44,900	100		449				
Storage	1,100	300		4				
Warehouse	11,200	500		23				
Penthouses								
Machine Rooms	11,400	300		38				
Total	167,300		2,139	878				
Males								
Water Closets			5	5	9	15	15	OK
Urinals			6	4	10	17	16	OK
Lavatories			6	6	11	18	17	OK
Females								
Water Closets			14	12	26	23	23	OK
Lavatories			8	7	15	20	19	OK

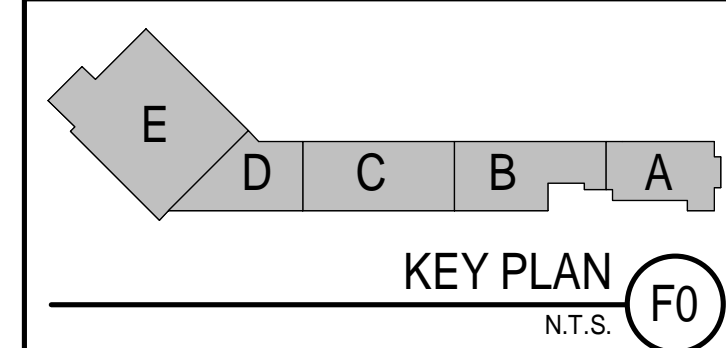

- Notes:
- Employee and public occupant loads were calculated utilizing 2009 IBC Table 1004.1.1. Spaces classified as "business", "warehouse", "airport terminal baggage handling", and "storage" were identified as employee areas. Spaces classified as "airport terminal concourse", "airport terminal waiting", "air port terminal baggage claim", "mercantile", and "assembly" (restaurant) were identified as public.
 - Fixture requirements were calculated utilizing 2015 Uniform Plumbing Code Table 422.1 under "B Business occupancy" for employee occupants and "A-3 Assembly occupancy" for public occupants.
 - The 2015 UPC fixture requirements apply to new structures, additions, and renovated facilities which involve a change in use or occupant load. Reference to Table 422.1 is made to demonstrate that the proposed removal of one urinal/one sink serving males and one sink serving females will not result in a change in compliance against the current code.



2 2ND FLOOR - FACILITY PLAN
 1/32" = 1'-0"



1 1ST FLOOR - FACILITY PLAN
 1/32" = 1'-0"



REV.	BY:	DATE:	ISSUED FOR CONSTRUCTION
0		12/21/17	STATUS:

THIS PLAN SHALL NOT BE MODIFIED WITHOUT WRITTEN PERMISSION FROM SEBAGO TECHNICALS, INC. ANY CHANGES SHALL BE AT THE USER'S SOLE RISK AND WITHOUT LIABILITY TO SEBAGO TECHNICALS, INC.

SEBAGO TECHNICALS
 WWW.SEBAGOTECHNICALS.COM
 75 John Roberts Rd. - Suite 1A
 South Portland, ME 04106
 Tel: (207) 202-1100
 Fax: (207) 202-1100
 LEAD: (207) 725-5660

PROJECT NO. | FIELD BOOK | DESIGN | CHKD | DRAWN

FACILITY PLAN
 OF:
 PORTLAND INTERNATIONAL JETPORT
 VERTICAL CIRCULATION IMPROVEMENTS
 1001 WESTBROOK STREET
 PORTLAND, MAINE 04102

DATE	SCALE
12/21/17	1/32" = 1'-0"

2.G1003