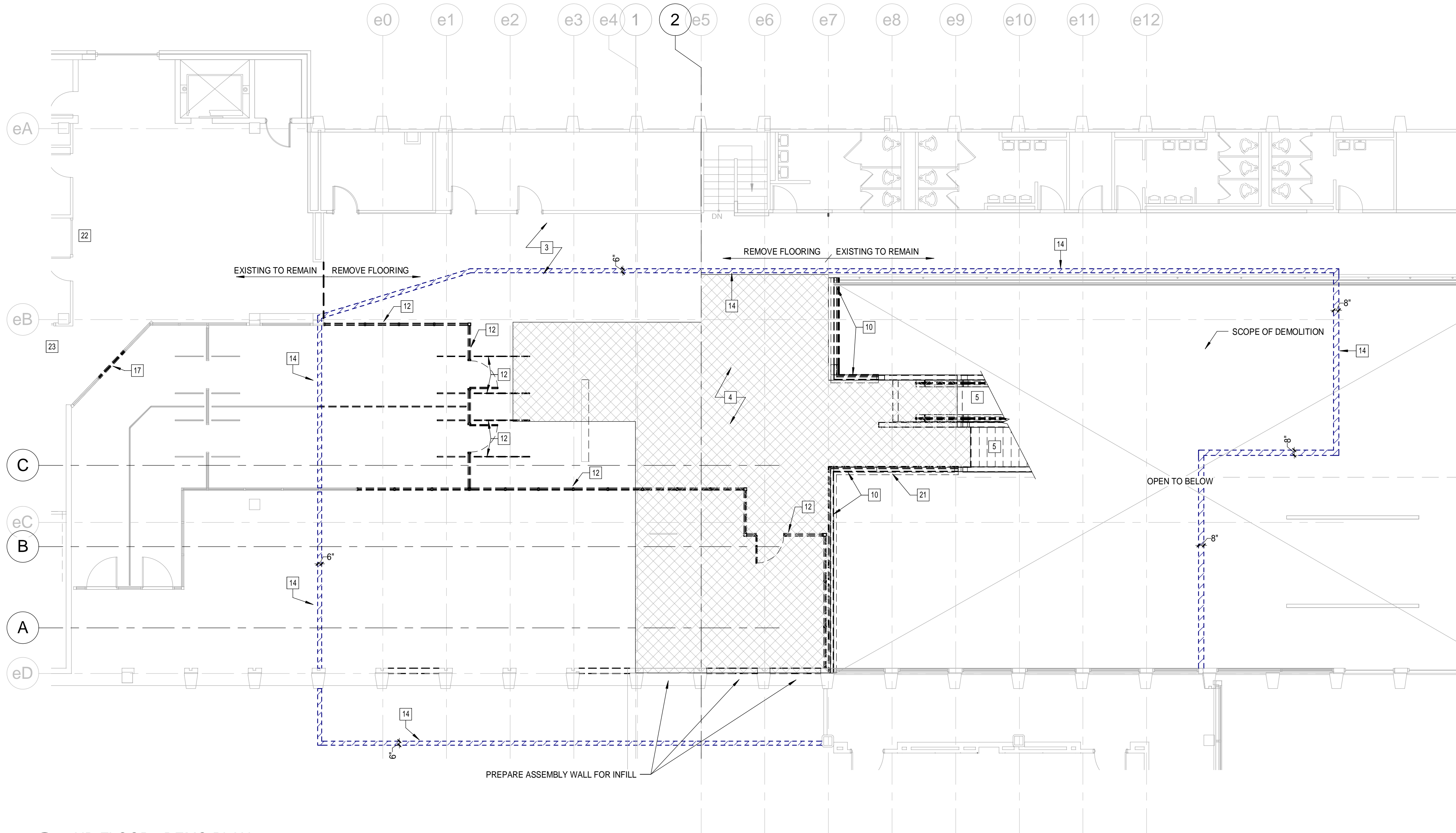


1 2ND FLOOR - RESTROOM DEMO PLAN
1/8" = 1'-0"



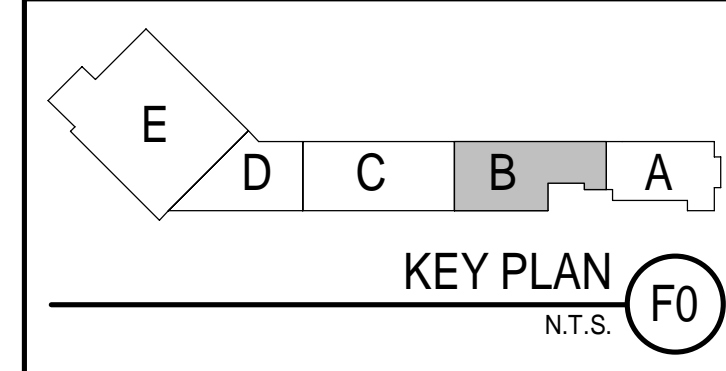

2 2ND FLOOR - DEMO PLAN
1/8" = 1'-0"

DEMO KEY NOTES

- 1 REMOVE PARTITION ENCLOSURE CRAWL SPACE.
- 2 REMOVE EXISTING COLUMN AND ASSOCIATED FOUNDATION COMPLETE.
- 3 REMOVE EXISTING FLOORING.
- 4 REMOVE EXISTING FLOOR, FRAMING/FOUNDATION COMPLETE TO EXTENT SHOWN BY HATCHED AREA ON PLANS.
- 5 REMOVE STAIRS, ESCALATORS, AND RAMPS AS SHOWN, COMPLETE.
- 6 REMOVE EXISTING CEILING TO EXPOSE STRUCTURE. SALVAGE MATERIAL FOR USE AS REPLACEMENT STOCK
- 7 EXISTING CEILING TO REMAIN/BE RECONFIGURED.
- 8 REMOVE CEILING TO EXPOSE STRUCTURE ABOVE
- 9 REMOVE GYPSUM SOFFIT
- 10 DEMOLISH EXISTING RAILINGS.
- 11 REMOVE ALL FIXTURES AND FINISHES TO EXPOSE SLAB, STUDS AND FLOOR FRAMING ABOVE. DO NOT REMOVE ABOVE - CEILING SERVICES/EQ
- 12 SALVAGE: STOREFRONT, SENSORS/CONTROLS, LIGHT FIXTURES, CEILING TILE, RAILINGS AND ENTRANCES.
- 13 TEMPORARILY OPEN WALL FOR ACCESS DURING CONSTRUCTION. PROVIDE LOCKABLE TEMPORARY DOOR.
- 14 ERECT PLYWOOD FACED PARTITION AT PROJECT START. SEAL FOR ACOUSTIC SEPERATION.
- 15 DEMOLISH ROOFING TO EXTENT REQUIRED TO ACCESS DECK FOR DECK REMOVAL. SAWCUT EXISTING PRECAST CONCRETE TEES TO DIMENSION INDICATED
- 16 SALVAGE LIGHTING FIXTURE. RE: ELEC.
- 17 TEMPORARILY PROVIDE OPENING FOR PUBLIC AT THIS LOCATION
- 18 PROTECT CEILING ASSEMBLIES TO REMAIN FROM DAMAGE DUE TO CONSTRUCTION ACTIVITY.
- 19 EXISTING RAILING TO REMAIN
- 20 SALVAGE EXISTING SIGN
- 21 SALVAGE EXISTING PLAQUE FOR OWNER
- 22 PROVIDE TEMPORARY SIGN: "ELEVATOR"
- 23 PROVIDE TEMPORARY SIGN: "BAGGAGE CLAIM GROUND TRANSPORTATION"
- 24 DOOR AND STOREFRONT TO BE REMOVED, COMPLETE. REPLACED WITH GYP INFILL

DEMO NOTES

1. DO NOT SCALE DRAWINGS.
2. FIELD VERIFY ALL DIMENSIONS AND LAYOUT PRIOR TO PROCEEDING WITH WORK. NOTIFY ARCHITECT IN WRITING OF ANY DISCREPANCIES OR INCONSISTENCIES. FAILURE TO REPORT ANY DISCREPANCIES WITHING THESE CONSTRUCTION DOCUMENTS TO THE ARCHITECT WILL NOT BE GROUNDS FOR ADDITIONAL COST OR CHANGE ORDERS.
3. COORDINATE EXTENT OF DEMOLITION WITH LOCATIONS OF PARTITIONS DESCRIBED ON PLANS AND WITH LOCATIONS OF FINISHES NOTED AS EXISTING TO REMAIN.
4. ANY WALL, PARTITION, OR SURFACE DISTURBED BECAUSE OF NEW WORK OR DEMOLITION SHALL BE PATCHED AND FINISHED CONTINUOUSLY TO THE NEAREST CORNER UNLESS NOTED OTHERWISE, MATCHED EXISTING ADJACENT CONSTRUCTION FINISHES, CONTINUITY AND FIRE RATINGS UNLESS NOTED OTHERWISE.
5. PROTECT ALL FINISHES, MATERIALS, AND EQUIPMENT NOTED AS EXISTING TO REMAIN. CONTRACTOR SHALL BE RESPONSIBLE TO REPLACE ALL FINISHES, MATERIALS, AND EQUIPMENT DAMAGED DURING CONSTRUCTION.
6. DIMENSIONS INDICATED WITH A ± ARE EXISTING CONDITION AND NEED TO BE VERIFIED IN FIELD.
7. CONTRACTOR TO HOLD A PRE-DEMOLITION MEETING WITH OWNER, CONSTRUCTION MANAGER, SUB-CONTRACTORS, ETC. PRIOR TO BEGINNING DEMOLITION WORK TO REVIEW JETPORT POLICIES, NOISE CONTROL MEASURES, ETC.
8. CLEARLY IDENTIFY AND TAG MECHANICAL, PLUMBING AND ELECTRICAL FIXTURES OR EQUIPMENT THAT ARE STILL IN USE PRIOR TO DEMOLITION TO AVOID ACCIDENTAL REMOVAL.
9. SEE MECHANICAL, ELECTRICAL, AND PLUMBING DRAWINGS FOR THE SCOPE OF DEMOLITION IN THOSE DISCIPLINES.



NOT FOR CONSTRUCTION

ARCHITECTURE 144 Fore Street P.O. Box 618
Portland, Maine 04104
tel. (207) 775-3846
fax. (207) 775-1070
www.smrtinc.com

ENGINEERING
PLANNING
INTERIORS
ENERGY

SMART

SMRT PROJECT NO. PROJECT MGR. JCDRAWN JAE OF RECORD
17033 DRL MOH DRL

REV.	BY:	DATE:	ISSUED FOR PERMIT	STATUS:
		12/21/17		

THIS PLAN SHALL NOT BE MODIFIED WITHOUT WRITTEN PERMISSION FROM SEBAGO TECHNICS, INC. ALL CHANGES SHALL BE AT THE USER'S RISK AND WITHOUT LIABILITY TO SEBAGO TECHNICS, INC.

SEBAGO
TECHNICS

WWW.SEBAGOTECHNICS.COM
75 John Roberts Rd. - Suite 1A
South Portland, ME 04086
Tel: (207) 725-5660
Fax: (207) 725-5660

PROJECT NO. | FIELD BOOK | DESIGN | CHKD | DRAWN

2ND FLOOR - DEMO PLAN
OF:
PORTLAND INTERNATIONAL JETPORT
VERTICAL CIRCULATION IMPROVEMENTS
1001 WESTBROOK STREET
PORTLAND, MAINE 04102

DATE	SCALE
12/21/17	As indicated

2.AD102