

Host: PWM Burger King Finishes Schedule (Based on the BK 20/20 Version)					
Material	TAG	Color	Style	Manufacturer	What
Paint	PT-01	#04YR 11/537 Amazing	# 1402N Dulux Pro Premium Eggshell	ICI	Menuboard soffit behind flame graphic
	PT-02	#00NN 07/000 Deep Onyx	# 1402N Dulux Pro Premium Eggshell	ICI	Where noted on elevations
	PT-03	Super White	Semi Gloss	Ben Moore	Electrical Closet Doors & Frames
	PT-04	Decorators White	Flat	Ben Moore	Underside of soffits/GWB ceiling
	PT-05	Flat Black	Flat	Ben Moore	Inside of Security Grill Storage Areas
Plastic Laminate	PL-03	1595-60 Black	Plastic Laminate	Wilsonart	Front Counter Face
	PL-04	4830-07 Satin Stainless	Plastic Laminate	Wilsonart	Front Counter Face Accent
Wall Finishes	FRP-01	White	P100 Pebble Finish	Marlite	Kitchen Walls & behind bar equipment
	WP-01	Valencia Teak WT0003T	Laminate Adhered to 1/4" substrate	Nevamar	Contact: Steve Boudreau 706.253.4755
Solid Surface	SSC-01	Volcanic Ice	GT918 1/2" Thick	LG Surfaces	Serving Counter
	SSC-02	Chamois	1/2" Thick	LG Surfaces	Chair rail
Flooring	CT-04	S-36E9T P504 Gunmetal	Veranda 6x13	Dal Tile	Cove Base at front counter; Use w/ GR-03
	CT-10	Malaga	M7K3 Field Tile	Marazzi	Back of house; Use w/ GR-06. 3/16" Grout Joint
	CT-11	Malaga	Base 6x12	Marazzi	Back of house cove base; Use w/ GR-06. 3/16" Grout Joint
	CT-14	QH15 Mist	Natural Hues 4x8	Dal Tile	Service Walls; Use w/ GR-14. 3/16" Grout Joint
	GR-03	#60 Charcoal	Polyblend Sanded	Custom Bldg Products	Cove Base; Use w/ CT-04
	GR-06	09 Gray	Epoxy Grout	Mapei	Back of House; Use w/ CT-10, CT-11
	GR-14	#370 Dove Gray	Epoxy Grout	Custom Bldg Products	Service Walls; Use w/ CT-14
Ceiling	ACT-01	White	Clean Room VL #870	Armstrong	2x4 tiles in Back of House
	ACT-02	White	Clean Room VL #868	Armstrong	2x2 tiles above serving area
	GRD-01	White	Prelude 15/16	Armstrong	Use at ACT-01 & ACT-02
Metals	MP-01	Match PT-01 or PMS 187C	Corrugated Metal 2.5"x.5" Flute	Lektron	Signage Fascia; Contact: Fred Hannah@ Kektron 800.634.4059 x301
	MP-07	9916 Rich Black	Iconcept Series, unisulated CS260E	Centria	Signage Accent Tower Element; Contact: Jon Schlosser @ Centria 513.793.9160
	MT-01	Clear Aluminum	1/4"x1/4" Bar Stock	Local	Front Counter Accent
	MT-02	Aluminum Break Metal	4"Hx5"D	Lektron	Lighting cove; Contact: Fred Hannah@ Kektron 800.634.4059 x301
MT-03	St Steel wall panels		Local	Behind cooking equipment at hoods; refer to elevations	
Corner Guards	CG-01	Brushed Stainless	1-1/2" leg Corner Guards		Where indicated on plans/elevations
	CG-02	Brushed Stainless	U-Channel Corner Guards		Where indicated on plans/elevations
	CG-03	Brushed Stainless	Quadec Tile Corner Guard	Schluter (or similar)	Integral Corner Guards where indicated/required @ tiled walls

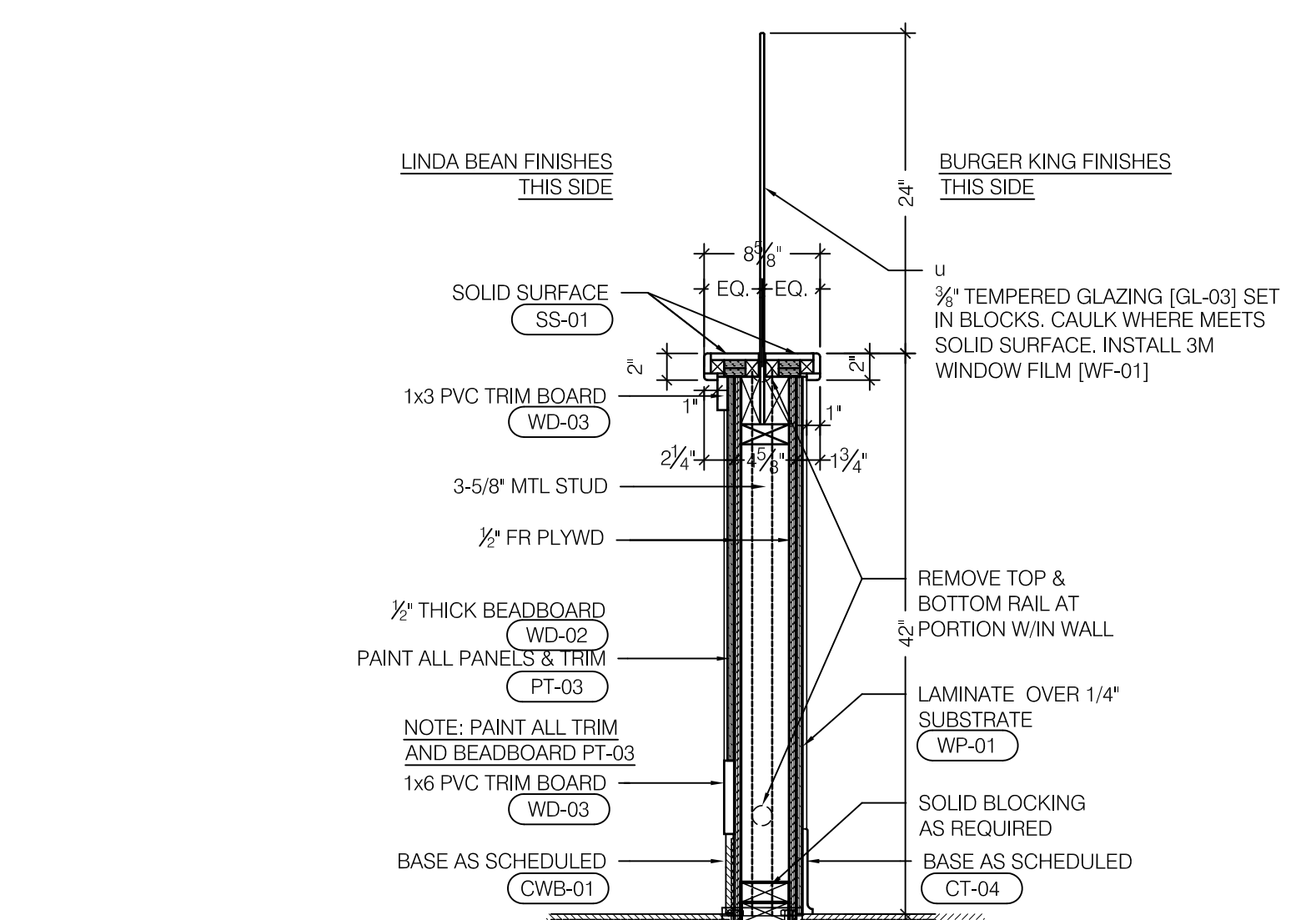
NOTE: All Wall and Ceiling finishes to be Class B Fire Rated

3 Burger King Finish Schedule

NOTE:
BOLD FINISHES ARE THOSE
TYPICALLY USED IN THIS
RENOVATION SCOPE

Host: PWM Shipyard Brewery Finishes Schedule

Floor Tile	Color	Style	Manufacturer	What
FT-02 Cerim Ceramiche "Zebano"	Glazed Porcelain Tile	"Essenza Beige" 12.7x25.4"		Shipyard Pre-Security
FT-03 Cerim Ceramiche "Zebano"	Glazed Porcelain Tile	"Essenza Torba" 12.7x25.4"		Shipyard Pre-Security
FT-04 Cerim Ceramiche "Zebano"	Glazed Porcelain Tile	"Essenza Torba" 6.3x25.4"		Shipyard Pre-Security
Plastic Laminate				
PL-1 Formica	Rattan Cane	#3688-58		
PL-2	Not Used			
PL-3 Arpa	Dark Grey Satin	#2512		
PL-4 Mettle Mica	Brushed Aluminum	#902		
Wall Covering				
WC-1 Sherwin Williams	Dark Sage Green	#SW3151		
WC-2 Sherwin Williams	Just Textures Vol. III Light Sage Green	#899-9612		
Paint				
P-1 Ben Moore	Raspberry Blush	#2008-30 semi-gloss		
P-2 Ben Moore	Pale Daffodil	#2017-60 semi-gloss		
P-3 Ben Moore	Phillipsburg Blue	#HC-159 semi-gloss		
P-4	stain for wainscot, pos stations at post-security to match existing			
Solid Surface				
ST-1 Zodiac	Cloud White			
ST-2 Zodiac	Chestnut			
Ceiling				
C-1	Match existing ceiling and grid at post-security			
C-2	Sheetrock Brand Lay-In Ceiling tile ClimPlus, Vinyl, 3260; Ceiling grid Donn DX/DXL, at food service areas, pre-security			
C-3	Armstrong Dune Item # 1775 24"x24"; Grid Suprafine 9/16" Exposed Tee grid systems (1777), at waitress area pre-security			



NOTE:
WALL TO BE BUILT TO MATCH EXISTING DIVIDING BOOTH SEATING.
CUT RAILING NORTH OF 2ND POST (SEE PLAN); FINISH CUT ENDS.
AT GCS OPTION, REMOVE REMAINING POSTS OR USE AS
VERTICAL SUPPORT OF LOW WALL. OTHERWISE PROVIDE
VERTICAL SQUARE STEEL TUBE FASTENED TO FLOOR FOR
LATERAL SUPPORT (IN-SLAB RADIANT HEATING IS NOT AN ISSUE
WIN THIS AREA; SEE PLAN SHOWING LIMITS)

SIM: REMOVE EXISTING GLAZING AND INSTALL NEW AS SHOWN

2 Shipyard Finish Schedule

Host: PWM Linda Bean Finishes Schedule					
Material	TAG	Color	Style	Manufacturer	What
Paint	PT-01	Super White	Semi-Gloss	Ben Moore	Kitchen doors/frames
	PT-02	Red 2000-10	Satin	Ben Moore	Barn Doors, distress after painting
	PT-03	Super White	Satin	Ben Moore	Pocket Doors for Sliding Grills/Trim/Bead
	PT-04	Decorators White	Flat	Ben Moore	Underside of soffits/GWB ceiling
Plastic Laminate	PL-02	Black	1595 Matte	Wilsonart	BOH Millwork Items
	PL-04	Almond	D30-60	Wilsonart	Interior of Millwork
	PL-05	Windswept Pewter	4795-60	Wilsonart	New Millwork Cabinet Doors/Faces
Wall Finishes	FRP-01	White	P100 Pebble Finish	Marlite	Kitchen Walls & behind bar equipment
	GL-01	Clear	1/4" Glass	Local	Backbar liquor cabinets
	GL-02	Mirror	1/4" Plate Glass	Local	Backbar wall
	GL-03	Clear	3/8" Tempered Glass	Local	Low Wall between Linda Bean & BK
	WF-01	Fasara Slat Glace	SH2FGSL-G	3M	Low Wall between Linda Bean & BK
	WD-01	Watch Hill White	NC 6995 Classic R&R	NuCedar Mills	13" w/ 5" exposure shingles
	WD-02	Pre-primed	1-5/8" V-bead, 1/2" Thick MRX Nantucket Beadboard	4x8 sheets	4x8 sheets
	WD-03	White	1x PVC trim boards	AZEK or similar	Various nominal widths
	WD-04	Natural	1/2x6 T&G V-groove boards	Local	To be painted
	WTG-01	Carnation QH48	Natural Hues 4x8	Dal Tile	Wall at Service Pick up area, use WTG-01
WTG-01	88 Silver Shadow	Laticrete 1600 Unsanded	Laticrete	Use w/ WT-01	
Solid Surface					
Grade 50	SS-01	Crater	K1-6639 1/2" Thick	Avonite	Bar/Backbar/Serving countertop
Flooring	QT-01	Malaga	M7K3 Field Tile	Marazzi	Kitchen Floors, use Grout QGR-01
	CT-01	Nero Macchiato CD27	Porcelato Abrasive 8x8	Dal Tile	Backbar / Serving Area, use Grout CGR-01
	CT-02	Thatch	Timber Glen P625 6x24	Dal Tile	Bar seating, run front to back, use CGR-01
	VCT-01	Smokey Brown	51868 Standar Excelon	Armstrong Imperial Texture	Elec Rm and Front Office
	QWB-01	Malaga	Base 6x12	Marazzi	Base in Kitchen, use Grout QGR-01
	CWB-01	Nero Macchiato CD2	Cove S-3689T 6x8	Dal Tile	Base at bar / serving area, use Grout CGR-01
	QGR-01	#370 Dove Gray	Epoxy Grout	Mapei (or similar)	Use w/ QT-01 & QWB-01
	CGR-01	Raven #45	Latapoxy 2000 Industrial Grout	Laticrete	Use w/ CT-01 & CT-02
	VWB-01	#44 Dark Brown	Vinyl Cove Wall Base	Johnsontite	Back of house where specified.
Ceiling	ACT-01	White	Clean Room VL #870	Armstrong	Kitchen area
	ACT-02	Faux Coat Pewter (PW)	TinCraft Circles #8008	Armstrong	Tin ceiling @ bar / serving area Use GRD-02
	GRD-01	White	Prelude 15/16	Armstrong	Use at ACT-01
	GRD-02	Pewter to match ACT-02	Suprafine 9/16 in PW	Armstrong	Use at ACT-02
Metals	MTL-01	Galvanized	Sheet Metal 24 gauge	Local	All exposed surfaces of Millwork; wrap edges
	MTL-02	Aluminum	3/4" x 1-3/4" Channel	Local	Mechanical M32 Finish (medium satin-dir. text.)
	MTL-03	Galvanized	Channel 6 x 8.2#	Local	Used as faux beams for 'barn doors'
Corner Guards	CG-01	Brushed Stainless	1-1/2" leg Corner Guards		Where indicated on plans/elevations
	CG-02	Brushed Stainless	U-Channel Corner Guards		Where indicated on plans/elevations
	CG-03	Brushed Stainless	CGSS-F2	Arden Architectural Specialties	Integral Corner Guards where indicated

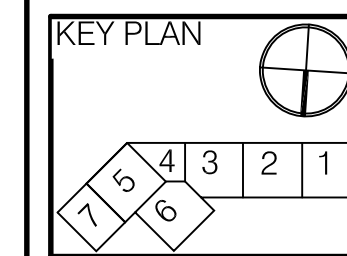
NOTE: All Wall and Ceiling finishes to be Class B Fire Rated

4 Linda Bean's Finish Schedule


Item	Date



General Restaurant Renovations
Portland Int'l Jetport PWM
1001 Westbrook Street
Portland ME 04102



HMS Host
6905 Rockledge Drive
Bethesda, MD 20817
T: (240) 694-4746
F: (240) 694-4643
C: (240) 274-6417
E: scott.reimink@hmshost.com



LLOYD ARCHITECTS
32 Court St. Plymouth, MA 02360
TEL: (508) 746-4646
FAX: (508) 746-1236
E-MAIL: info@lloydarch.com

Job #: 16414.2

Scale: As noted

Issued: 061617

DETAILS & FINISHES SCHEDULE

A300