SHEET NOTES:

1. SEE SHEET G-1 FOR LEGEND, ABBREVIATIONS & GENERAL NOTES.

GENERAL NOTES:

1. DO NOT SCALE THE DRAWINGS.
2. THE CONTRACTOR AND ALL TRADES SHALL NOTE REQUIREMENTS OF "NOTES" ON ALL SHEETS.
3. FIELD VERIFY ALL DIMENSIONS AND LAYOUTS PRIOR TO PROCEEDING WITH WORK. NOTIFY ARCHITECT IN WRITING OF ANY DISCREPANCIES OR INCONSISTENCIES. ADDITIONAL COSTS OR CHANGE ORDERS DUE TO DISCREPANCIES IN THE DRAWINGS SHALL NOT BE RECOGNIZED UNLESS THEY ARE BROUGHT TO THE ATTENTION OF THE ARCHITECT, IN WRITING, AT THE TIME OF DISCOVERY.
4. "PROVIDE" MEANS "FURNISH AND INSTALL".
5. THE CONTRACTOR SHALL BE RESPONSIBLE FOR PROVIDING ALL MATERIALS AND WORKMANSHIP UNO.
6. ALL WORK SHALL BE PERFORMED IN ACCORDANCE WITH FEDERAL, STATE, CITY AND LOCAL BUILDING CODES.
7. DIMENSIONS ARE TO FACE OF CONCRETE, FACE OF MASONRY, AND FACE OF STUD, UNO.
8. ALL TRADES SHALL READ AND REFER TO ALL CONSTRUCTION DOCUMENTS FOR ALL REQUIREMENTS, AND FULLY COORDINATE THIER WORK WITH THAT OF OTHER TRADES.
9. ALIGN NEW WORK WITH EXISTING UNO.

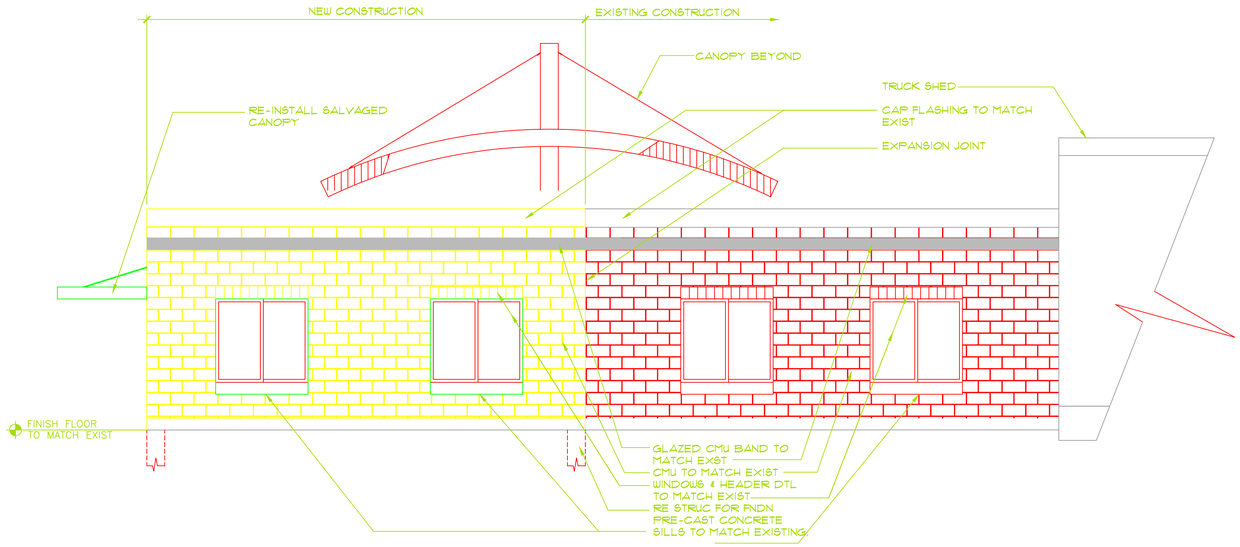

G1 A-2 TAXI SHELTER FLOOR PLAN
1/4" = 1'-0"

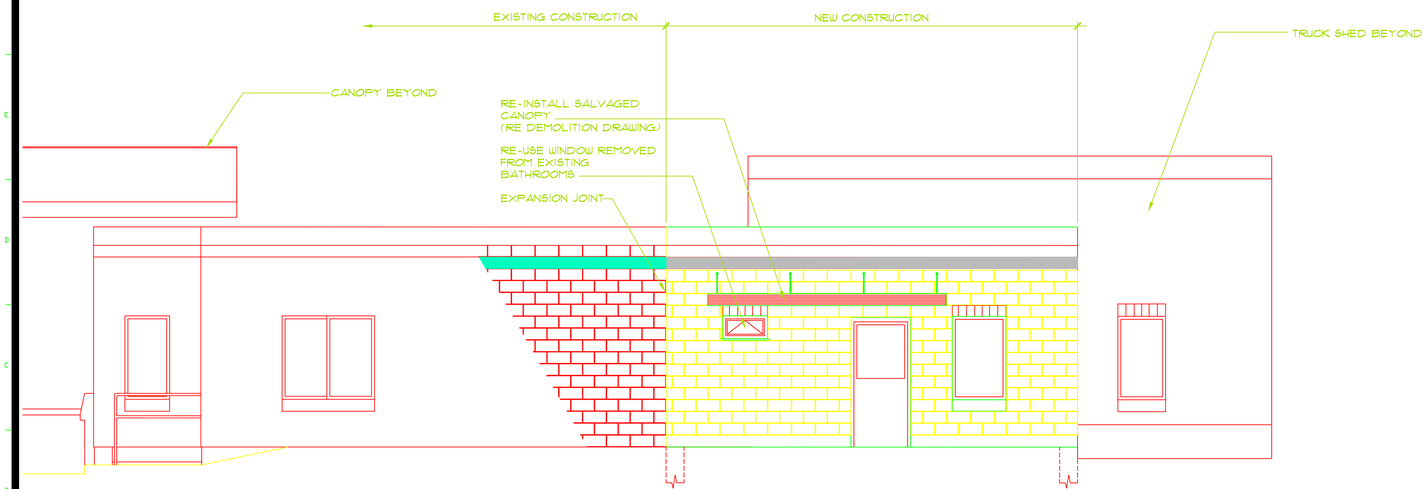

A1 A-2 TAXI SHELTER FLOOR PLAN
1/4" = 1'-0"

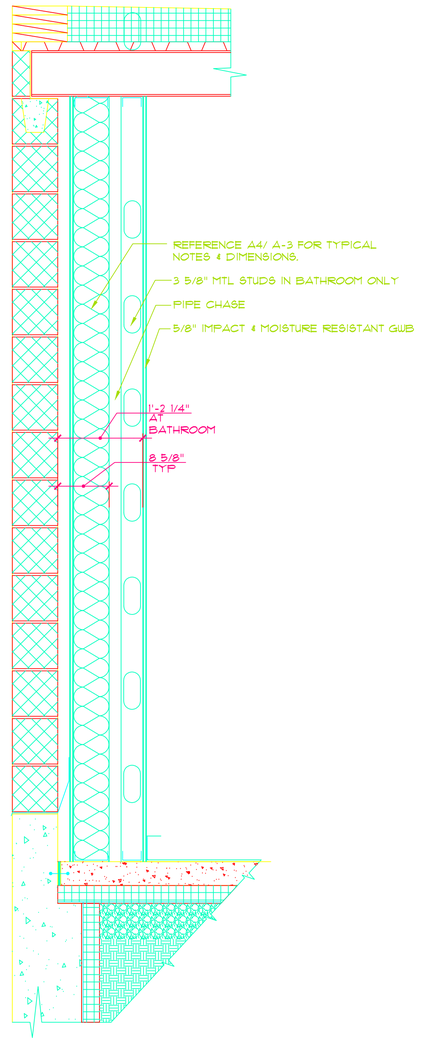

A11 A-2 EXTERIOR WALL SECTION AT BATHROOM
1" = 1'-0"

General Notes

ISSUED FOR CONSTRUCTION
4/18/2013

No.	Revision/Issue	Date

PORTLAND INTERNATIONAL JETPORT
Facilities & Engineering
1001 Westbrook ST
Portland, ME 04102
207-874-8877

Project Name and Address

TAXI CAB WAITING ROOM AT PWM

Sheet Title

EXTERIOR ELEVATIONS, EXTERIOR WALL SECTION

Project Number: 13-103

Date: Issued For Construction 4/18/2013

Scale: Reference Individual Drawings

Sheet: A-2