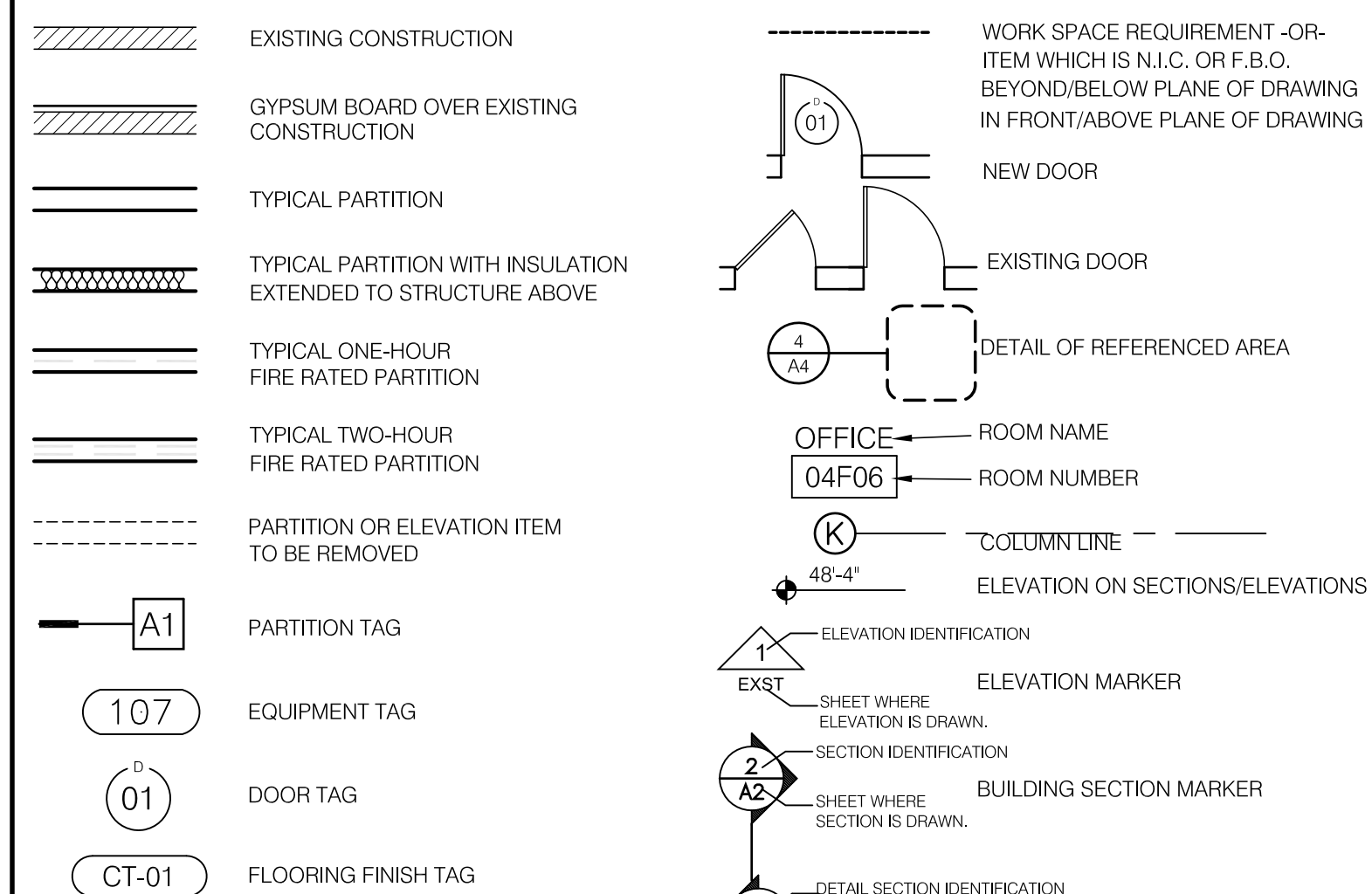
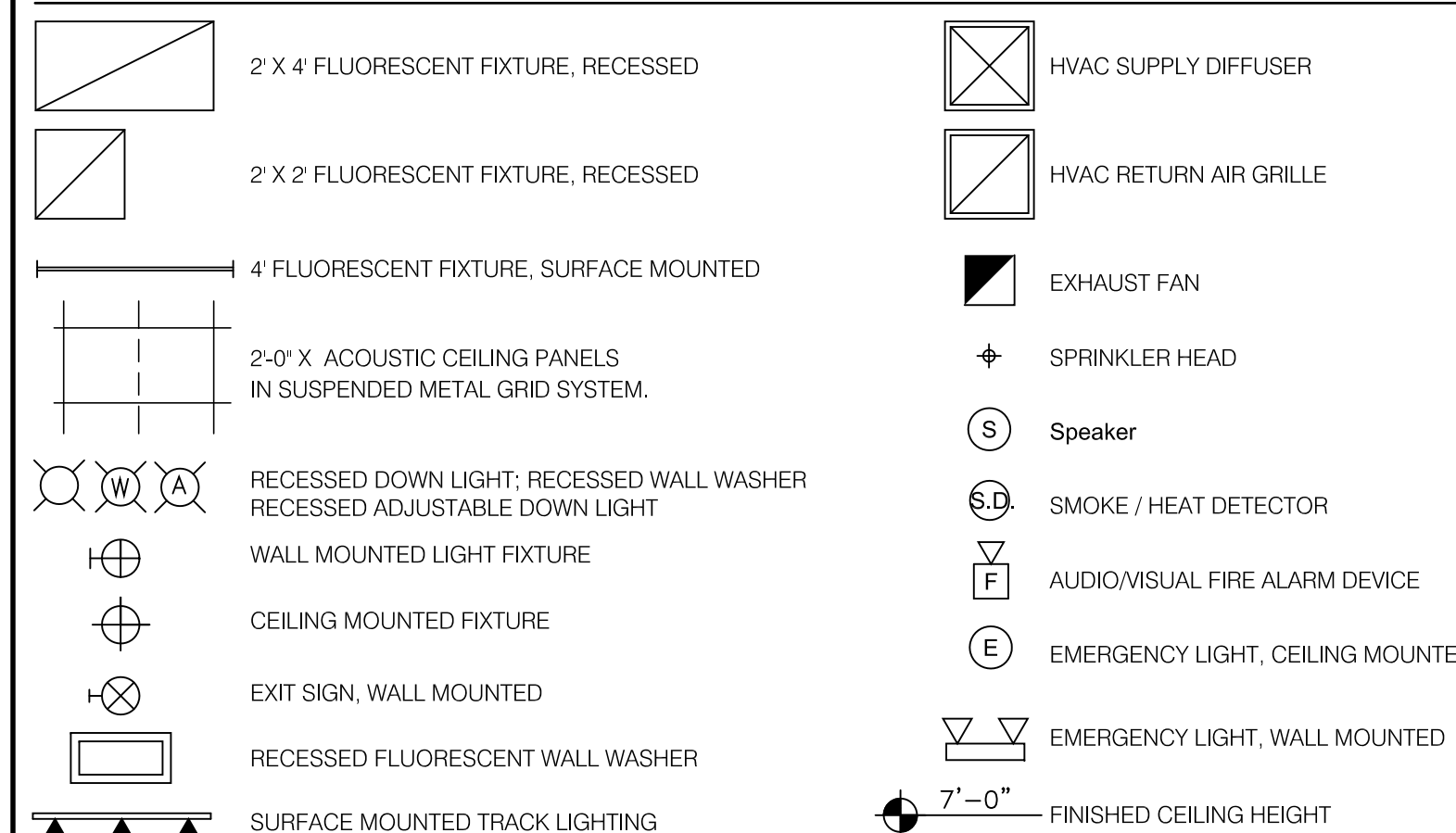


DRAWING KEY



CEILING KEY



GENERAL NOTES:

- Contractor shall coordinate fixture/sprinkler/wall placement, relocation and/or removal with Aviation personnel.
- Work hours shall be approved by Aviation Administration (off hours).
- All permits for building, electrical, sprinkler, etc. must be obtained before construction starts.
- Pre-construction meeting must be scheduled before work starts.
- N/A.
- Contractor shall not park or leave vehicles at the Terminal curb unattended.
- Contractor must furnish a covered container for debris removal or use other approved method of waste removal.
- Enclose the work area with a temporary security wall partition if required, include the following:
 - Use 5/8" GWB, fire-rated, w/ metal studs
 - Ensure straight wall alignment and workmanlike finish
 - Brace wall without anchoring into or marking existing flooring; hide bracing
 - Not used
 - Paint neutral, and mark corners w/ warning strip; obtain approval for any applied graphics
 - On the public side, install vinyl base cove at the floor level
 - Install an access door with a metal frame and provide locking hardware
 - Provide signage on inside of access door to read:
KEEP DOORS CLOSED AT ALL TIMES. CLEAN SHOES BEFORE LEAVING
 - Provide floor mats on inside of access doors to clean shoes and boots
 - Keep all tools and materials inside of work area enclosure- NO EXCEPTIONS
 - Work area enclosures are not to be removed unless the site is 100% completed, inspected and the removal is approved by Aviation personnel
- Area delivery gates and all access doorways shall include locks
- Additional signage may be the responsibility of the tenant/contractor if need to replace blocked and/or hidden signs or to clarify access way find during construction.
- Contractor shall coordinate as-built requirements, or record drawings, with Airport's tenant standards. Contractor's field mark-ups are not adequate.
- Contractor shall provide a fire/moisture seal for all floor and/or ceiling penetrations of pipe/duct/conduit; coordinate locations with existing structure
- Not used.
- Contractor shall assure access to above ceiling valves and equipment at completion of work
- Contractor shall repair any disturbed fire-resistant coatings on joists, columns, beams or flooring
- All GWB shall be a minimum of 5/8" thick, fire-resistant type X
- All employees to be either properly badged or escorted
- All glass to be laminated (w/ possible exception of refrigerated food display cases)
- All plywood to be treated with fire retardant.

ELECTRICAL & COMMUNICATIONS NOTES:

- Label all electrical panels, J-boxes, transformers, disconnect switches, and other equipment with engraved vinyl nameplates. Mark conduit runs at transitions at every 50 ft. min, but at least once per run.
- Provide new or revised typed panel circuit cards for existing and new panels.
- Wire must be color coded by phase per standard color coding system, req'd, on all new or altered work.
- All electrical work over suspended ceilings shall be EMT. Whip connections shall be less than 6 ft. Do not lay or support conduit on ceiling or on other utilities. Short pieces of Greenfield may be used over plastered ceilings and/or finished in walls.
- Do not use type AC and MC and/or MM and NMC cables, excepting for existing perimeter walls.
- Minimum conduit size shall be 3/4"
- Label communications devices with user and function, place all cable/wiring in conduit, raceway, or cable tray. Do not support conduit or wire on suspended ceilings.
- Provide signs on panel covers or frames stating requirement to maintain a distance of 36" clear for equipment, furniture, or stored materials.

FIRE DEPARTMENT NOTES:

- The scope of work must comply with all applicable State Building and Fire Codes. General Contractor shall secure the required Building, Plumbing and Electrical Permits.
- The area is to have 100% automatic sprinkler protection. Contractor to submit required stamped shop drawings and secure a Sprinkler Alteration Permit.
- Tenant shall regulate onsite storage so that storage is not within 18 inches of sprinkler heads.
- Provide engraved vinyl signs on panel coverings or frames stating: Maintain 36" clear distance to panel from equipment, furniture, and stored material
- Obtain welding and hot work permit from fire department
- Ensure appropriate fire alarm devices are extended into this tenant area.
- Connect emergency lighting and required exit signs to Building Emergency Electrical Circuits.

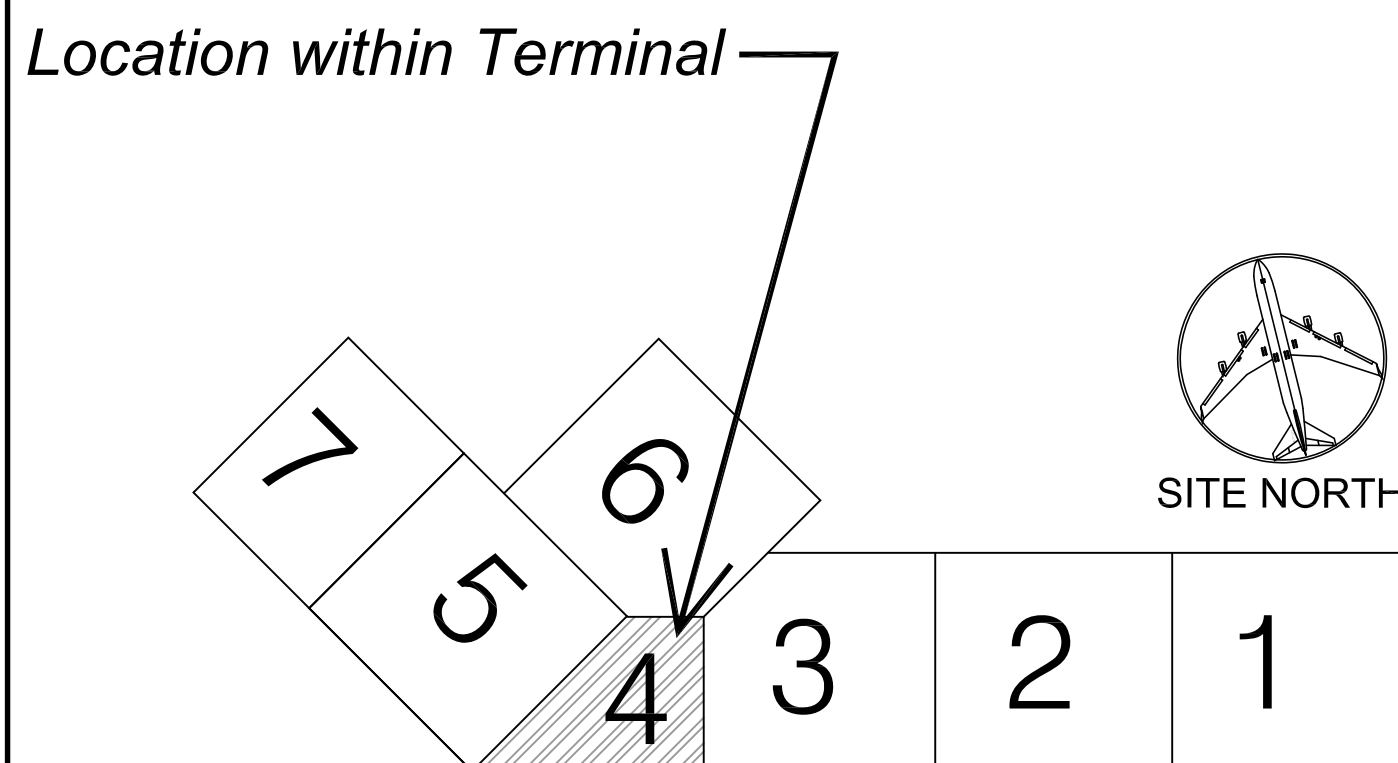


BLDG OWNER

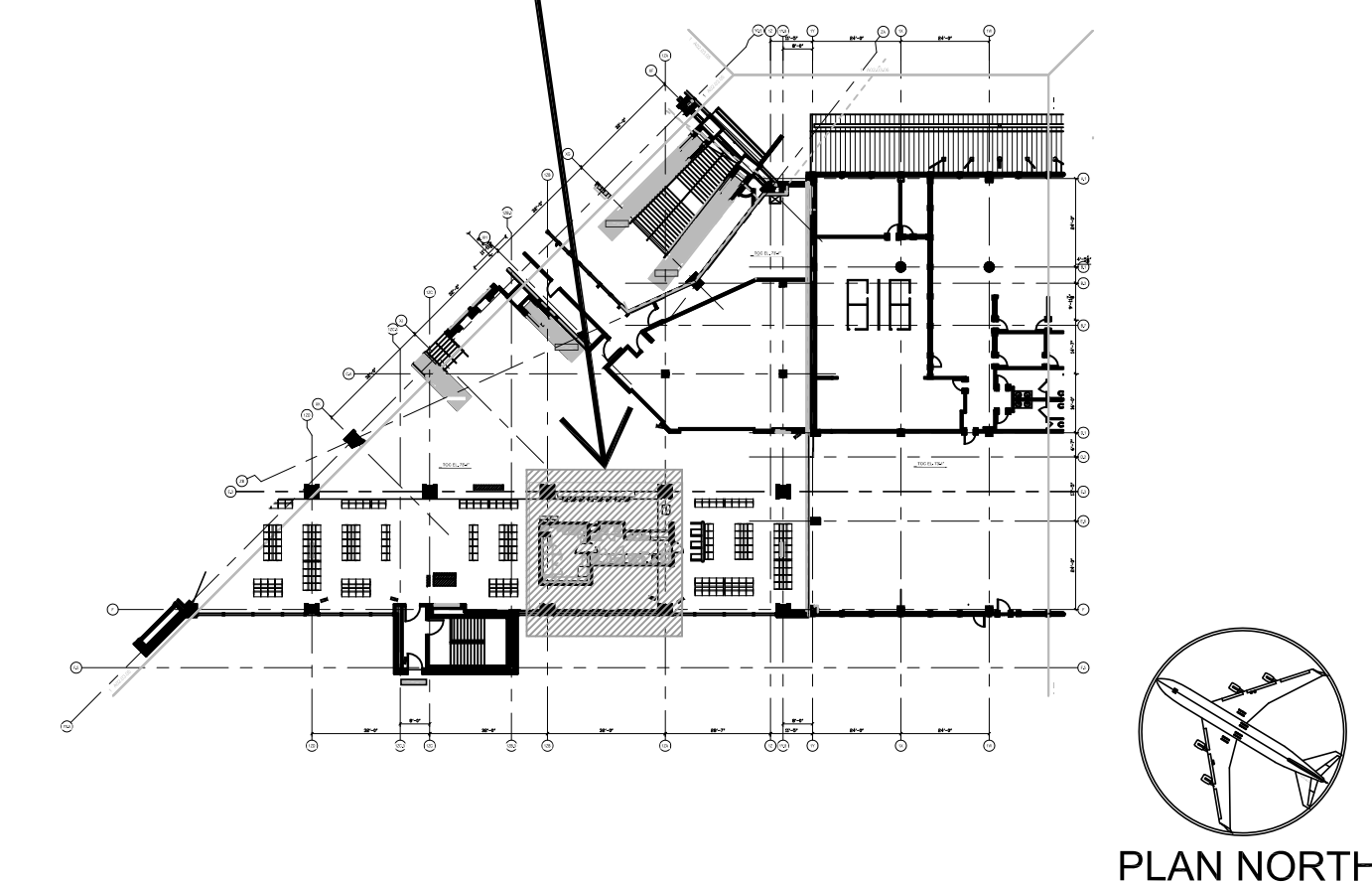


City of Portland
 Portland International Jetport PWM
 1001 Westbrook Street
 Portland ME 04102
 Phone: (207) 874 8877
 Admin E-mail: portlandadmin@portlandmaine.gov

LOCATION PLANS



Project Location



Area 4

PROJECT

Starbucks Coffee

Portland International Jetport PWM
 1001 Westbrook Street
 Portland ME 04102
 'Area 4' Level 3 Departures Concourse
 Concession area: Holding Area-Gate 11/12
 Project Number: LA 11400

OWNER



Host Marriott Services Corporation
 6600 Rockledge Drive,
 Sixth Floor, MS-6-12
 Bethesda, MD 20817
 t: (240) 694 - 4746
 f: (240) 694 - 4643

ARCHITECT

LLOYD ARCHITECTS

Two High Cliff, Plymouth MA 02360

TEL: (508) 746-4646
 FAX: (508) 746-1236
 E-MAIL: info@lloydarch.com

MEP ENGINEER

B | E | R

BUILDING ENGINEERING RESOURCES, INC.

Shovel Shop Square
 66 Main Street
 No. Easton, MA 02356
 Tel: (508) 230-0260
 Fax: (508) 230-0265
 Email: Ber@ber-engineering.com


CONSULTANT

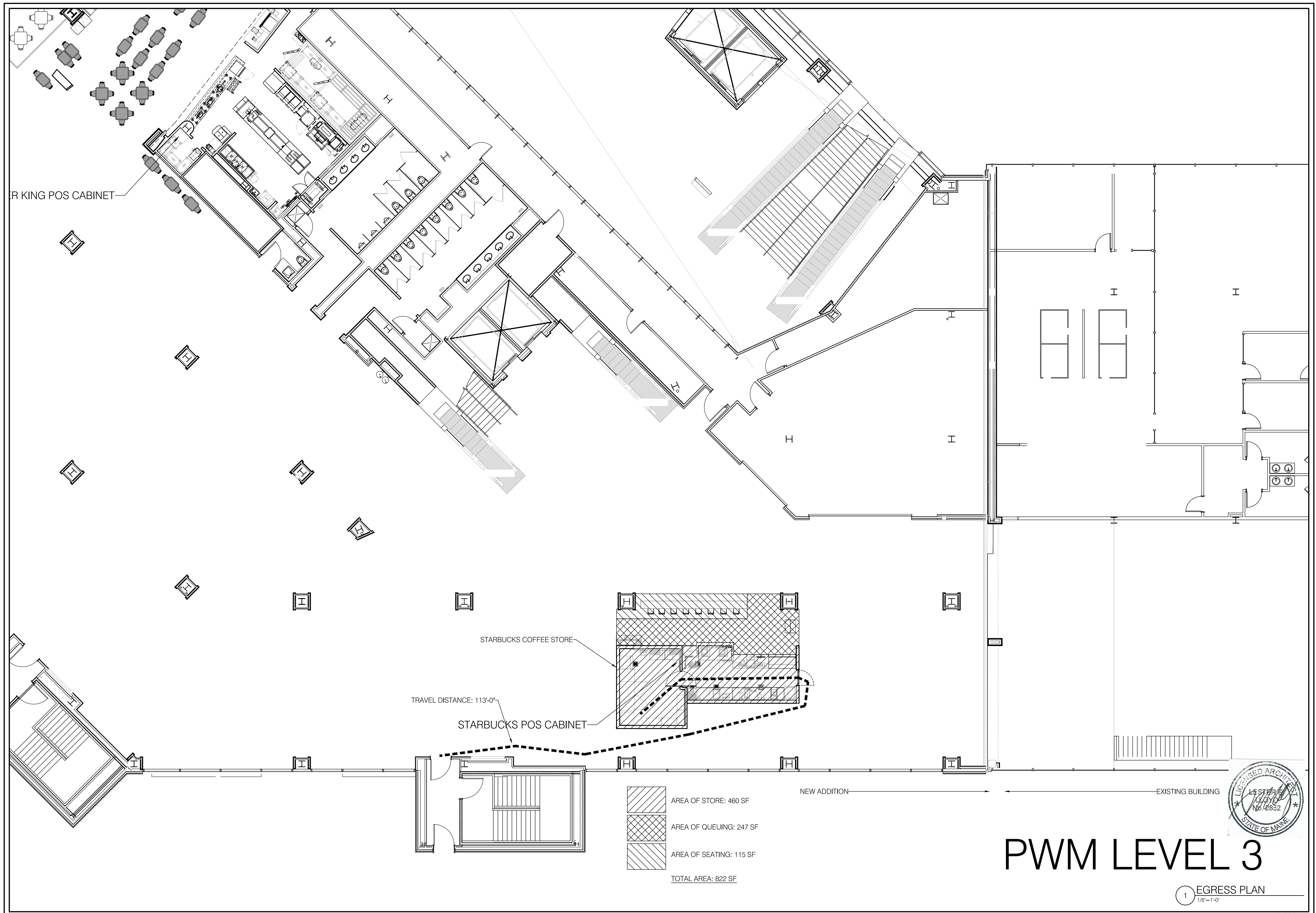


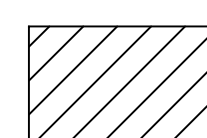


Starbucks Coffee Company
 2401 Utah Avenue South
 #800
 Seattle WA 98134
 T: (206) 318-1575
 Contact: Tara Byrne
 E: tara.byrne@starbucks.com

DRAWING LIST

NO.	DRAWING NAME	ISSUED FOR PERMIT-07/2011
ARCHITECTURAL:		
A-0.00	Title Sheet	●
A-1.00	Egress Plan Level 3	●
A-1.01	Floor & Ceiling Plans and Notes	●
A-1.02	Floor Sink & Floor Finish Plans and Notes	●
A-1.03	Equipment & Casework Plans and Notes	●
A-1.04	Framing & Roof Plans	●
A-1.05	Roof Plan & Details	●
A-2.00	Elevations and Notes	●
A-2.01	Elevations and Sections	●
A-5.00	Construction & Finish Details	●
A-5.01	Casework Details & Partition Types	●
A-5.02	Casework Details	●
A-6.00	Door Details & Schedules	●
A-6.01	Schedules & Penetration Details	●
ENGINEERING:		
F-1.0	Sprinkler Plan & Details Starbucks	●
P-1.0	Plumbing Legend, Notes & Details	●
P-2.0	Plumbing Piping Plans	●
P-3.0	Plumbing Specifications	●
M-1.0	Mechanical Plan	●
E-1.0	Electrical Plans	●
E-2.0	Fire Alarm Plans	●
E-3.0	Electrical Specifications	●






-  AREA OF STORE: 460 SF
-  AREA OF QUEUING: 247 SF
-  AREA OF SEATING: 115 SF
- TOTAL AREA: 822 SF

PWM LEVEL 3

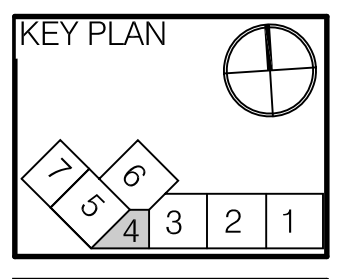
1 EGRESS PLAN
1/8" = 1'-0"



Item	Date
Permit	072011



Starbucks Coffee
 Portland Int'l Jetport PWM
 1001 Westbrook Street
 Portland ME 04102



HMS Host
 6905 Rockledge Drive
 Bethesda, MD 20817
 T: (240) 694-4746
 F: (240) 694-4643
 C: (240) 274-6417
 E: scott.rcrimink@hmshost.com

Building Engineering Resources, Inc.
 66 Main Street
 North Easton, MA 02356
 T: (508) 230-0260
 F: (508) 230-0265
 E: ber@ber-engineering.com

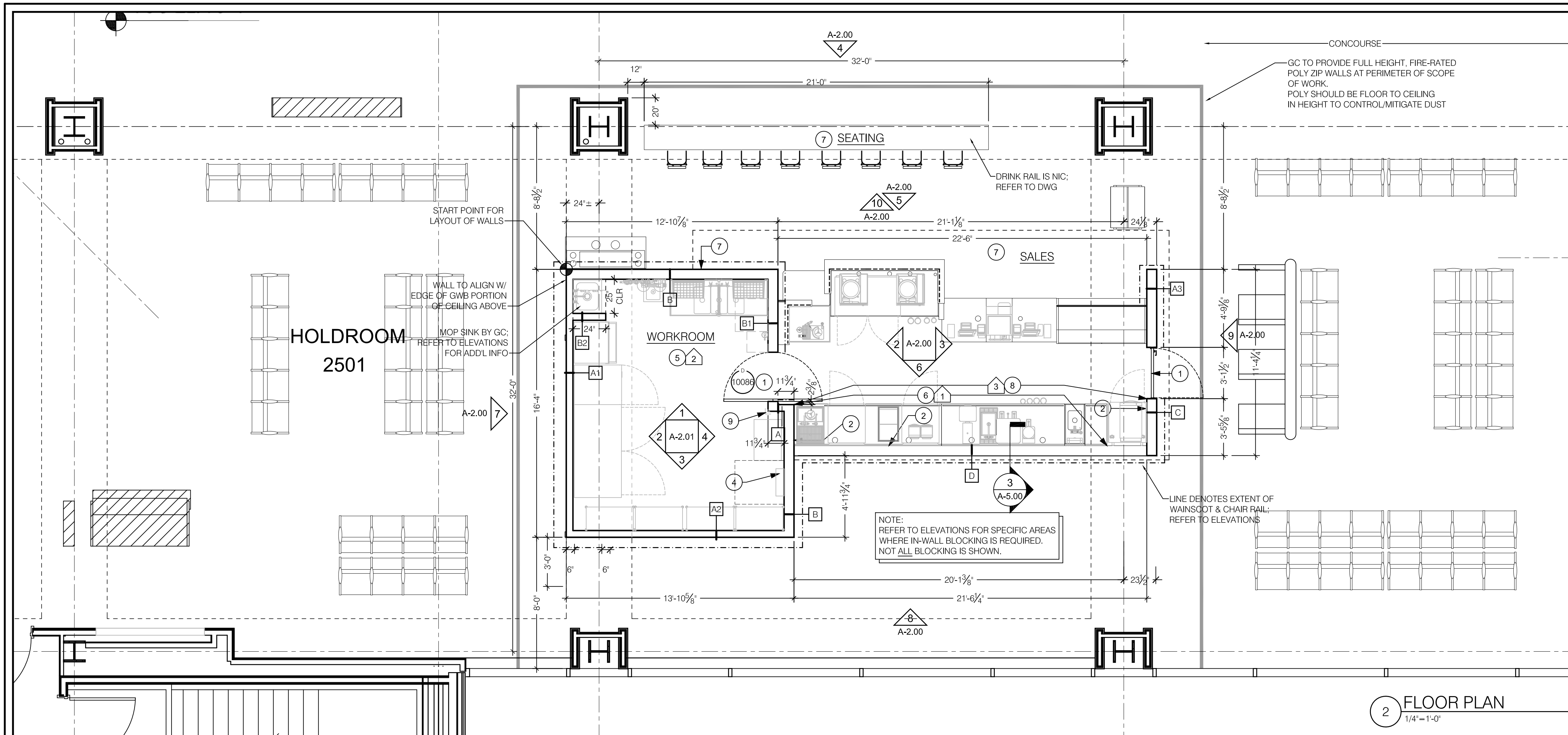
Starbucks Coffee Company
 2401 Utah Avenue South
 #800
 Seattle WA 98134
 T: (206) 318-1515
 Contact: Tara Byrne
 E: tara.byrne@starbucks.com

LLOYD ARCHITECTS
 Two High Cliff, Plymouth MA 02360
 TEL: (508) 746-4646
 FAX: (508) 746-1236
 E-MAIL: info@lloydarch.com

Job No.: 11400
 Scale: As noted
 Issued: 07/20/11

EGRESS PLAN
 LEVEL 3

A-1.00



FLOOR PLAN NOTES:

- (A) GENERAL CONTRACTOR TO VERIFY ALL DIMENSIONS AND NOTIFY STARBUCKS PDM OF ANY DISCREPANCIES PRIOR TO CONSTRUCTION. ALL DIMENSIONS TO BE TAKEN FROM DESIGNATED DATUM POINT.
- (B) ALL DIMENSIONS ARE FROM FINISH FACE, UON.
- (C) VERIFY SPECIFIED DOOR(S) WILL ACCEPT FALCON LOCK CORE(S). FALCON LOCK CORE SUPPLY IS BY STARBUCKS. COORDINATE ORDER AND DELIVERY FROM LOCKNET (800.887.4307), PROVIDING MINIMUM SCHEDULING NOTICE OF 4WKS. FALCON LOCK CORE (S) FINISH TO MATCH LOCKSET FINISH. FALCON LOCK CORE(S) TO BE INSTALLED ON THE DAY OF TURNOVER.
- (D) VERIFY ALL EXISTING DOORS, HARDWARE AND FRAMES MEET STARBUCKS AND/OR CODE REQUIREMENTS.
- (E) IF EXISTING EXTERIOR ENTRANCE THRESHOLD EXCEEDS REQUIRED ADA MAXIMUM HEIGHT OF 1/2", REMOVE AND REPLACE WITH ACCESSIBLE THRESHOLD. CHANGES IN LEVEL BETWEEN 1/4" HIGH MINIMUM & 1/2" HIGH MAXIMUM SHALL BE BEVELED WITH A SLOPE NOT STEEPER THAN 1:2.
- (F) REF. TO DOOR SCHEDULE.
- (G) DO NOT SCALE DRAWINGS
- (H) GENERAL CONTRACTOR TO PROVIDE FIRE-TREATED WOOD STUD BLOCKING, OR EQUIVALENT TO SUPPORT ANY WALL ATTACHMENTS AND/OR SIGNAGE
- (I) PAINT SUBSTITUTIONS ARE NOT ALLOWED. USE STARBUCKS ACCOUNT "COLOR CODE" WHEN ORDERING PAINTS.
- (J) TO LOCATE THE NEAREST SHERWIN WILLIAMS STORE CALL (800) 321-8194. ORDER PAINT BY STARBUCKS COFFEE COMPANY PROGRAM "COLOR CODE." PAINT FORMULAS FOR "COLOR CODE" AVAILABLE AT (800) 321-8194.
- (K) SUBMIT TWO (2) SETS OF 8.5x11" BRUSHOUTS OF ALL PAINT COLORS AND FINISHES TO THE STARBUCKS DM FOR APPROVAL PRIOR TO PAINTING
- (L) REFER TO INTERIOR ELEVATIONS FOR COLOR LOCATIONS.
- (M) ALL WOOD AND METAL SURFACES CALLING FOR PAINT SHALL BE PAINTED SEMI-GLOSS, UON.
- (N) WALL RECEIVING VINYL MURAL WALLCOVERINGS SHALL BE SMOOTH AND PVC PRIMED. MURALS TO BE SEALED. SEALER IS PROVIDED WITH MURAL.
- (O) LOW VOC PAINT IS TO BE USED. NO SUBSTITUTIONS ARE PERMITTED.
- (P) WORKROOM TO BE FINISHED PER LOCAL CODE REQUIREMENTS.
- (Q) CHANGE OF PAINT COLOR ALLOWED AT INSIDE CORNERS ONLY.
- (R) REFER TO INTERIOR ELEVATIONS FOR GRAPHICS LOCATIONS.
- (S) GENERAL CONTRACTOR TO PROVIDE AND INSTALL WORKROOM WALL FINISHES.

KEYED NOTES:

- 1 ALL DOORS TO PROVIDE 32" MIN. CLEAR OPENING WHEN OPENED TO 90 DEGREE POSITION, UON.
- 2 5/8" TILE BACKER BOARD ON BACKBAR WETSIDE WALLS.
- 3 NOT USED.
- 4 ELECTRICAL PANEL. RETAIN INDICATED CLEARANCES.
- 5 PROVIDE AND INSTALL FULL-HEIGHT FRP @ ALL BACKROOM WALLS.
- 6 PROVIDE AND INSTALL FRP BELOW COUNTERTOP(S) AT BACKBAR WALLS.
- 7 CHAIR RAIL AND WAINSCOT AS INDICATED IN THE SALES AND SEATING AREAS. REFER TO SCHEDULE.
- 8 WALL TILE AT BACKBAR. REFER TO ELEVATIONS FOR TAG AND LOCATION, AND SCHEDULE.
- 9 INSTALL METAL CORNER GUARDS AS NEEDED IN THE BACKROOM. MOUNT @ 6" AFF. AFFIX WITH STAINLESS STEEL OVAL HEAD SCREWS ON EITHER SIDE BY 1/2" VERTICALLY.

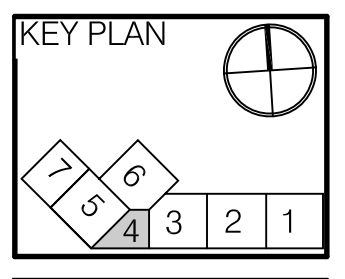
WALL TREATMENT:

- 1 FRP AT BACKBAR UP TO COUNTERTOP
- 2 FULL HEIGHT FRP
- 3 WALL TILE
- INDICATES METAL CORNER GUARD
- INDICATES CHAIR RAIL & WAINSCOT

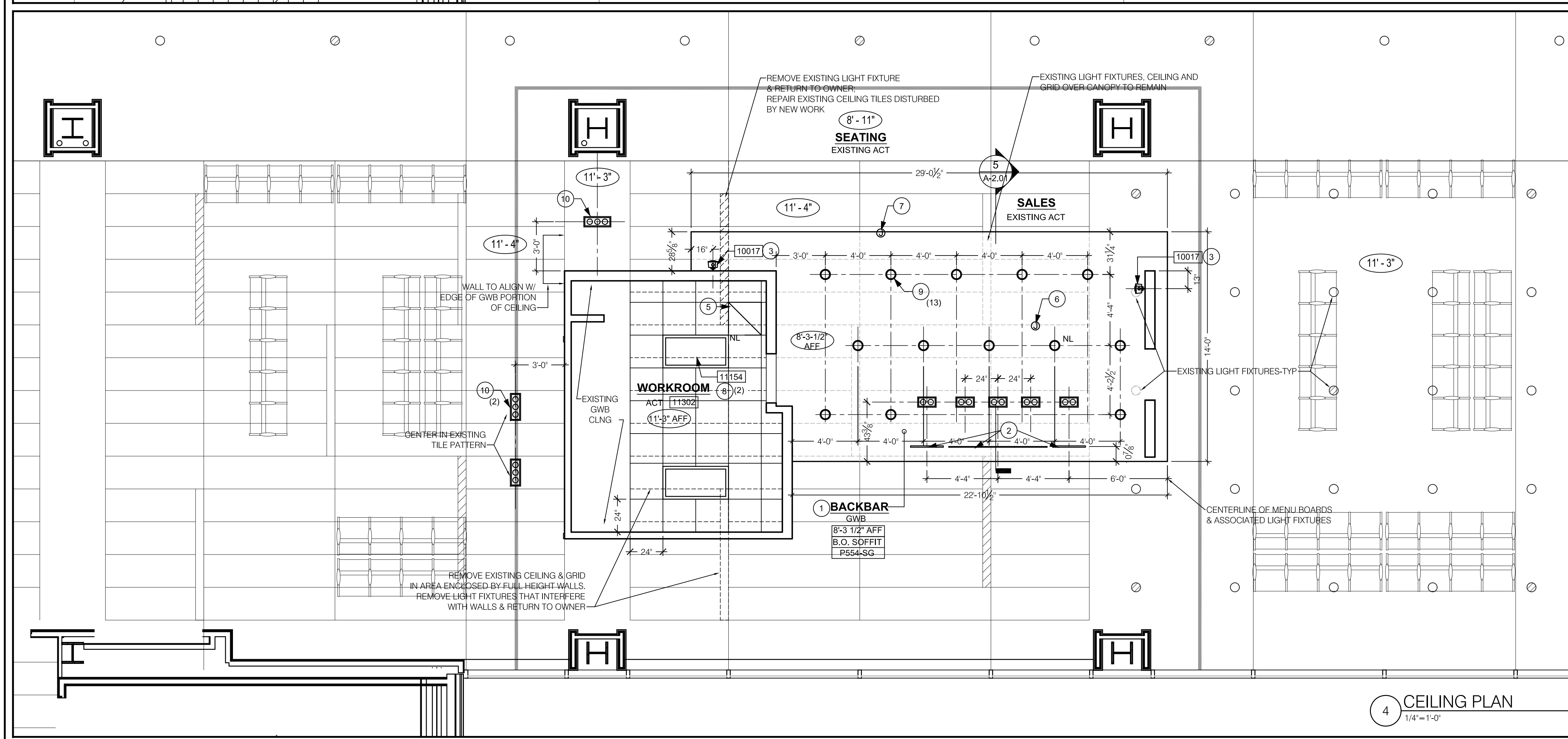
Item	Date
Permit	072011



Starbucks Coffee
Portland Int'l Jetport PWW
1001 Westbrook Street
Portland ME 04102



HMS Host
6905 Rockledge Drive
Bethesda, MD 20817
T: (240) 694-4746
F: (240) 694-4643
C: (240) 274-6417
E: scott.reimink@hmshost.com



RCP NOTES:

- (A) REFER TO A-6.00/A-6.01 FOR SCHEDULES.
- (B) IF REQUIRED BY LOCAL CODE, GC TO PROVIDE SEMI-RECESSED SPRINKLER HEADS WITH POLISHED CHROME ESCUTCHEONS CENTERED IN ACOUSTIC CEILING TILE. IF PENDANT HEADS ARE REQUIRED IN GYPSUM SOFFIT OVER FRONTBAR, CONCEAL SUPPLY PIPING WITHIN SOFFIT. GC TO SUBMIT SPRINKLER LAYOUT TO STARBUCKS' DM FOR APPROVAL PRIOR TO INSTALLATION.
- (C) PROVIDE AND LOCATE SPRINKLERS PER LOCAL CODES. CONTACT STARBUCKS DM IF DESIGN INTENT IS AFFECTED.
- (D) PAINT SUBSTITUTIONS ARE NOT ALLOWED. USE STARBUCKS NATIONAL ACCOUNT "COLOR CODE" WHEN ORDERING PAINTS. REFER TO A-6.00 FOR PAINT SCHEDULE.
- (E) DIMENSION TO CENTERLINE OF DIFFUSERS/VENTS OR RETURNS, UON.
- (F) PROVIDE GROMMET AT ALL CEILING PENETRATIONS FOR FIXTURES/SUPPORTS.
- (G) NOT USED.
- (H) REFER TO WALL FINISH SCHEDULES FOR PAINT SPECIFICATIONS. PAINT ALL HVAC DUCTS, HVAC DIFFUSERS, RECESSED SPEAKERS & LIGHT TRIM RINGS THE SAME COLOR AS CEILING OR SOFFIT, TYPICAL THROUGH OUT RETAIL PORTION OF STORE. PATCH AND REPAIR ANY DAMAGE TO EXISTING GWB PRIOR TO PAINTING. ALL PAINTED SURFACES TO RECEIVE MIN. ONE COAT PRIMER - SEE PAINT SCHEDULE FOR SPECIFICATIONS. ALL PAINT DESIGNATIONS TO EXTEND AROUND OUTSIDE CORNERS, UON.
- (J) DO NOT SCALE DRAWINGS.
- (K) WHERE ACOUSTICAL CEILING MEETS WALL, PROVIDE ANGLE WALL MOULDING FOR REVEAL. MATCH CEILING GRID COLOR WHEN APPLICABLE.
- (L) NOT USED
- (M) NOT USED
- (N) NOT USED
- (O) CENTER EMERGENCY/EXIT LIGHTS ABOVE DOORS, UNLESS OTHERWISE NOTED.
- (P) ADJUST FOCUS OF ALL TRACK & RECESSED DIRECTIONAL LIGHTING TO FULLY ILLUMINATE ALL ARTWORK, MENU BOARDS, & MERCHANDISE.
- (Q) DIMENSION TO CENTERLINE OF LIGHT FIXTURES, UON.
- (R) PROVIDE GROMMET AT ALL CEILING PENETRATIONS FOR FIXTURES/SUPPORTS.
- (S) NOT USED.
- (T) LIGHTING FIXTURES IN ACOUSTICAL CEILING TILE TO BE CENTERED IN TILE, UNLESS OTHERWISE NOTED.
- (U) FLUORESCENT LIGHTING AT WORKROOM AND LIGHTS IDENTIFIED AS "NL" TO BE ON A 24/HOUR/DAY CIRCUIT.

KEYED NOTES:

- 1 GWB SOFFIT AS INDICATED AT BACKBAR, PROVIDE SMOOTH, FINISH READY SURFACE.
- 2 NEW MENU BOARDS SUSPENDED FROM SOFFIT.
- 3 MUSIC SPEAKERS TO BE MOUNTED AT 7'-10" AFF MAXIMUM.
- 4 HVAC DIFFUSER.
- 5 HVAC RETURN.
- 6 PROVIDE 4-SQUARE JUNCTION BOX FOR "SECURITY J-BOX."
- 7 PROVIDE J-BOX AND BLOCKING AS NEEDED FOR SIGNAGE.
- 8 2 x 4 LIGHT FIXTURE
- 9 RECESSED DOWN LIGHT
- 10 RECESSED 3 LAMP LED FIXTURES IN EXISTING CEILING.

Building Engineering Resources, Inc.
66 Main Street
North Easton, MA 02556
T: (508) 230-0260
F: (508) 230-0265
E: ber@ber-engineering.com


Starbucks Coffee Company
2401 Utah Avenue South #800
Seattle WA 98134
T: (206) 318-1515
Contact: Tara Byrne
E: tara.byrne@starbucks.com

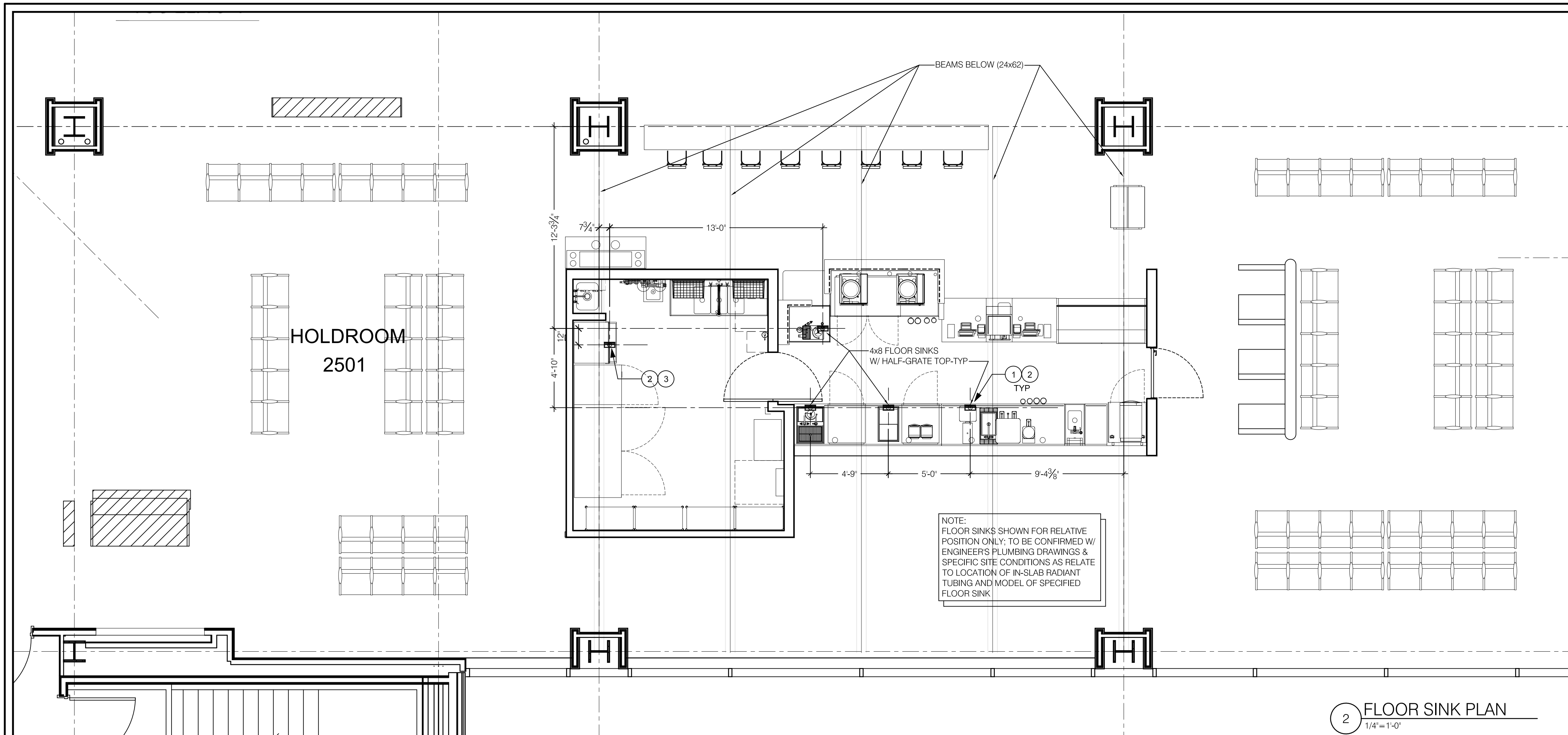
LLOYD ARCHITECTS
Two High Cliff, Plymouth MA 02360
TEL: (508) 746-4646
FAX: (508) 746-1236
E-MAIL: info@lloydarch.com

Job No.: 11400
Scale: As noted
Issued: 07/20/11

FLOOR AND CEILING PLANS AND NOTES

A-1.01





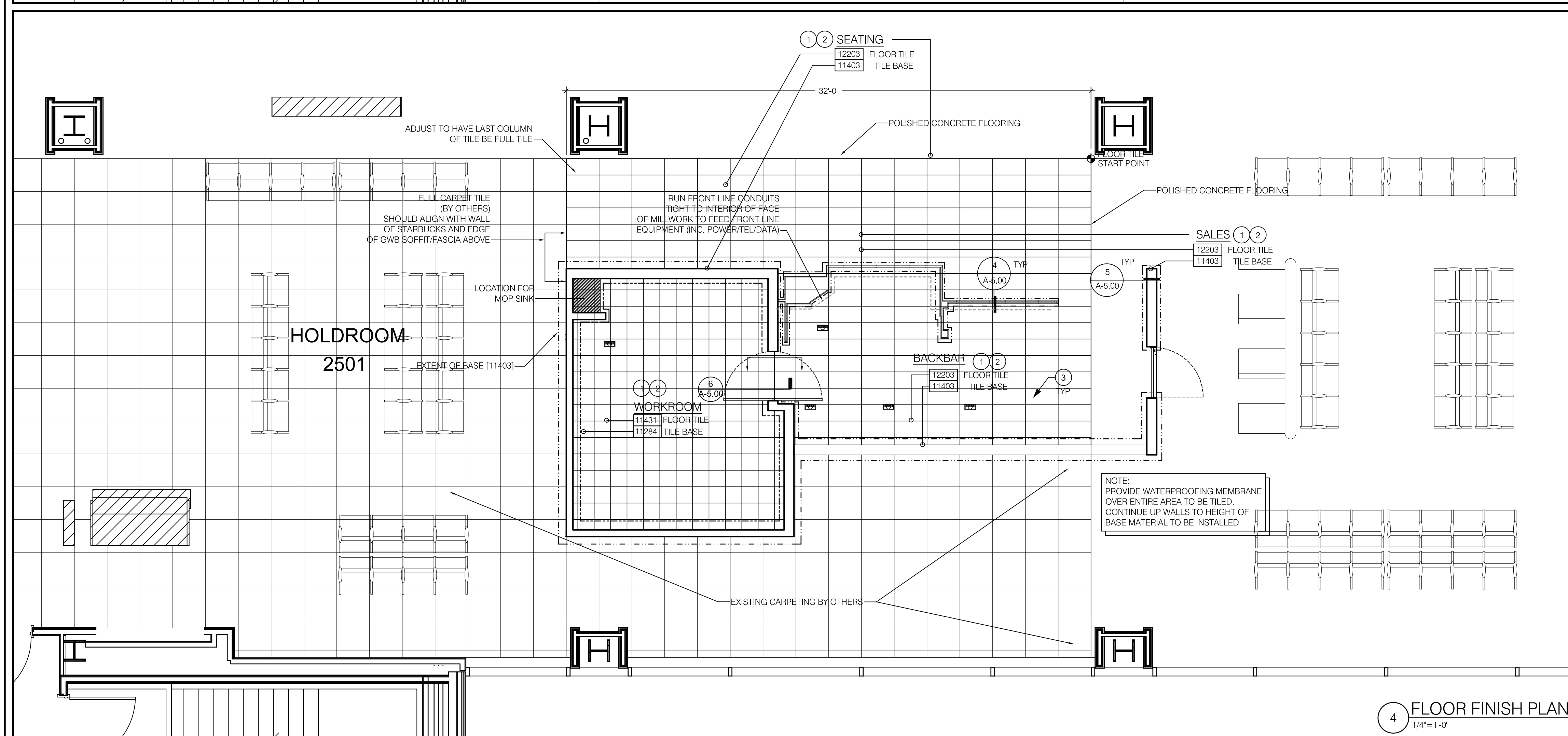
PENETRATION PLAN NOTES:

- (A) ALL DIMENSIONS SHOWN ARE FROM FINISH FACE TO FINISH FACE, UON.
- (B) DO NOT SCALE DRAWINGS.
- (C) GREASE TRAP TO BE SET PER JURISDICTIONAL REQUIREMENTS.
- (D) ALL STUB-UP DIMENSIONS ARE RELATIVE TO FINISHED WALL LOCATIONS (SHOWN AS OUTLINES ON THIS PLAN). REFER TO FLOOR PLAN FOR WALL PLACEMENT.
- (E) VERIFY LOCATIONS AND SIZE OF EXISTING STRUCTURE PRIOR TO TRENCHING AND / OR PENETRATING SLAB. NOTIFY ARCHITECT OF ANY CONFLICTS.
- (F) COORDINATE WITH SPECIFIC TRADES AND SITE CONDITIONS TO DETERMINE LAYOUT OF TRENCHING.
- (G) GENERAL CONTRACTOR TO VERIFY ALL DIMENSIONS AND NOTIFY STARBUCKS PDM OF ANY DISCREPANCIES PRIOR TO CONSTRUCTION. ALL DIMENSIONS TO BE TAKEN FROM DESIGNATED DATUM POINT.

KEYED NOTES:

- 1 FLOOR SINK
- 2 WASTE LINE PENETRATIONS
- 3 FLOOR DRAIN

1 PENETRATION NOTES




FLOOR FINISH PLAN NOTES:

- (A) CABINET BASES TO BE SET AFTER TILE INSTALLATION.
- (B) FOR ALL TILE AND/OR VINYL BASE INSTALLATIONS AT CASEWORK, MECHANICALLY SAND AND SCARIFY WOOD SUBSTRATE TO COMPLETELY REMOVE ALL FINISH. TROWEL ON A PRIMER COAT OF MAPEI TYP. 1. KER 903 ADHESIVE AND ALLOW TO AIR DRY.
- (C) ALIGN TILE TRANSITIONS ON WHOLE TILES AS SHOWN.
- (D) PROVIDE GROUT JOINT OF 3/16" MAXIMUM DEVIATION OF TILE AND GROUT LINE OF 1/4" PER 4'.
- (E) ALL TILE AND SLATE TO BE INSTALLED PER TILE COUNCIL OF AMERICA STANDARDS.
- (F) TILE BASE AND THRESHOLD GROUT JOINTS TO ALIGN WITH TILE FLOOR GROUT JOINTS.
- (G) REMOVAL OF EXCESS GROUT WILL BE DONE WITH WATER. THE USE OF SULFURIC OR MURIATIC ACID IS PROHIBITED. IF THESE ACIDS ARE USED, THE INSTALLER WILL BE REQUIRED TO REMOVE THE ACID AND RESTORE THE GROUT AT THEIR EXPENSE.
- (H) VERIFY LOCATIONS OF EXISTING CONTROL & EXPANSION JOINTS OF SLAB. COORDINATE THE LAYOUT TO EXISTING SLAB.
- (J) GENERAL CONTRACTOR TO SUPPLY AND INSTALL MORTAR, ADHESIVE, AND GROUT. GC TO INSPECT ALL TILES AND REJECT DAMAGED OR SUBSTANDARD TILES PRIOR TO INSTALL.

KEYED NOTES:

- 1 FLOOR TILE
- 2 TILE BASE
- 3 FLOOR SINK

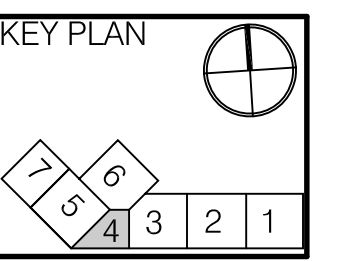
3 FLOOR FINISH NOTES



Item	Date
Permit	072011



Starbucks Coffee
 Portland Int'l Jetport PWM
 1001 Westbrook Street
 Portland ME 04102



HMS Host
 6905 Rockledge Drive
 Bethesda, MD 20817
 T: (240) 694-4746
 F: (240) 694-4643
 C: (240) 274-6417
 E: scott.reimink@hmshost.com

Building Engineering Resources, Inc.
 66 Main Street
 North Easton, MA 02556
 T: (508) 230-0260
 F: (508) 230-0265
 E: ber@ber-engineering.com

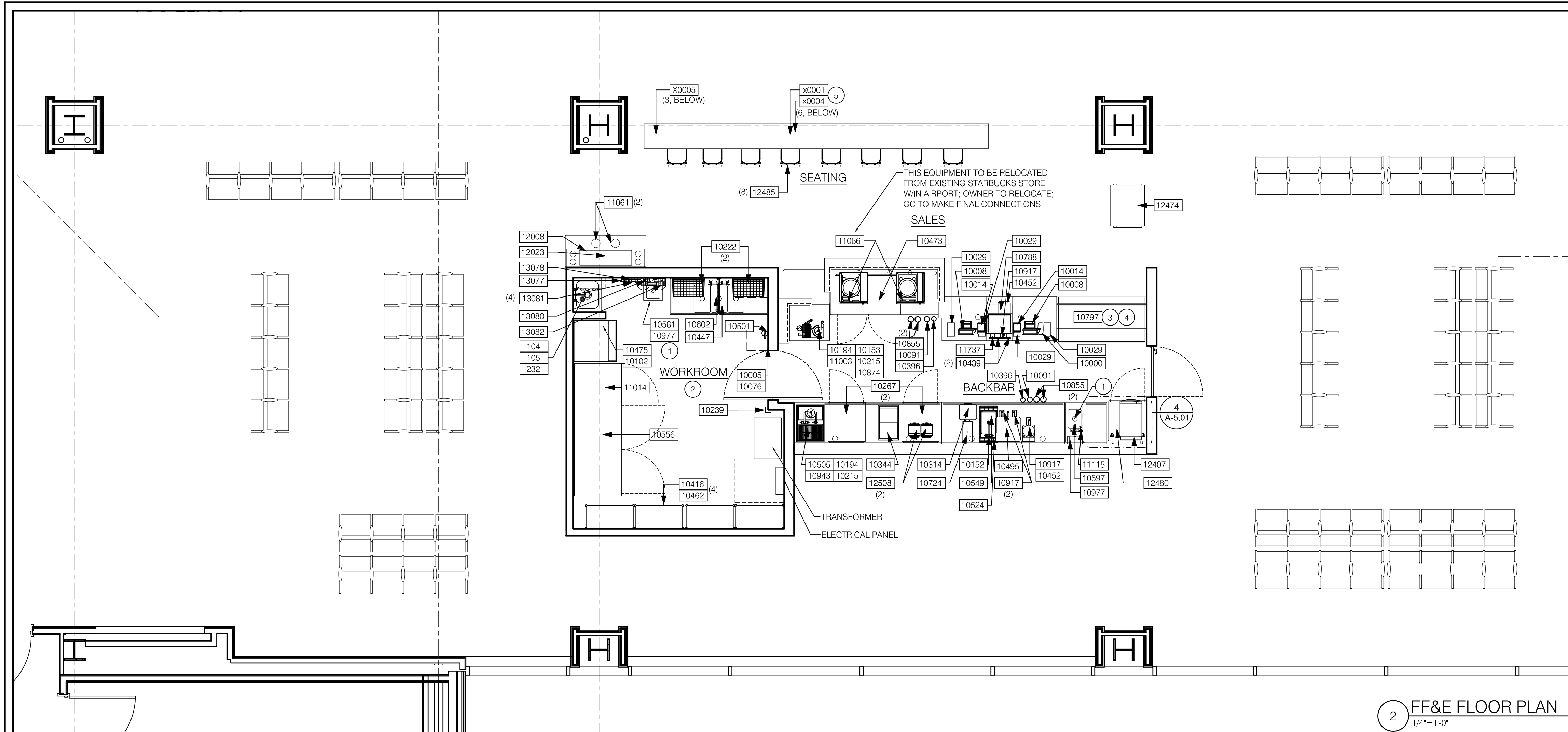
Starbucks Coffee Company
 2401 Utah Avenue South #800
 Seattle WA 98134
 T: (206) 318-1575
 Contact: Tara Byrne
 E: tara.byrne@starbucks.com

LLOYD ARCHITECTS
 Two High Cliff, Plymouth MA 02360
 TEL: (508) 746-4646
 FAX: (508) 746-1236
 E-MAIL: info@lloydarch.com

Job No.: 11400
 Scale: As noted
 Issued: 07/20/11

FLOOR SINK & FLOOR FINISH PLANS & NOTES

A-1.02



2 FF&E FLOOR PLAN
1/4"=1'-0"

FF&E PLAN NOTES:

- (A) THE SPACE IS SERVED BY THE MUNICIPAL WATER AND SEWER SYSTEM, UON.
- (B) ALL EQUIPMENT AND INSTALLATION WILL MEET NATIONAL SANITATION FOUNDATION STANDARDS OR EQUIVALENT.
- (C) EQUIPMENT UNITS SHALL CONTAIN NO EXPOSED THREADS, EMBELLISHMENTS, OR OVERHANGING EDGES THAT SERVE AS PLACES FOR ACCUMULATION OF DUST, DIRT AND/OR DEBRIS.
- (D) LICENSEE'S ARCHITECT TO SHOW LOCATION PLAN OF SHARED MOP SINK.

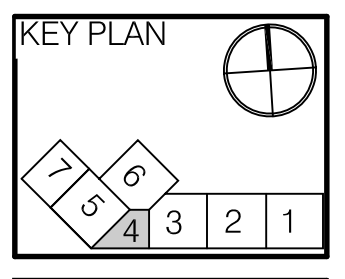
KEYED NOTES:

- (1) EACH HANDWASHING SINK WILL HAVE A SINGLE SERVICE TOWEL AND SOAP DISPENSER AND ALL HANDSINKS TO HAVE A COMBINATION FAUCET OR PREMIXING FAUCET.
- (2) PLACE A FIRE EXTINGUISHER IN WORKROOM PER FIRE INSPECTOR.
- (3) GC CONTRACTOR TO CONDUCT INITIAL FOOD CASE START-UP AND TESTING FOR APPROVED CONTRACTOR. CONTACT STRUCTURAL CONCEPTS (800) 433-9489 EXT. 257. ALLOW MINIMUM 3 WEEK LEAD TIME PRIOR TO STORE TURNOVER.
- (4) LICENSEE TO PROVIDE SECURITY GRILLE FOR FOOD CASE.
- (5) CUSTOM TABLE AND PANELS, FC COORDINATE WITH STARBUCKS DM.

Item	Date
Permit	072011



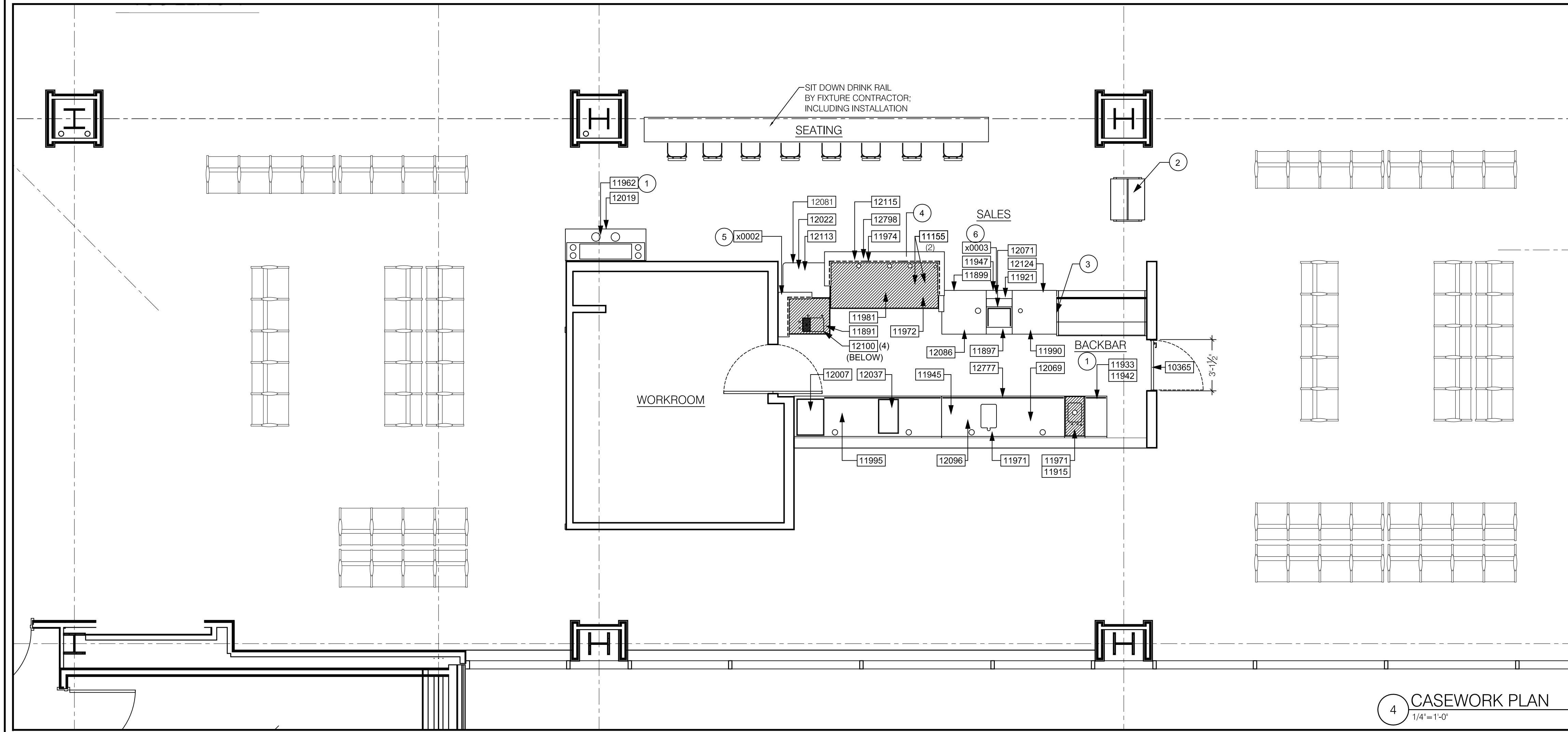
Starbucks Coffee
Portland Int'l Jetport P/W/M
1001 Westbrook Street
Portland ME 04102



HMS Host
6905 Rockledge Drive
Bethesda, MD 20817
T: (240) 694-4746
F: (240) 694-4643
C: (240) 274-6417
E: scott.reimink@hmshost.com

Building Engineering Resources, Inc.
66 Main Street
North Easton, MA 02356
T: (508) 230-0260
F: (508) 234-0265
E: ber@ber-engineering.com

Starbucks Coffee Company
2401 Utah Avenue South #800
Seattle WA 98134
T: (206) 318-1515
Contact: Tara Byrne
E: tara.byrne@starbucks.com




4 CASEWORK PLAN
1/4"=1'-0"

CASEWORK PLAN NOTES:

- (A) GC TO NOTIFY STARBUCKS PDM IMMEDIATELY IF A DISCREPANCY EXISTS BETWEEN CASEWORK SHOP DRAWINGS, SITE DIMENSIONS, CASEWORK PLAN OR ACTUAL CASEWORK FIXTURES. ALL DIMENSIONS TO BE TAKEN FROM DESIGNATED DATUM POINT.
- (B) FC TO COORDINATE AND SCHEDULE CASEWORK DELIVERY DATE. GENERAL CONTRACTOR TO CONFIRM CASEWORK DELIVERY DATE WITH CASEWORK MANUFACTURER 4 WEEKS AND 1 WEEK PRIOR TO SCHEDULE DATE OF DELIVERY.
- (C) STARBUCKS CONTRACT DIRECTLY WITH THE CASEWORK VENDOR TO SUPPLY CASEWORK LISTED IN THE CASEWORK SCHEDULE, UON.
- (D) FC TO PROVIDE LOCK SET HARDWARE FOR ALL CASEWORK CABINETS.
- (E) ALL CASEWORK BASE UNITS SHALL BE SET ON 1/4" (6MM) NON-ABSORBENT PLASTIC SHIMS PROVIDED BY CASEWORK VENDOR.
- (F) SEE WALL FINISH PLAN & INTERIOR ELEVATIONS FOR LOCATION, TAGGING, FINISHES, AND APPLIED WALL TREATMENTS.
- (G) INSTALL OVEN SS COUNTERTOP AND BASE CABINET WITH 1/2" (10MM) GAP BETWEEN ADJACENT COUNTERTOPS. SEE WARMING DETAILS FOR HOLD DIMENSIONS.
- (H) SEE SHEETS A-6.00 / A-6.01 FOR SCHEDULES.

KEYED NOTES:

- (1) DO NOT CAULK TRASH RINGS TO COUNTERTOPS.
- (2) ETAGERE.
- (3) GC TO CAULK WHERE COUNTERTOP MEETS FOODCASE. USE HEALTH DEPARTMENT APPROVED CAULK.
- (4) LICENSEE'S ARCHITECT TO CONFIRM SNEEZEGUARD REQUIREMENTS.
- (5) CUSTOM DIEWALL FILLER WITH TOEKICK
- (6) CUSTOM POS PANEL



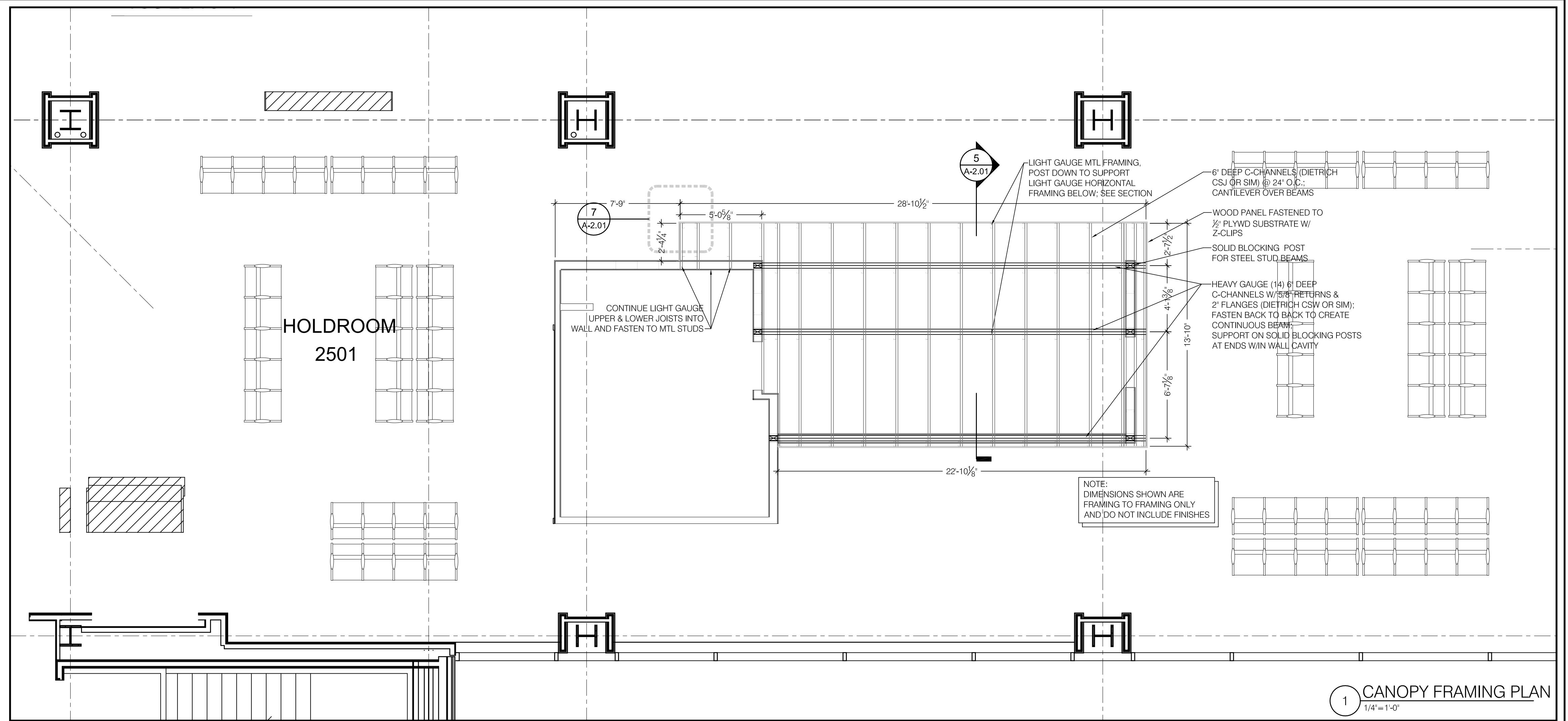
3 CASEWORK NOTES

LLOYD ARCHITECTS
Two High Cliff, Plymouth MA 02360
TEL: (508) 746-4646
FAX: (508) 746-1236
E-MAIL: info@lloydarch.com

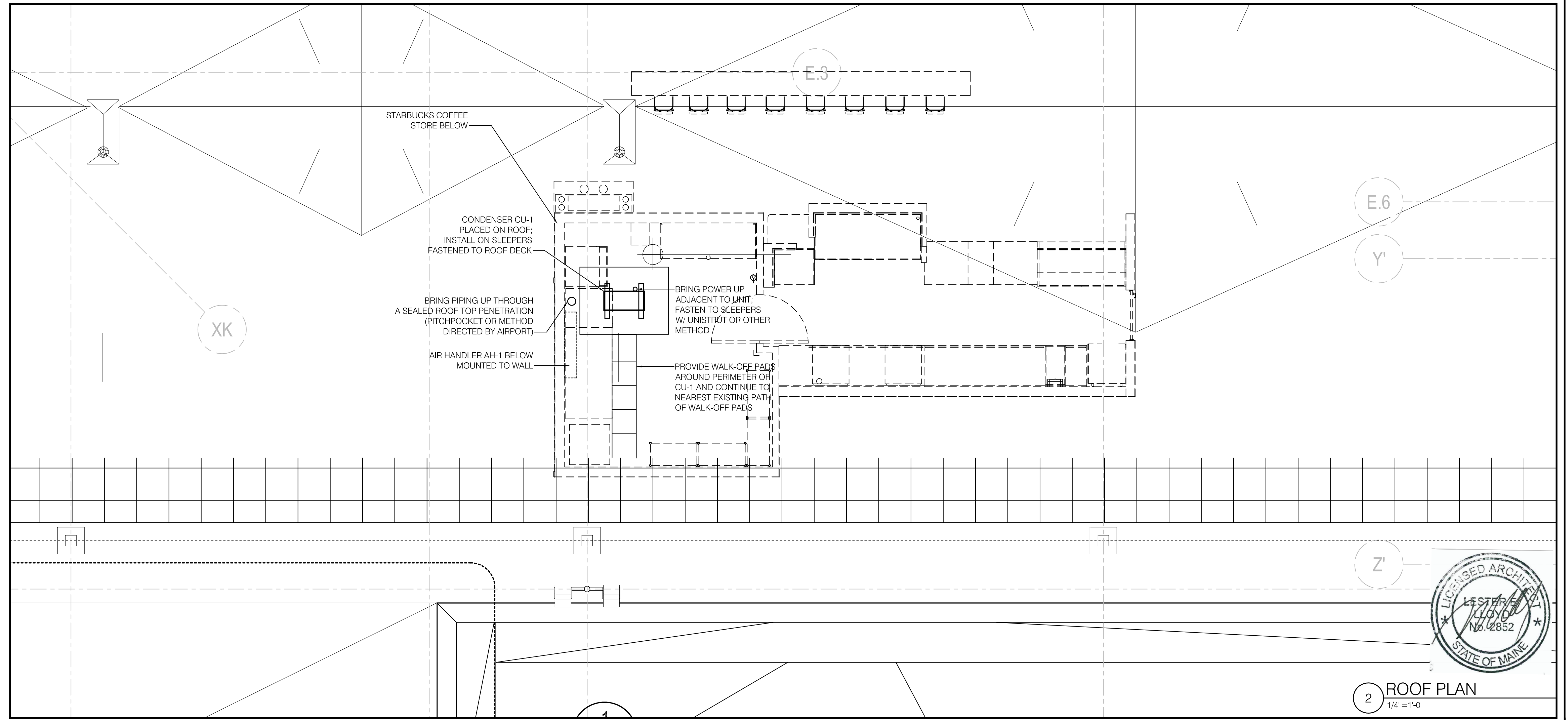
Job No.: 11400
Scale: As noted
Issued: 07/20/11

EQUIPMENT & CASEWORK PLANS & NOTES


A-1.03



1 CANOPY FRAMING PLAN
1/4"=1'-0"



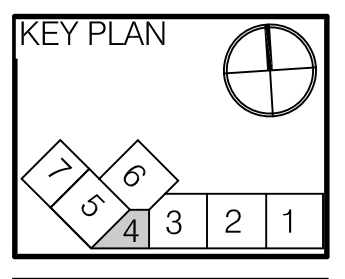
2 ROOF PLAN
1/4"=1'-0"



Item	Date
Permit	072011



Starbucks Coffee
Portland Int'l Jetport PWM
1001 Westbrook Street
Portland ME 04102



HMS Host
6905 Rockledge Drive
Bethesda, MD 20817
T: (240) 694-4746
F: (240) 694-4643
C: (240) 274-6417
E: scott.reimink@hmshost.com

Building Engineering Resources, Inc.
66 Main Street
North Easton, MA 02356
T: (508) 230-0260
F: (508) 234-0265
E: ber@ber-engineering.com

Starbucks Coffee Company
2401 Utah Avenue South
#800
Seattle WA 98134
T: (206) 318-1515
Contact: Tara Byrne
E: tara.byrne@starbucks.com

LLOYD ARCHITECTS
Two High Cliff, Plymouth MA 02360
TEL: (508) 746-4646
FAX: (508) 746-1236
E-MAIL: info@lloydarch.com

Job No.: 11400
Scale: As noted
Issued: 07/20/11

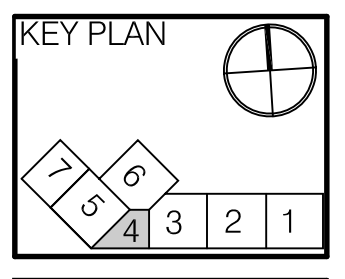
FRAMING PLAN AND ROOF PLAN

A-1.04

Item	Date
Permit	072011



Starbucks Coffee
 Portland Int'l Jetport PWW
 1001 Westbrook Street
 Portland ME 04102



HMS Host
 6905 Rockledge Drive
 Bethesda, MD 20817
 T: (240) 694-4746
 F: (240) 694-4643
 C: (240) 274-6417
 E: scott.reimink@hmshost.com

Building Engineering Resources, Inc.
 66 Main Street
 North Easton, MA 02356
 T: (508) 230-0260
 F: (508) 234-0265
 E: ber@ber-engineering.com

Starbucks Coffee Company
 2401 Utah Avenue South #800
 Seattle WA 98134
 T: (206) 318-1515
 Contact: Tara Byrne
 E: tara.byrne@starbucks.com

LLOYD ARCHITECTS
 Two High Cliff, Plymouth MA 02360
 TEL: (508) 746-4646
 FAX: (508) 746-1236
 E-MAIL: info@lloydarch.com

Job No.: 11400
 Scale: As noted
 Issued: 07/20/11

ELEVATIONS AND NOTES

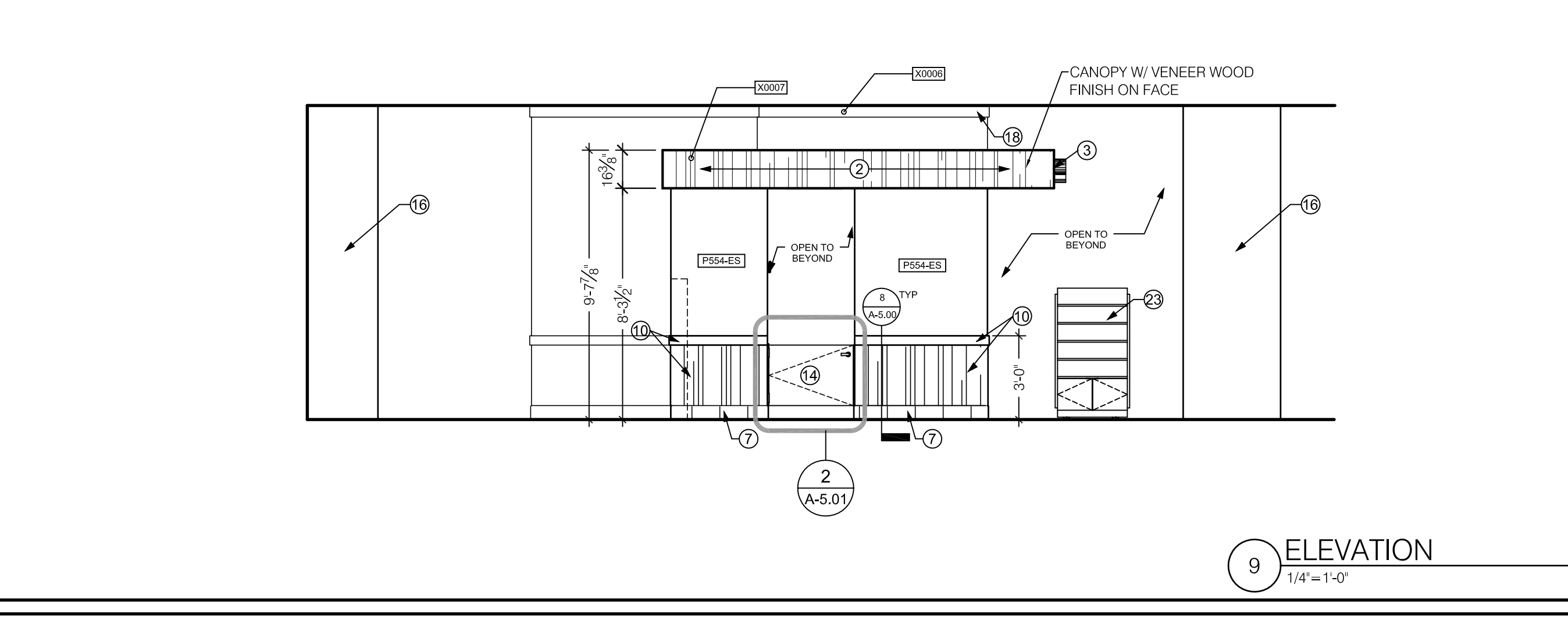
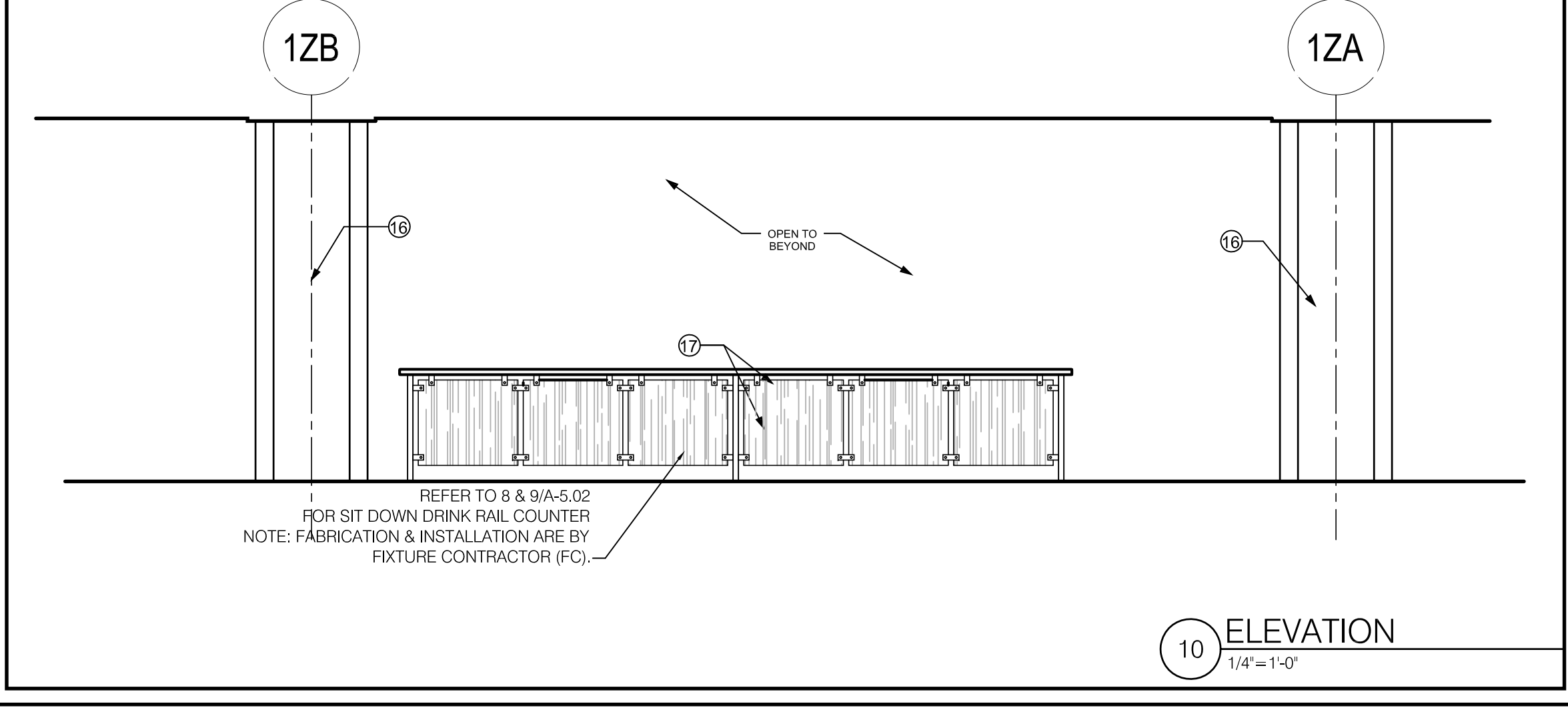
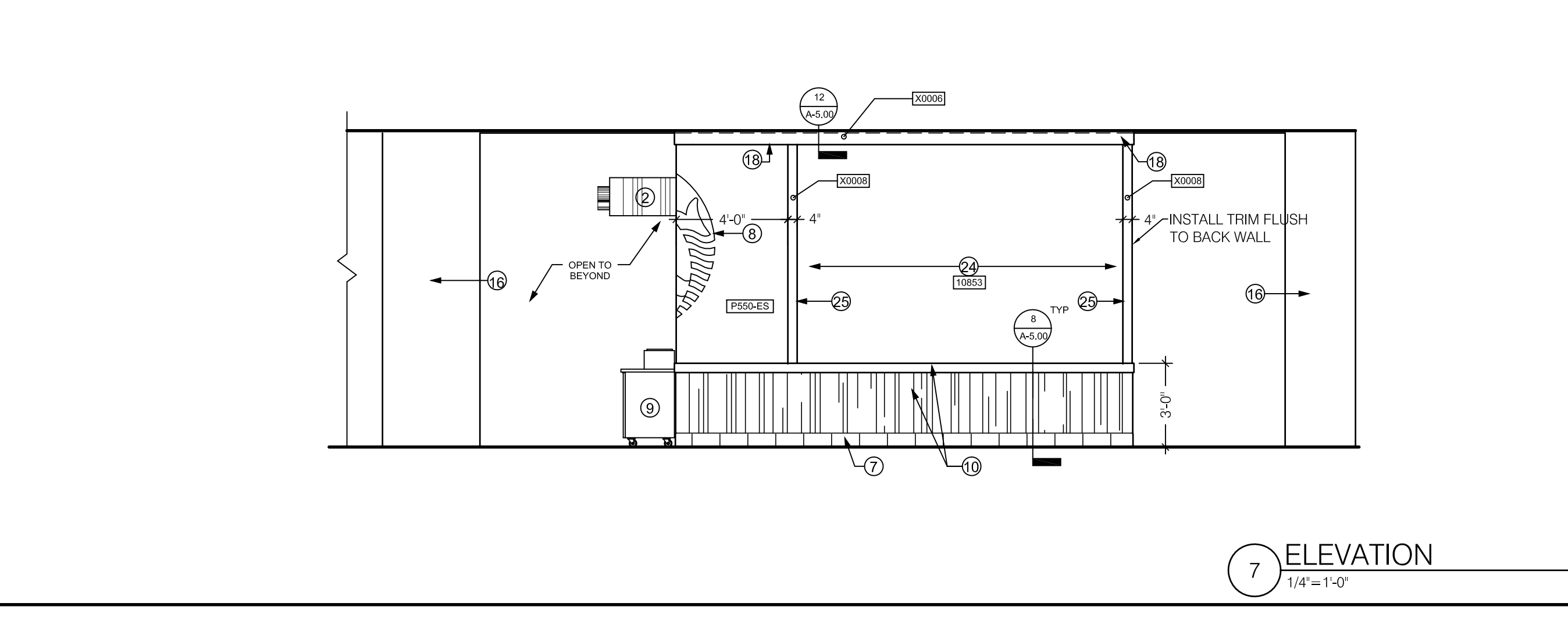
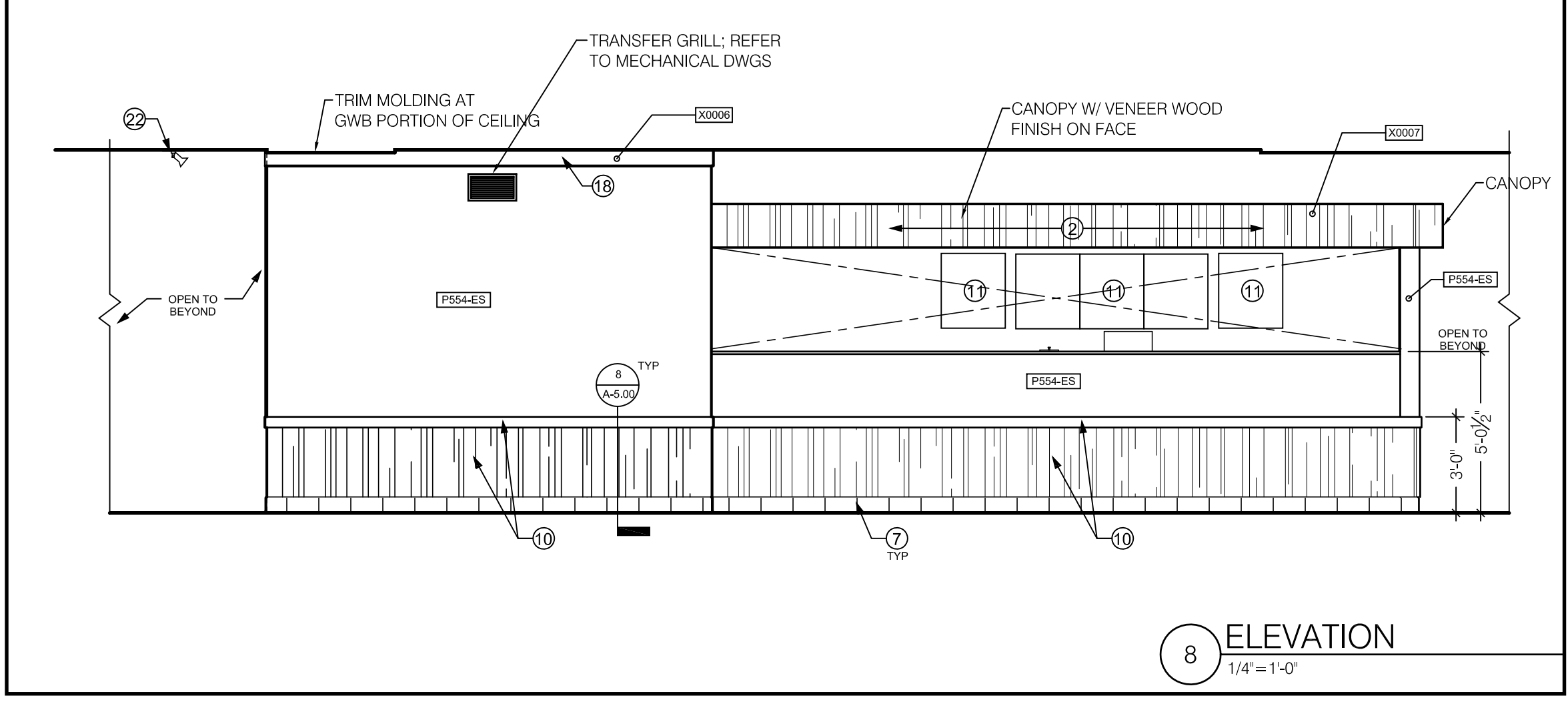
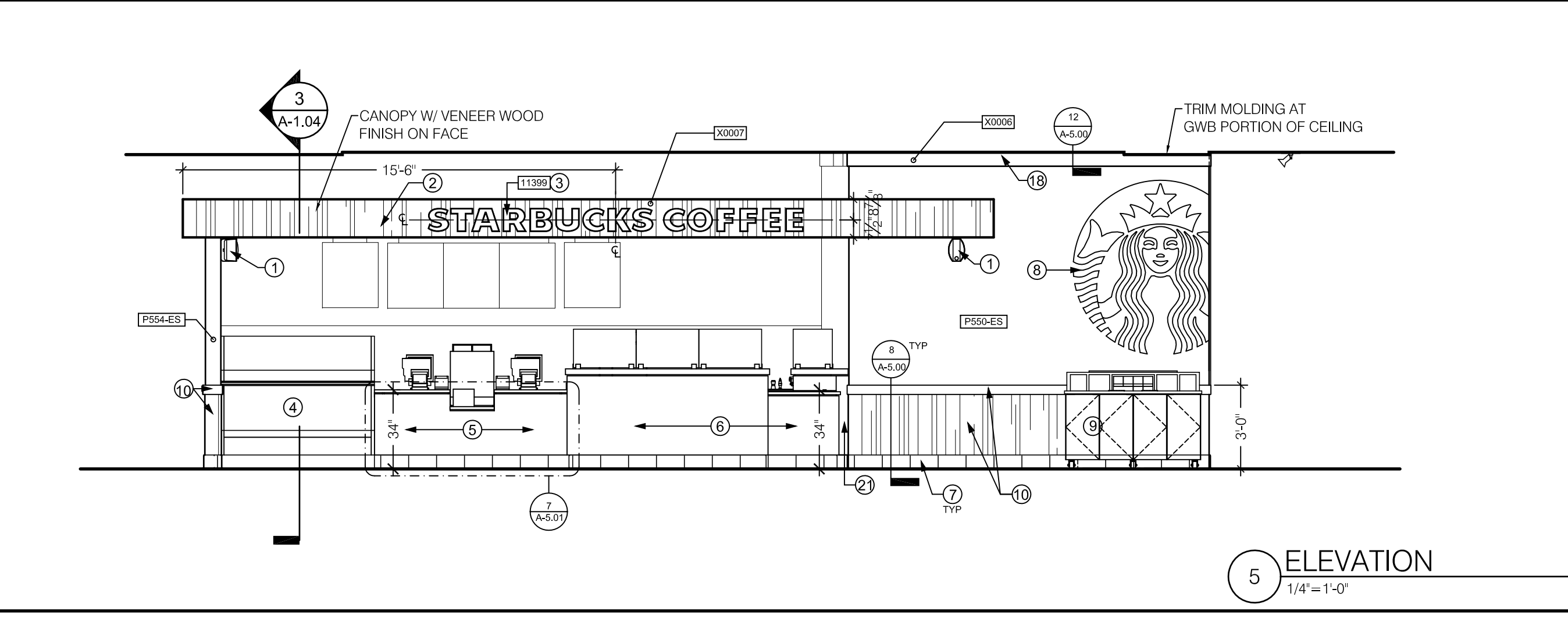
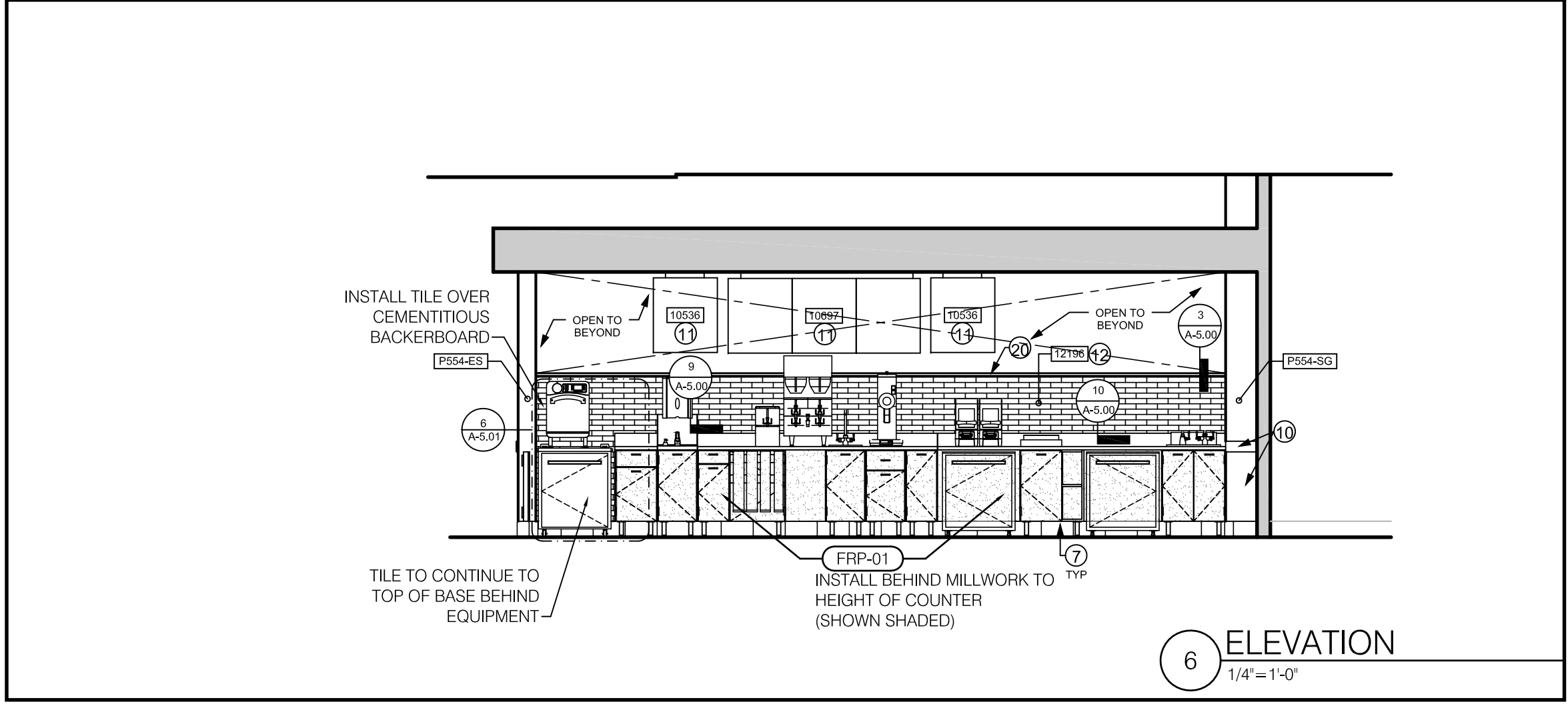
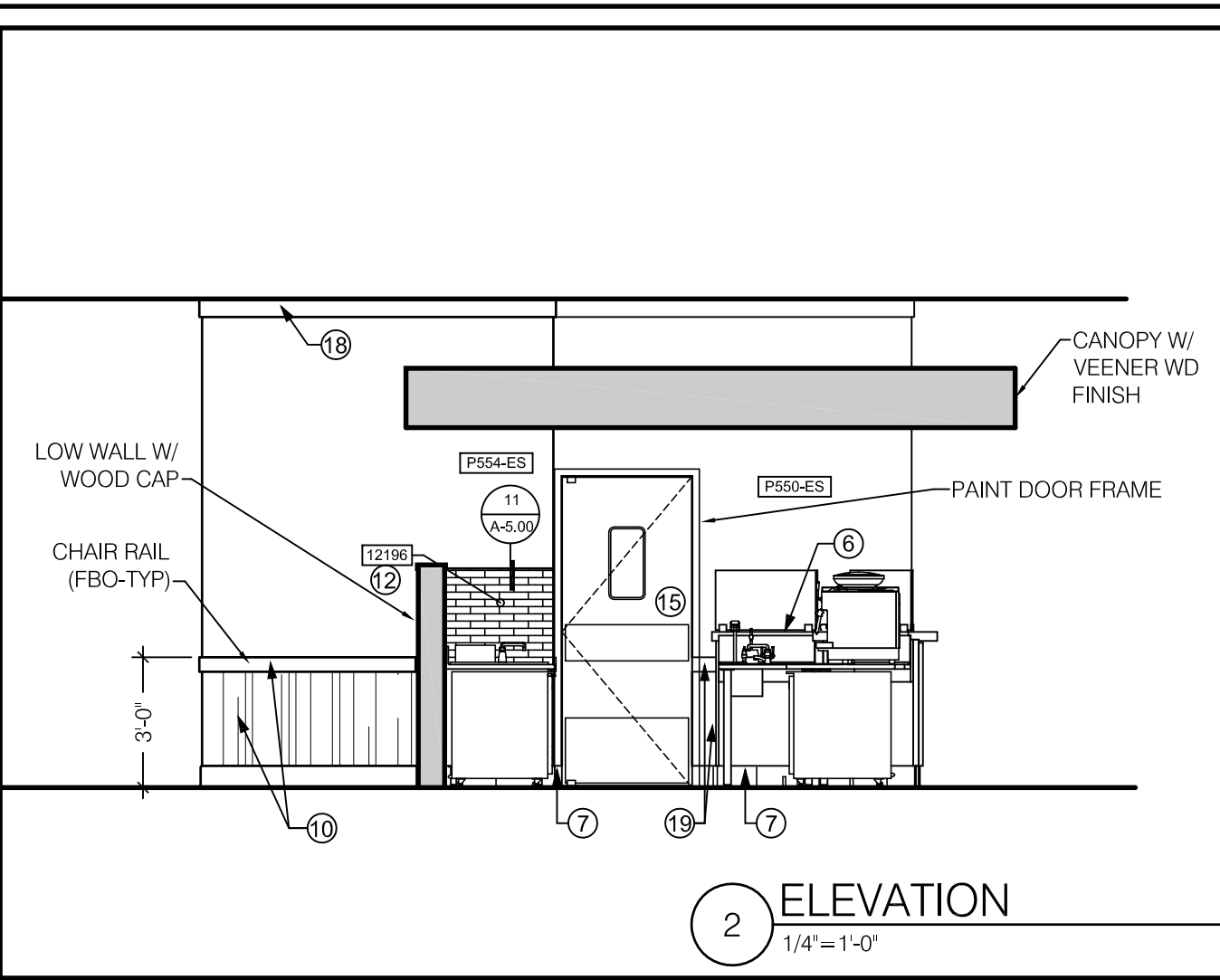
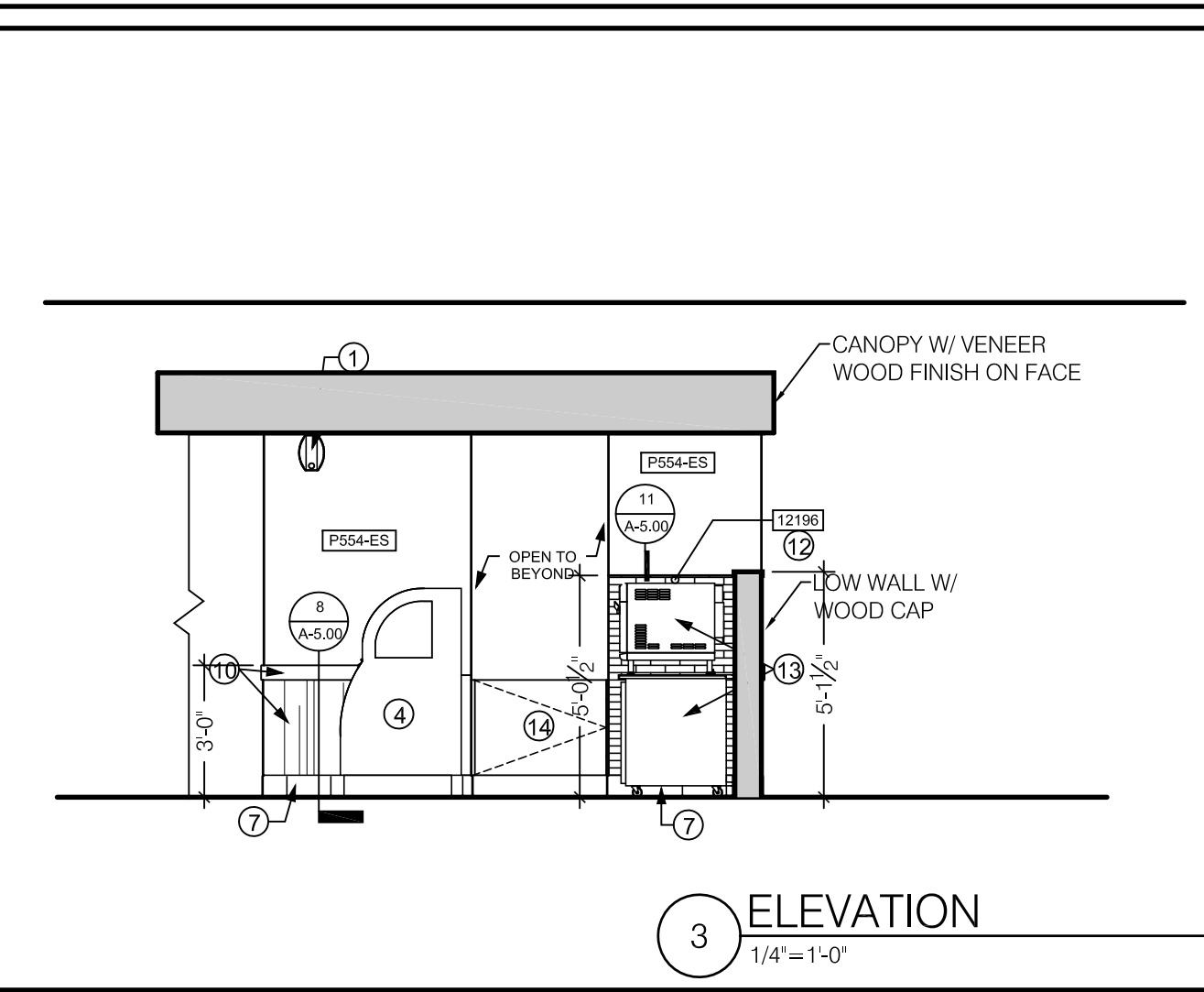
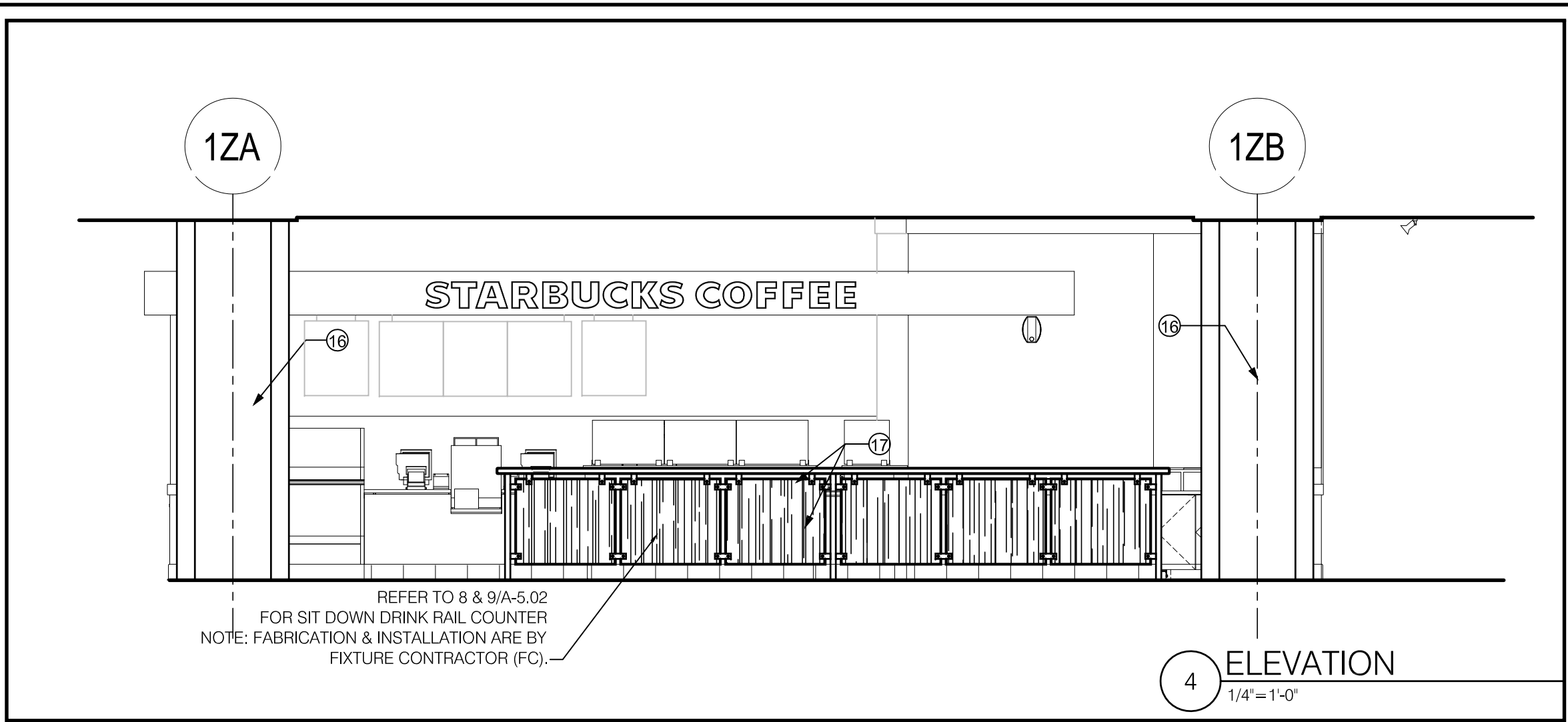

A-2.00

INTERIOR ELEVATION NOTES:

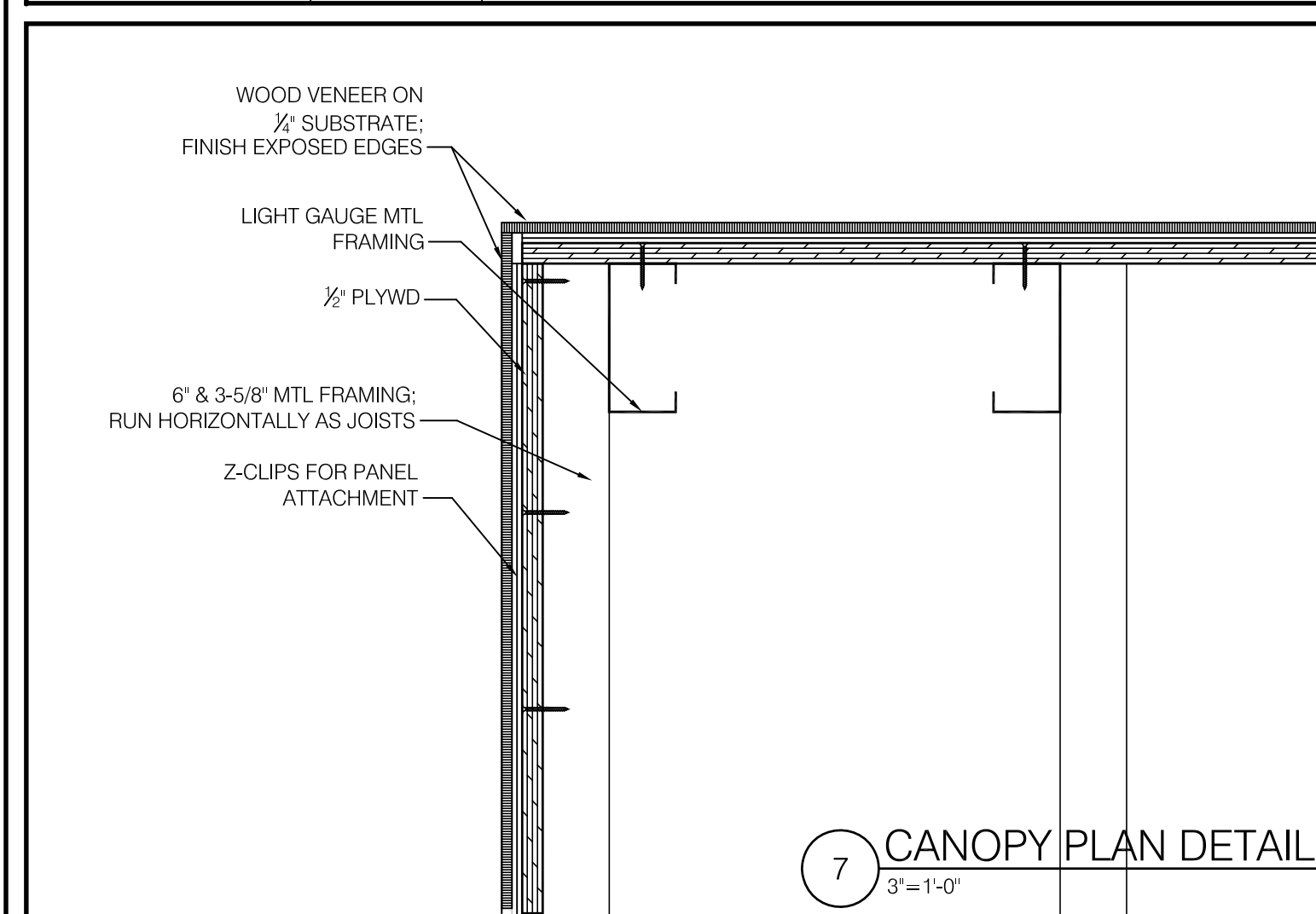
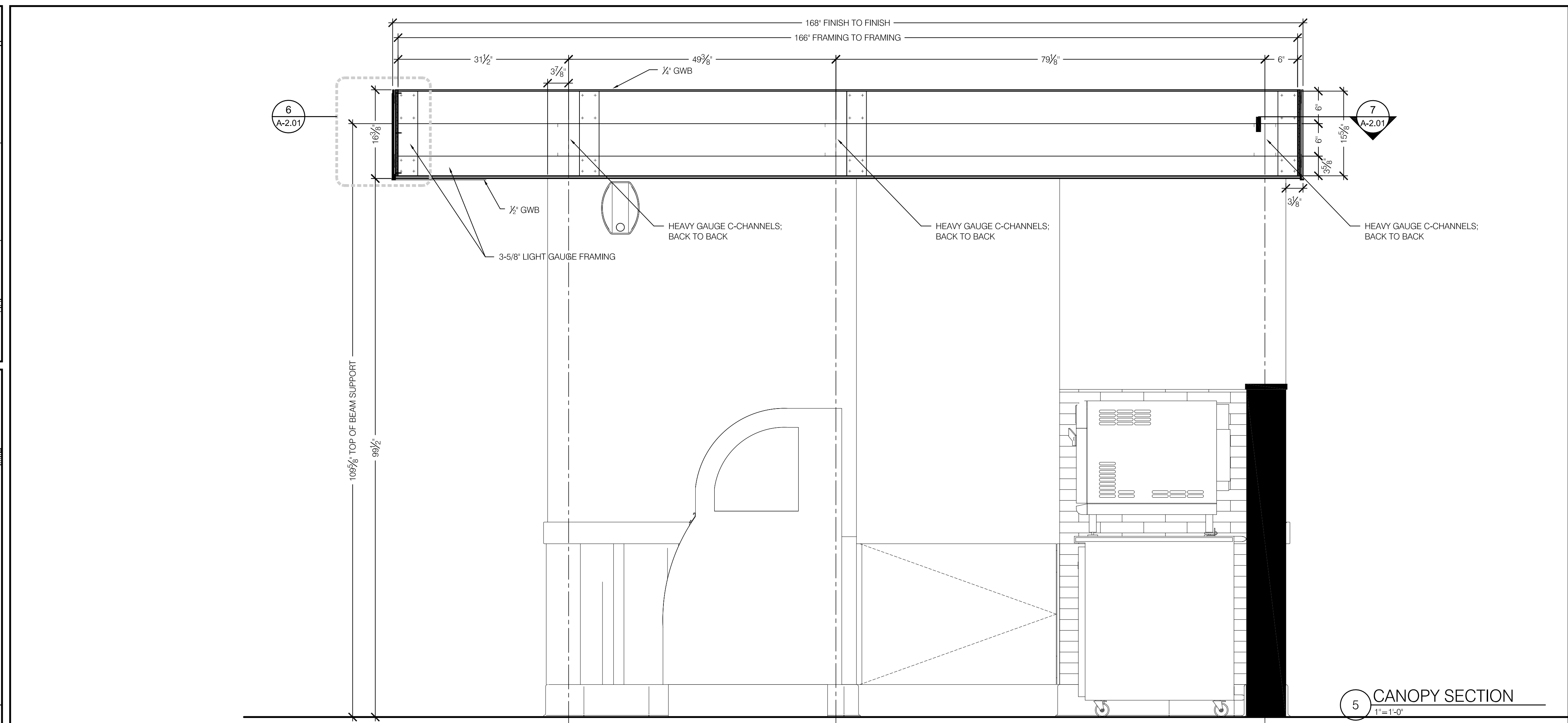
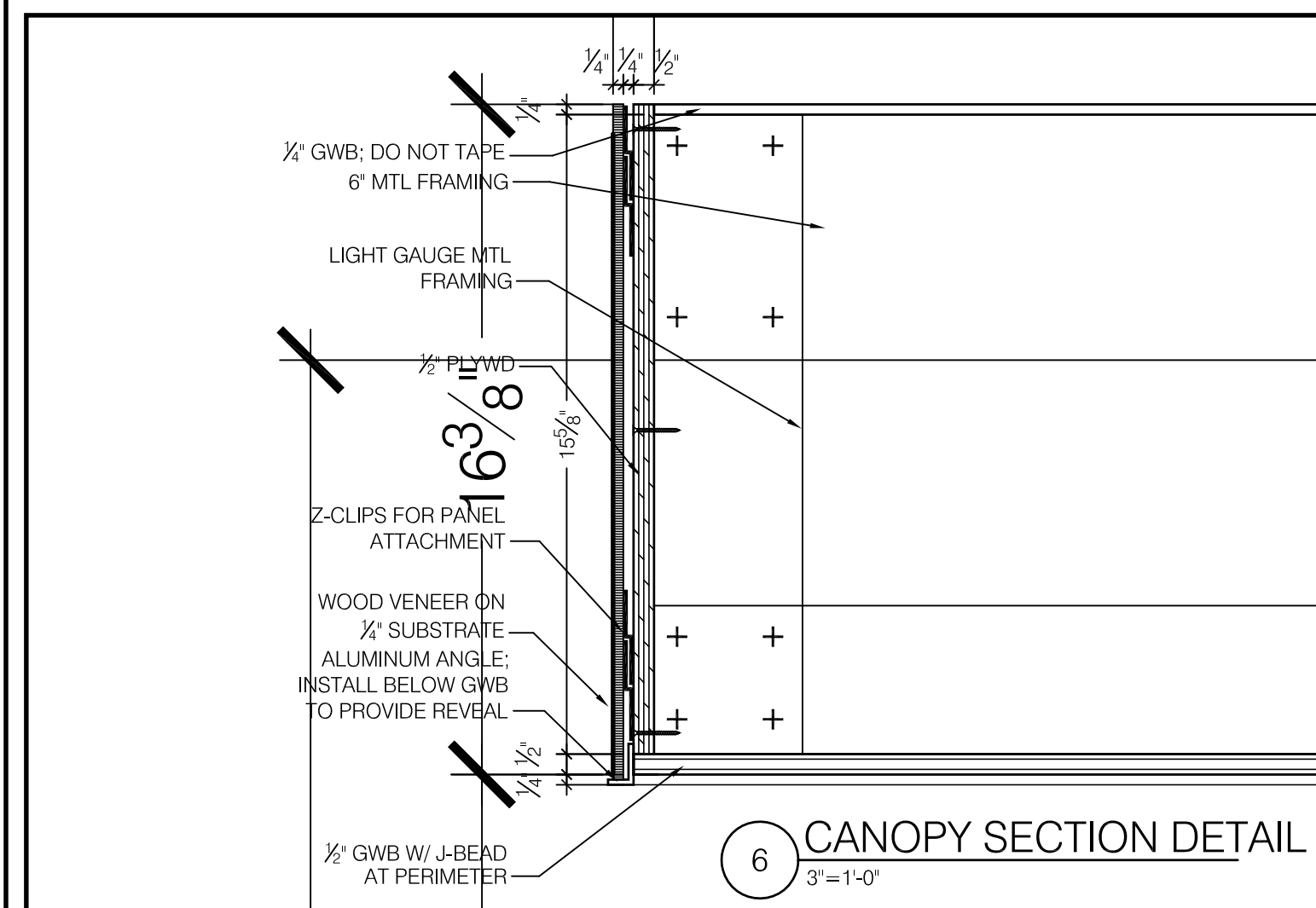
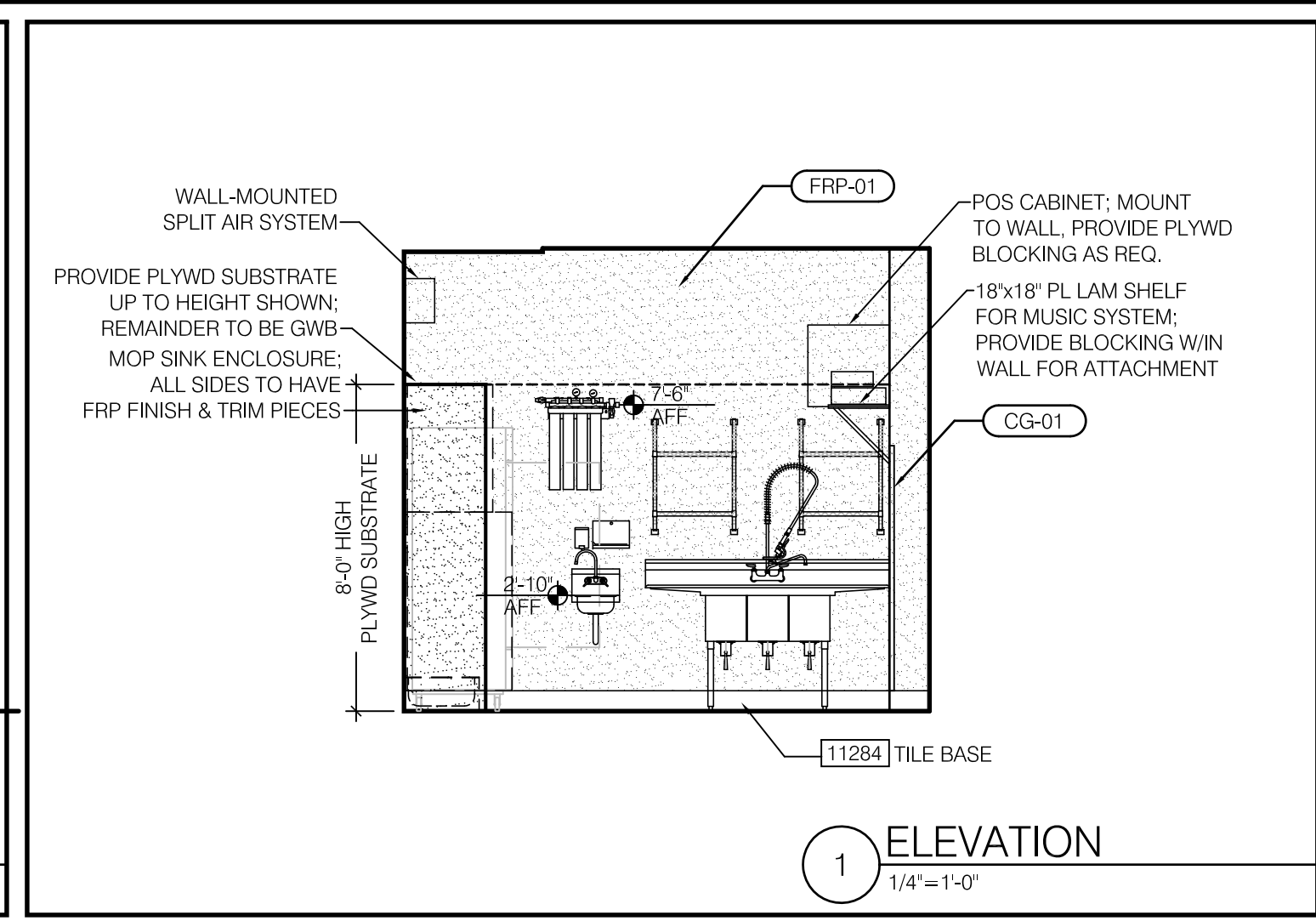
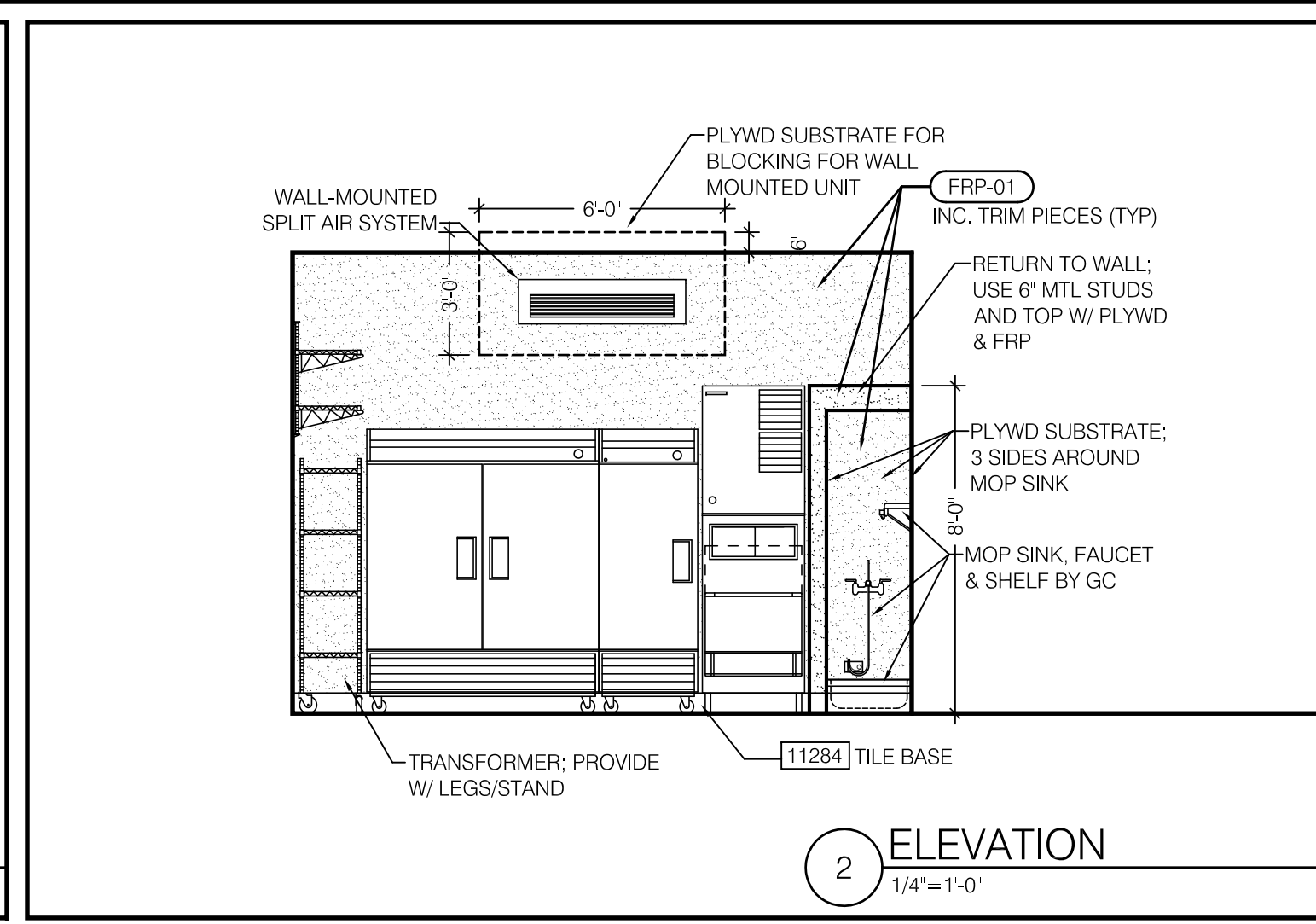
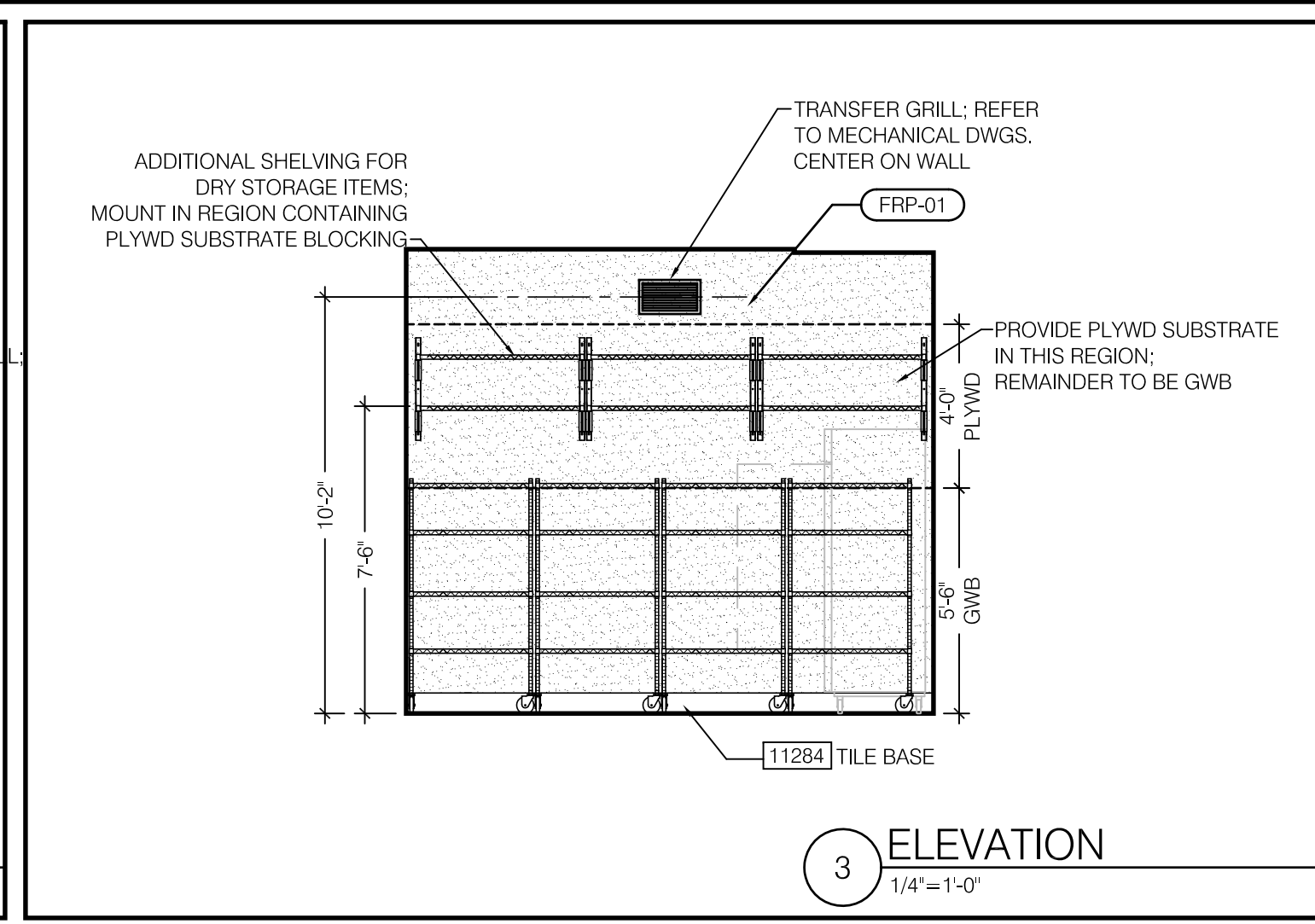
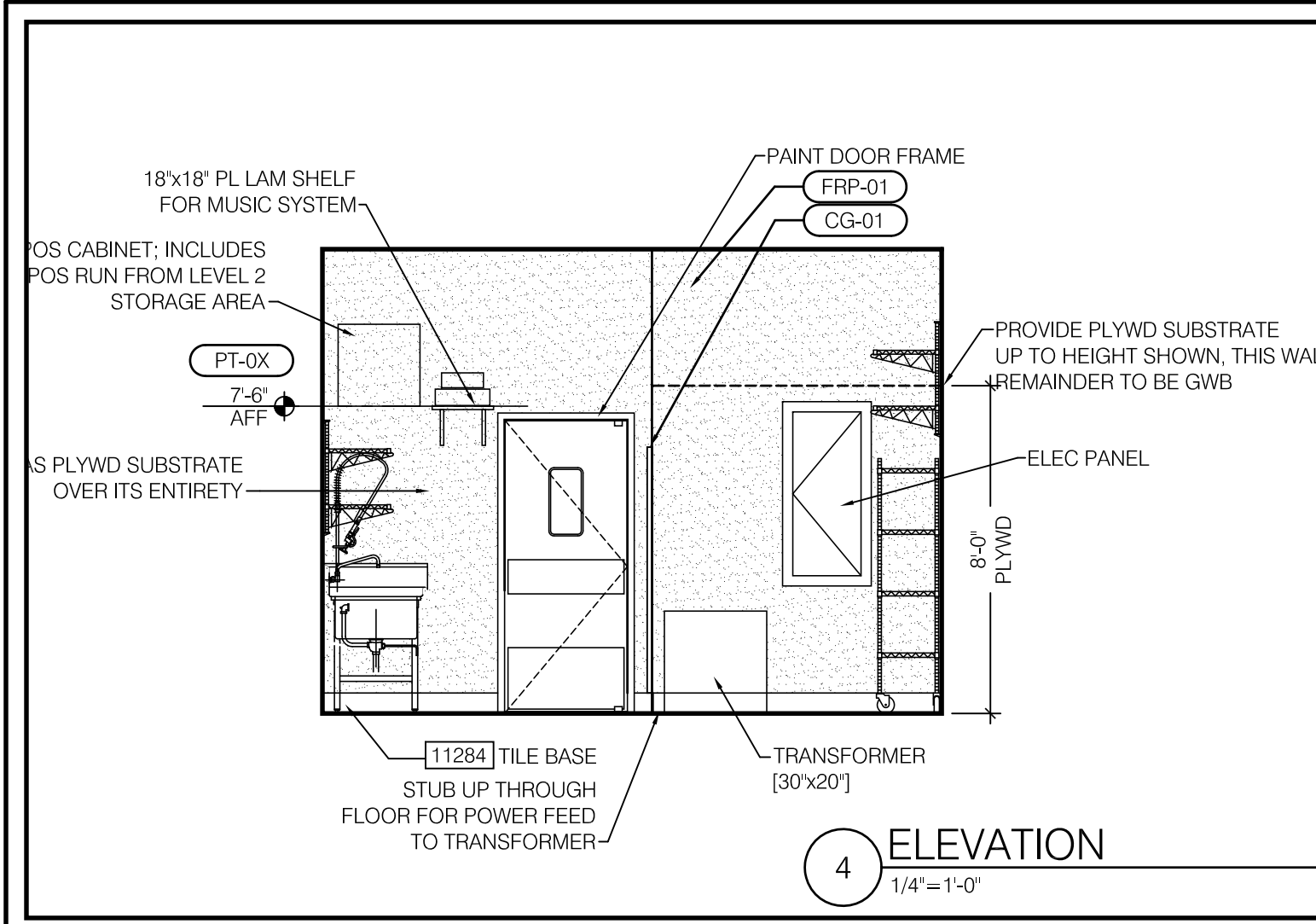
- (A) ALL PAINT DESIGNATIONS TO EXTEND AROUND OUTSIDE CORNERS, UNON.
- (B) REFER TO MANUFACTURER'S INSTRUCTIONS SHIPPED WITH ARTWORK FOR INSTALLATION INSTRUCTIONS AND SPACING.
- (C) VERIFY ALL DIMENSIONS AND NOTIFY ARCHITECT OF ANY DISCREPANCIES PRIOR TO CONSTRUCTION.
- (D) PAINT SUBSTITUTIONS ARE NOT ALLOWED. USE STARBUCKS NATIONAL ACCOUNT "COLOR CODE" WHEN ORDERING PAINTS. REFER TO I-601 FOR PAINT SCHEDULE.
- (E) DO NOT SCALE DRAWINGS.
- (F) SEE SHEETS A-6.00 / A-6.01 FOR SCHEDULES

KEYED NOTES:

- 1 MUSIC SPEAKER
- 2 WOOD CLAD, GWB SOFFIT
- 3 STARBUCKS SIGNAGE
- 4 FOOD CASE
- 5 POS WITH CUSTOM PANEL
- 6 BARISTA BAR
- 7 TILE BASE
- 8 STARBUCKS SUPERGRAPHIC
- 9 CONDIMENT CART
- 10 CHAIR RAIL AND WAINSCOT
- 11 SUSPENDED MENU BOARDS
- 12 BACKBAR WALL TILE
- 13 BACK LINE EQUIPMENT
- 14 ENTRY GATE
- 15 WORK ROOM DOOR
- 16 EXISTING COLUMN
- 17 TABLE WITH PANELS
- 18 6" CROWN MOULDING
- 19 PLAM AND CHAIR RAIL
- 20 PARTIAL HEIGHT WALL TOP CAP
- 21 DIEWALL FILLER WITH TOEKICK
- 22 NOT USED
- 23 ETAGERE
- 24 MURAL
- 25 FC SUPPLIED VERTICAL WOOD TRIM



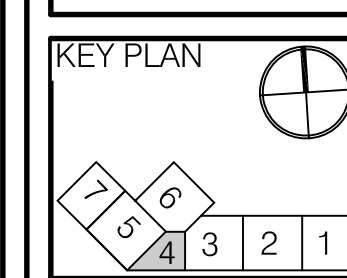
1 ELEVATIONS NOTES



Item	Date
Permit	072011



Starbucks Coffee
Portland Int'l Jetport PVM
1001 Westbrook Street
Portland ME 04102



HMS Host
6905 Rockledge Drive
Bethesda, MD 20817
T: (240) 694-4746
F: (240) 694-4643
C: (240) 274-6417
E: scott.reimink@hmshost.com

Building Engineering Resources, Inc.
66 Main Street
North Easton, MA 02356
T: (508) 230-0260
F: (508) 234-0265
E: ber@ber-engineering.com


Starbucks Coffee Company
2401 Utah Avenue South
#800
Seattle WA 98134
T: (206) 318-1515
Contact: Tara Byrne
E: tara.byrne@starbucks.com

LLOYD ARCHITECTS
Two High Cliff, Plymouth MA 02360
TEL: (508) 746-4646
FAX: (508) 746-1236
E-MAIL: info@lloydarch.com

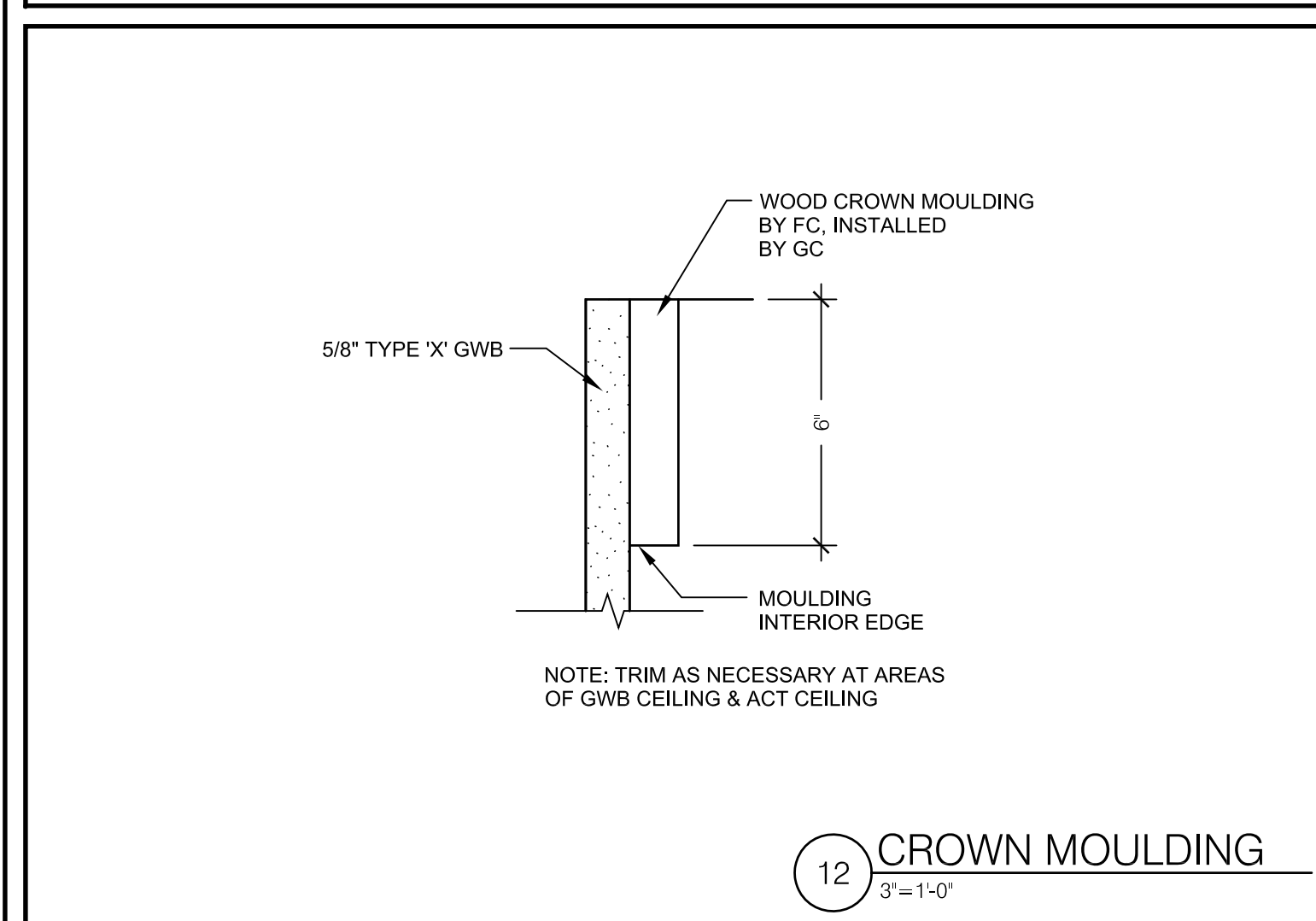
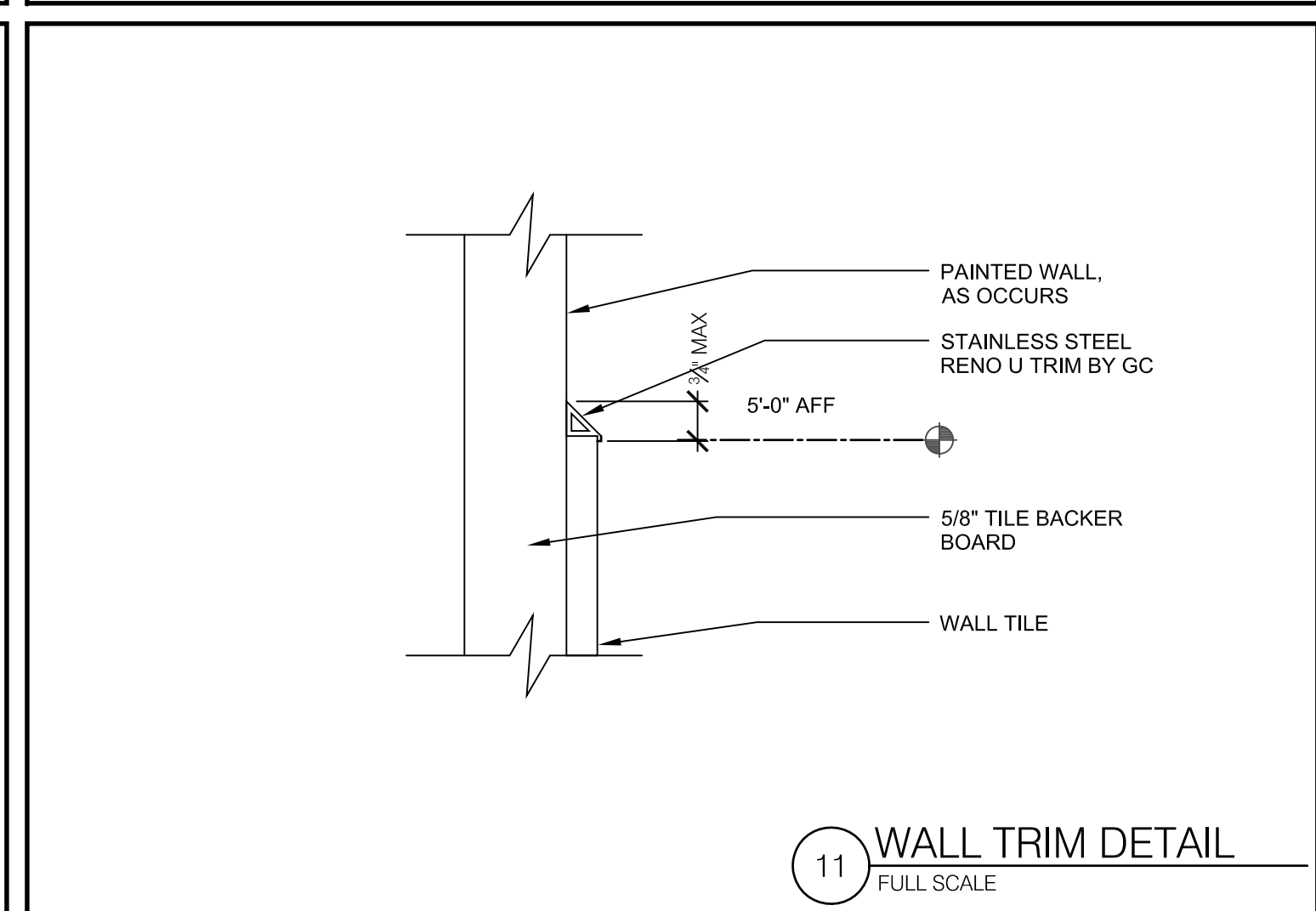
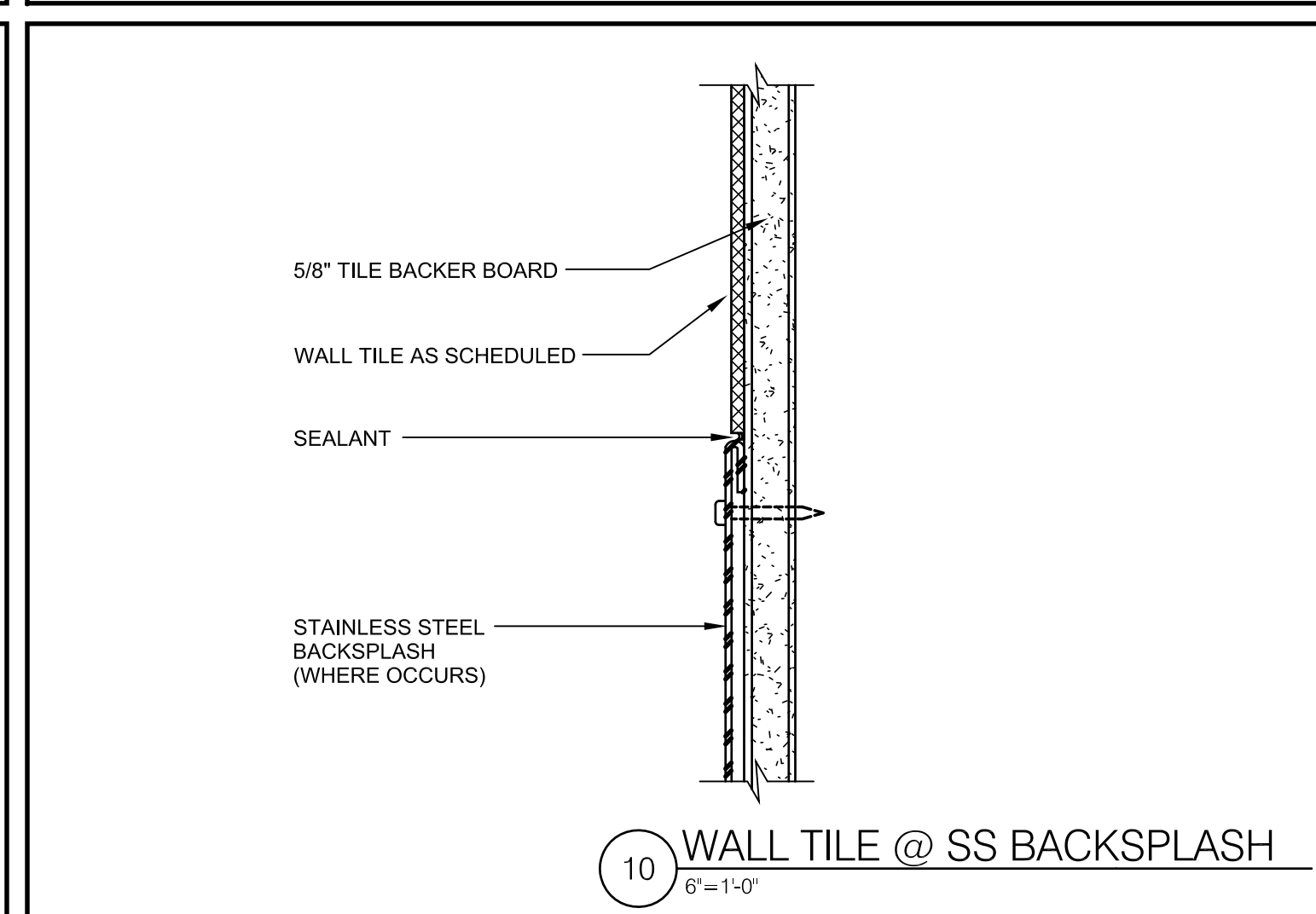
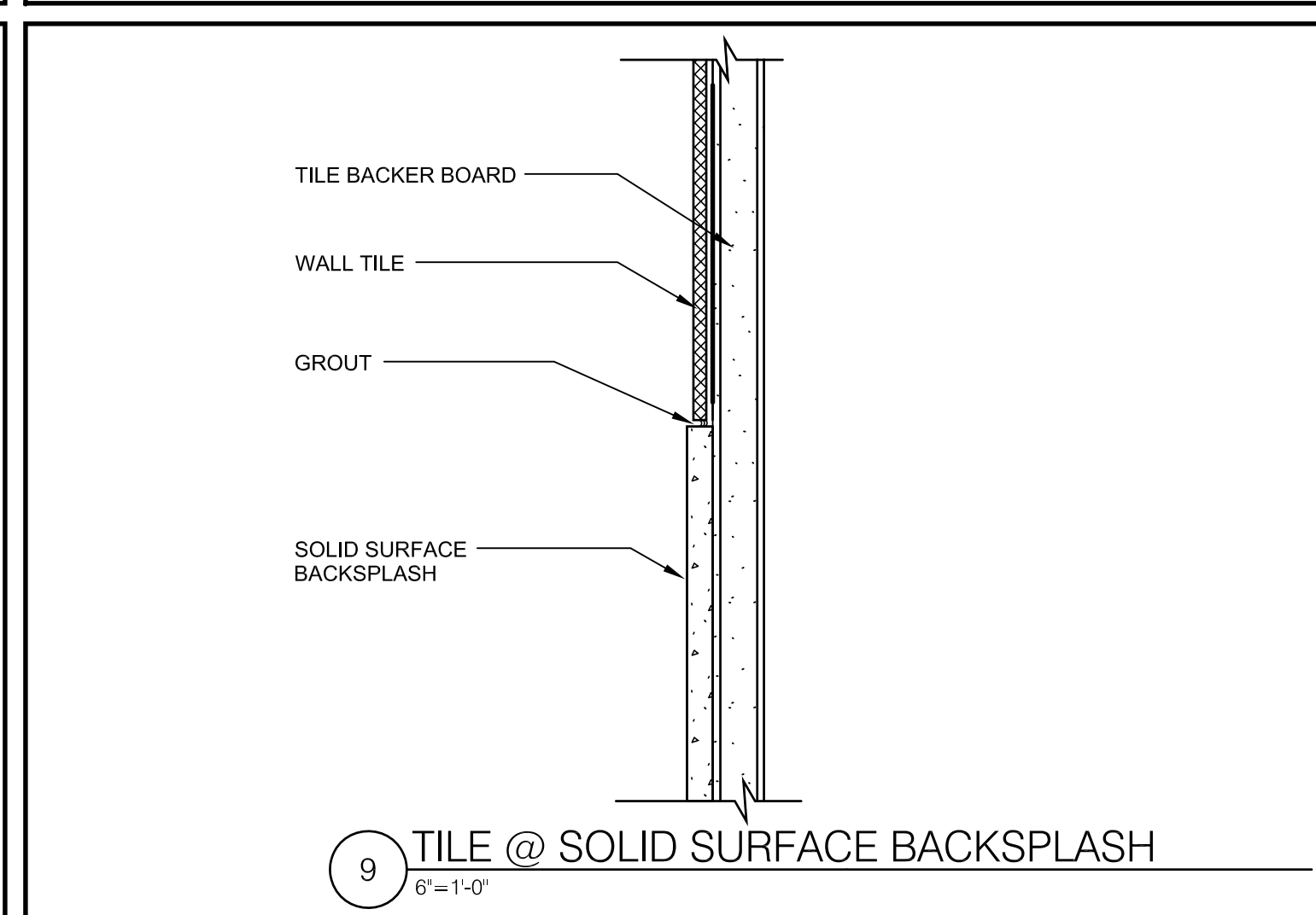
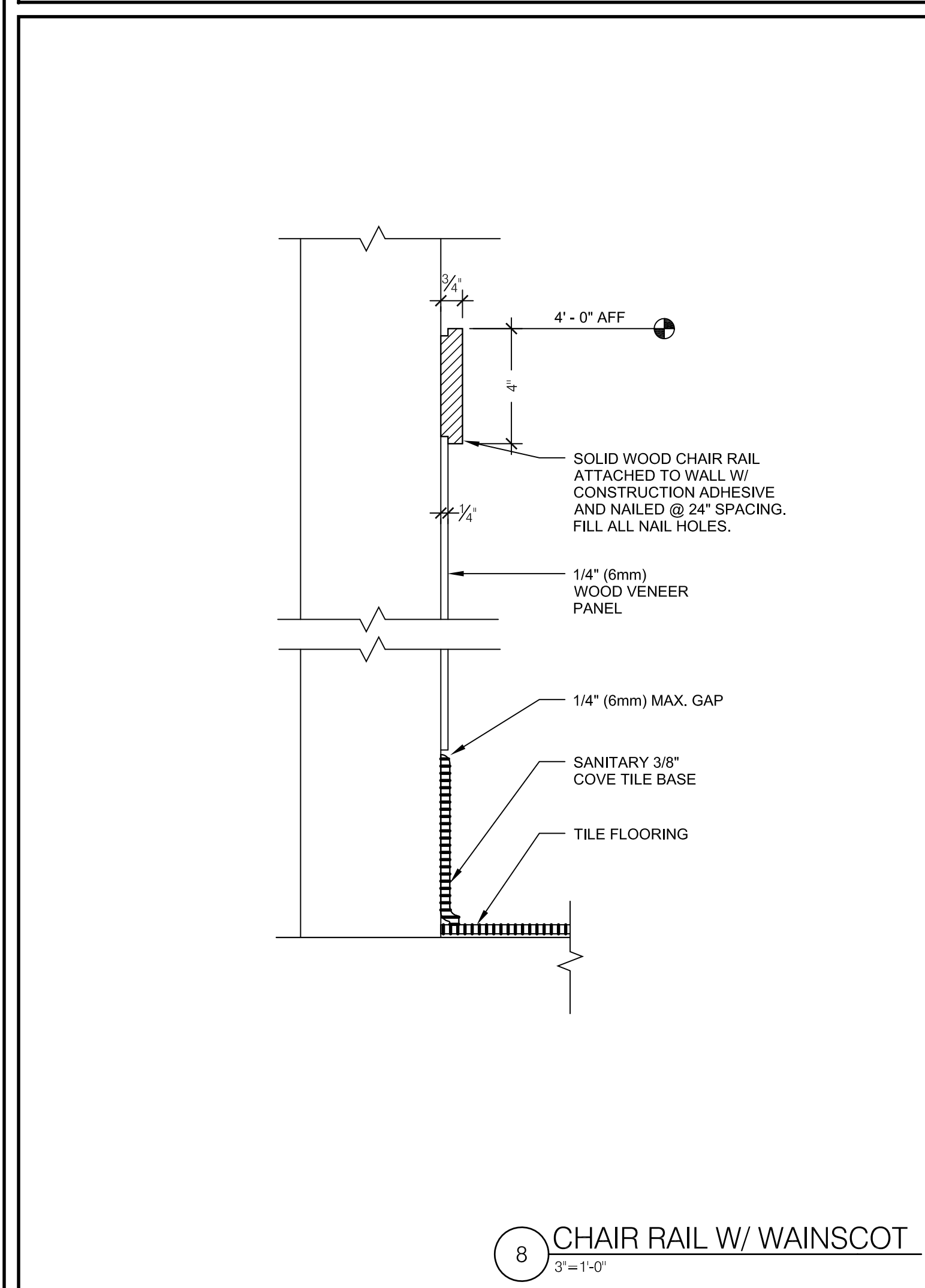
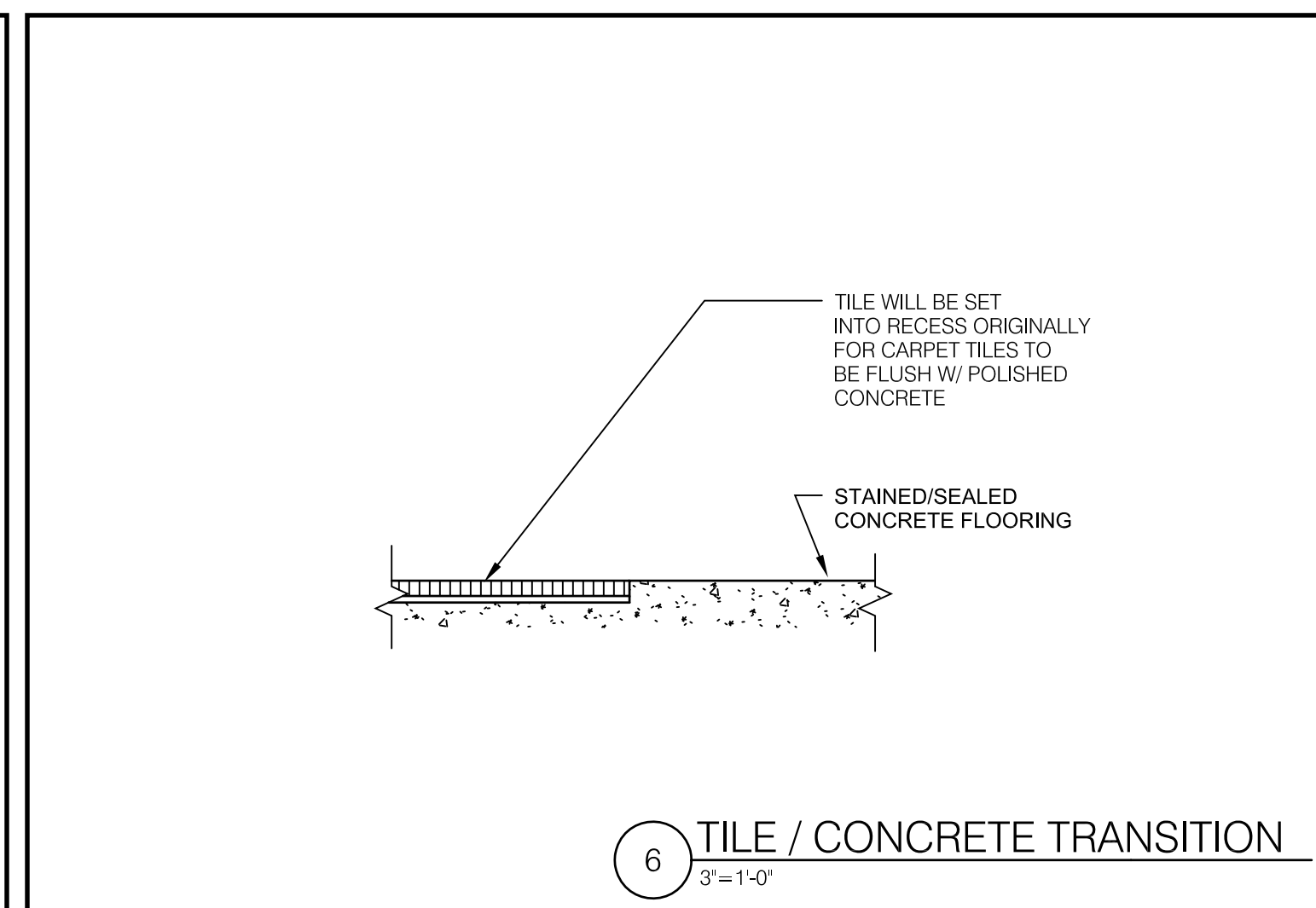
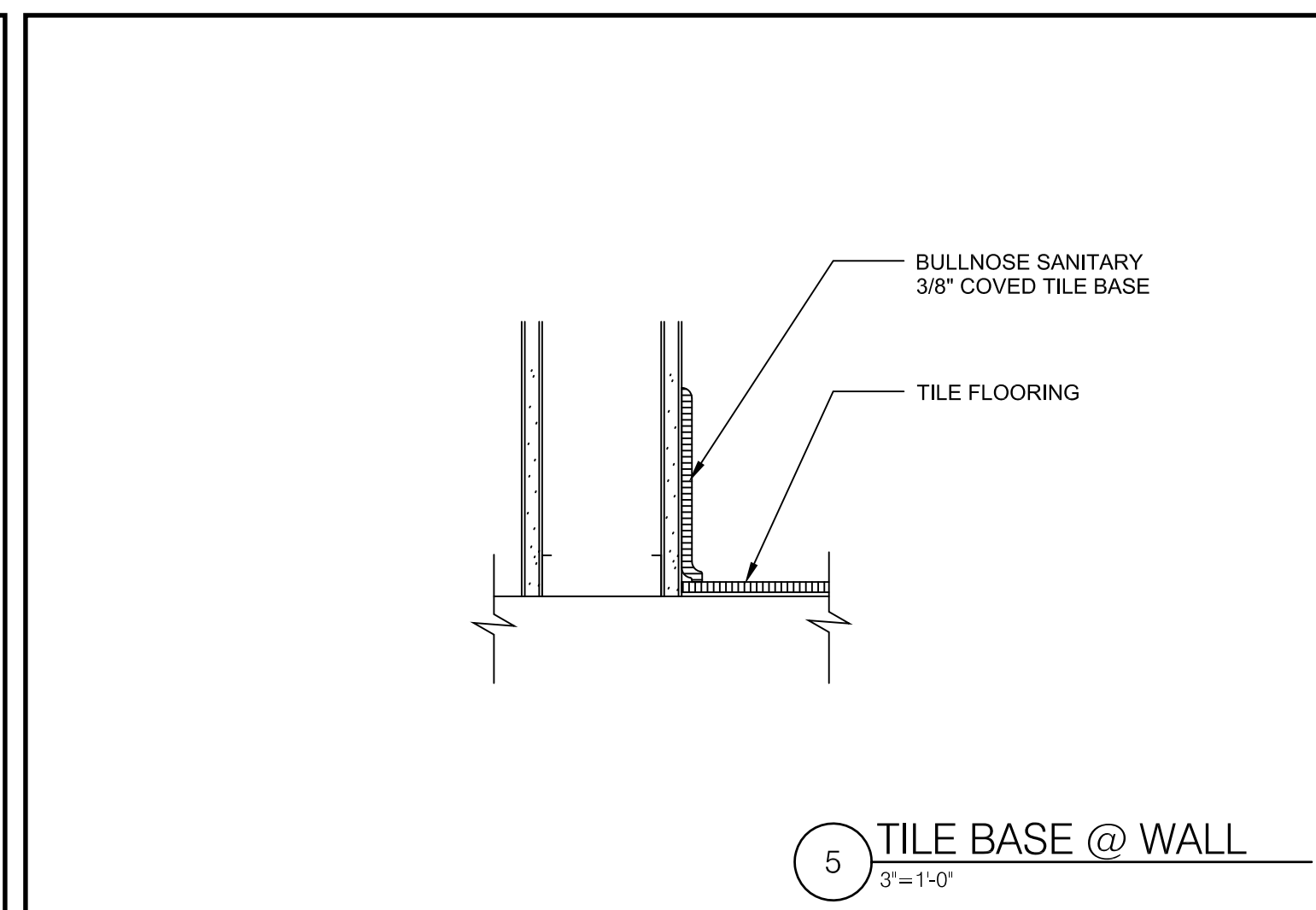
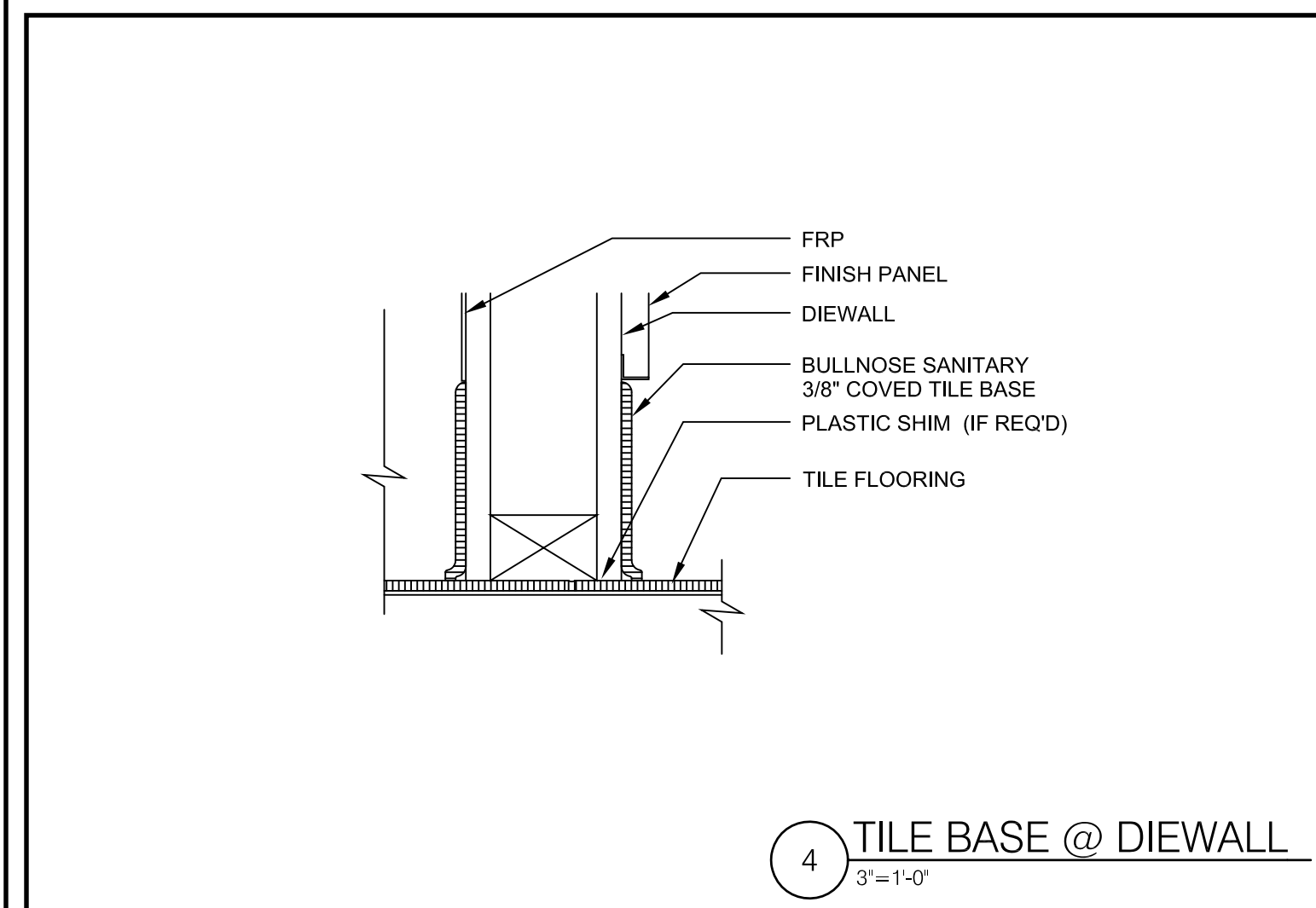
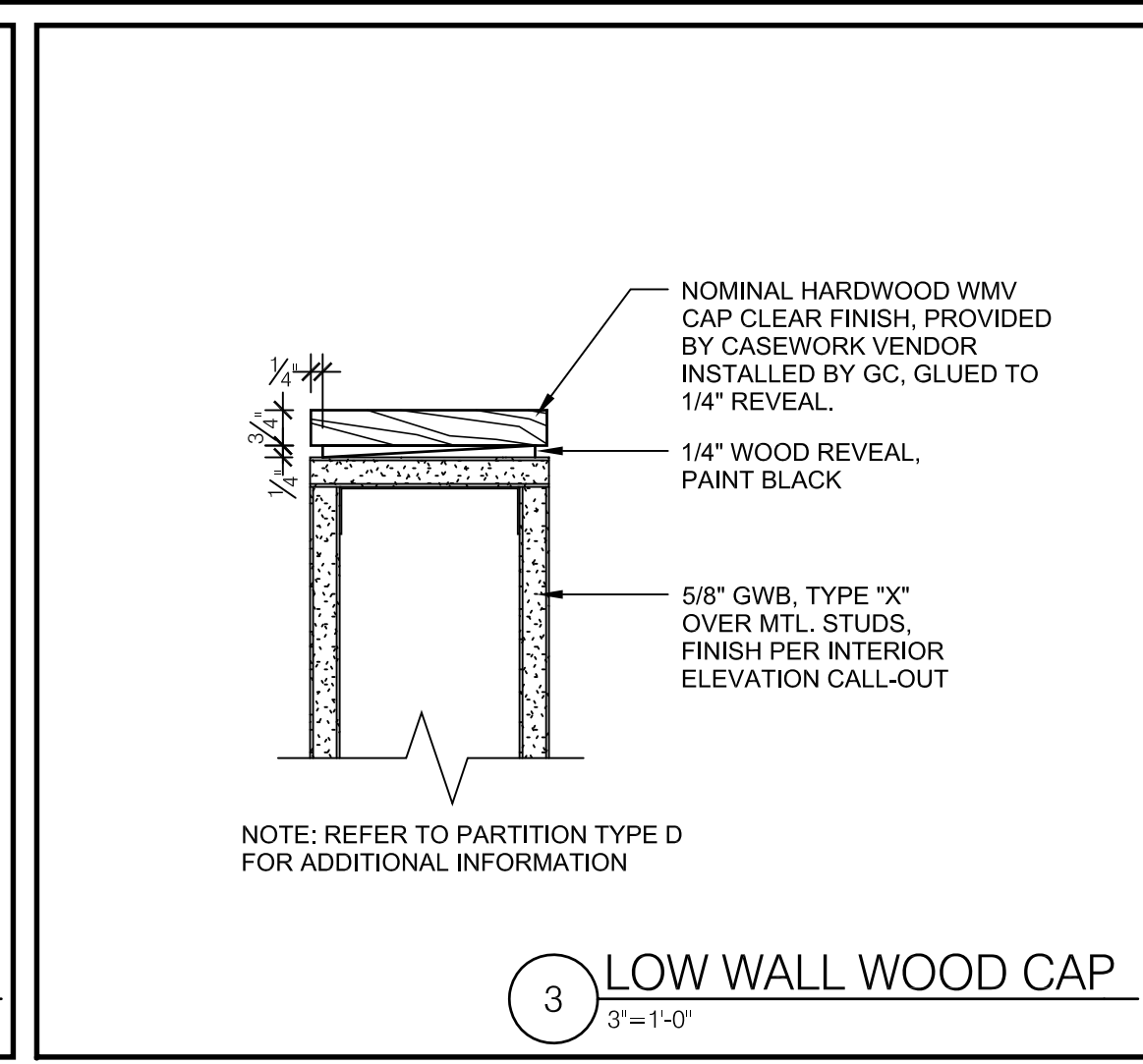


Job No.: 11400
Scale: As noted
Issued: 07/20/11

ELEVATIONS AND SECTIONS

A-2.01



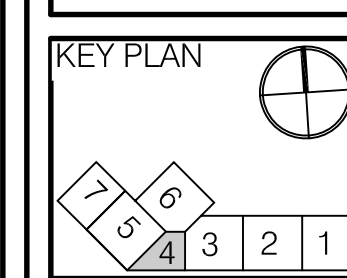
Host PVM Starbucks



Item	Date
Permit	072011



Starbucks Coffee
Portland Int'l Jetport PWM
1001 Westbrook Street
Portland ME 04102



HMS Host
6905 Rockledge Drive
Bethesda, MD 20817
T: (240) 694-4746
F: (240) 694-4643
C: (240) 274-6417
E: scott.reimink@hmshost.com

Building Engineering Resources, Inc.
66 Main Street
North Easton, MA 02556
T: (508) 236-0260
F: (508) 234-0265
E: ber@ber-engineering.com


Starbucks Coffee Company
2401 Utah Avenue South #800
Seattle WA 98134
T: (206) 318-1515
Contact: Tara Byrne
E: tara.byrne@starbucks.com

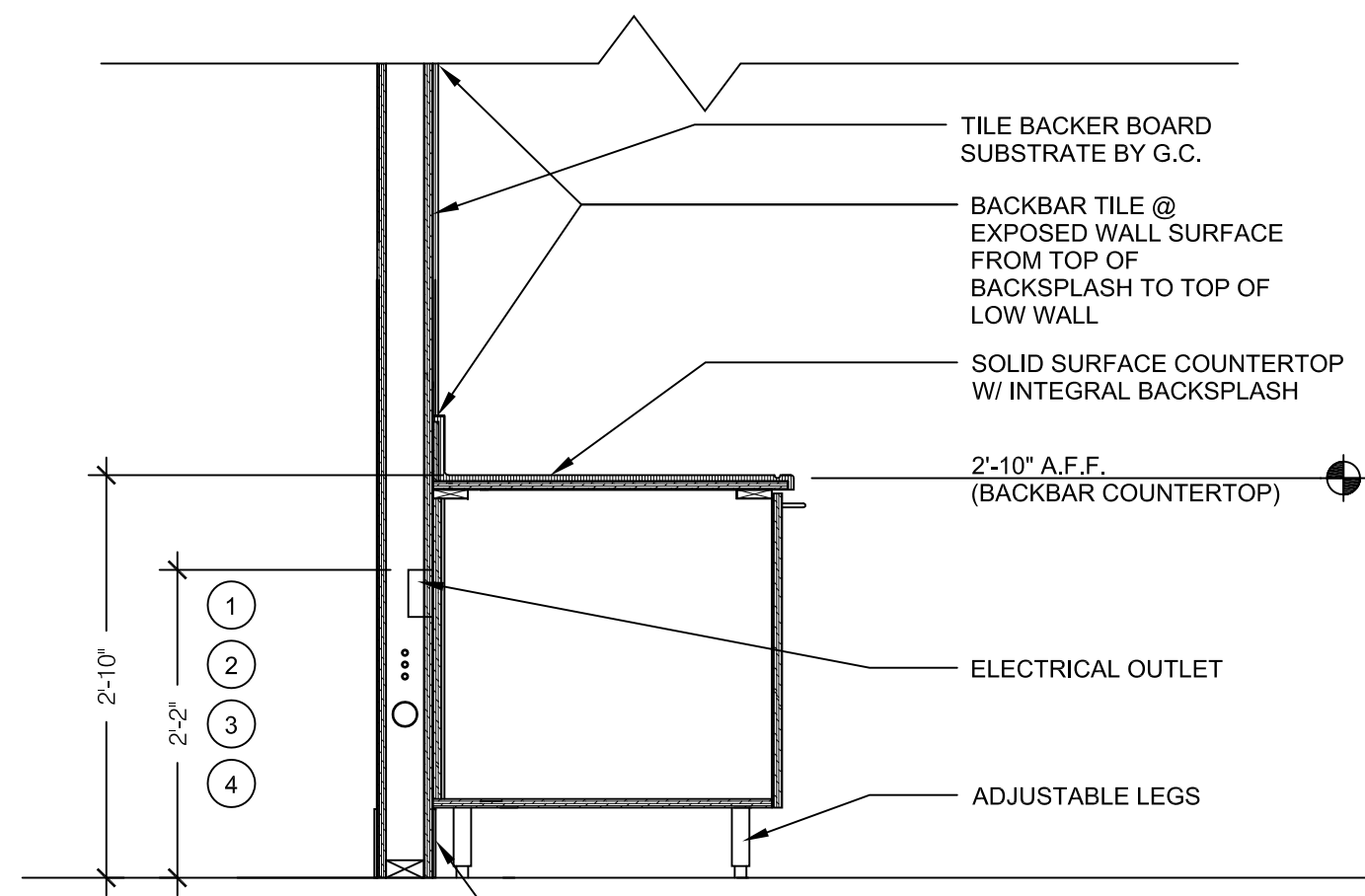
LOYD ARCHITECTS
Two High Cliff, Plymouth MA 02360
TEL: (508) 746-4646
FAX: (508) 746-1236
E-MAIL: info@loydarch.com

Job No.: 11400
Scale: As noted
Issued: 07/20/11

CONSTRUCTION & FINISH DETAILS

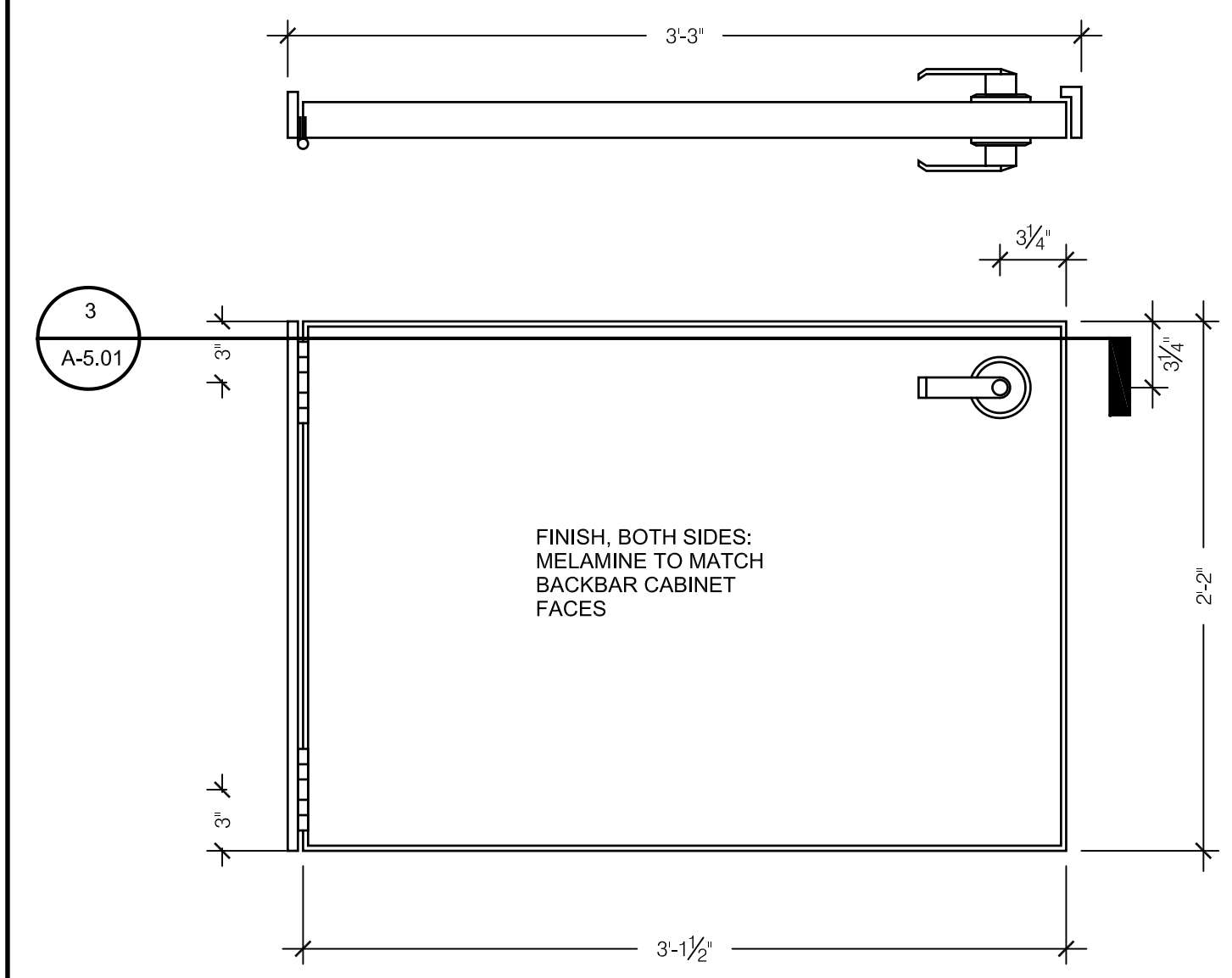
A-5.00



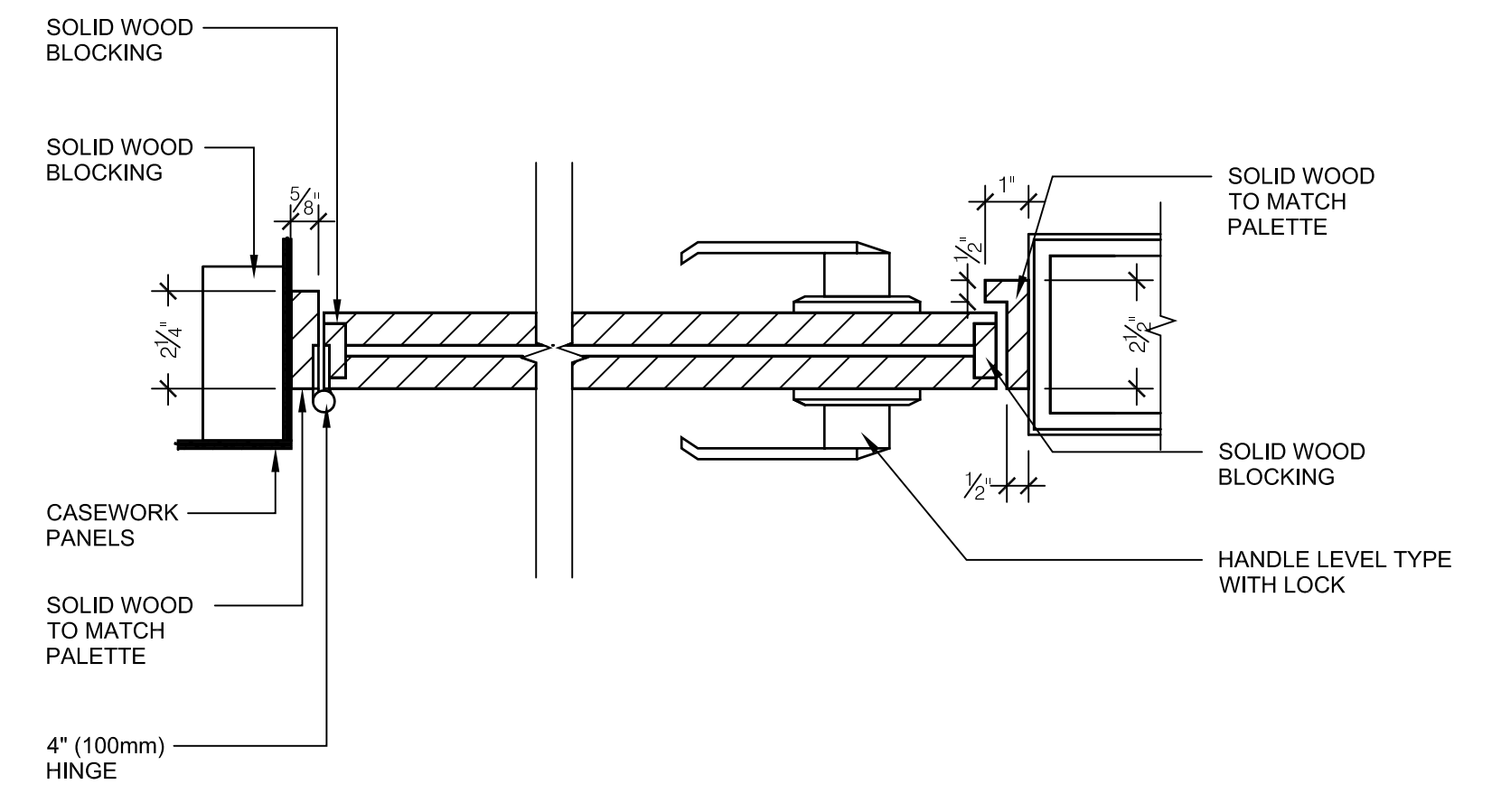


- NOTES**
- 1-7" AFF (CW SUPPLY)
 - 1-8" AFF (CWF SUPPLY)
 - 1-5" AFF (HW SUPPLY)
 - VARIES: 1/4" PER FT. FALL (ABS 2" WASTE LINE)
 - 45 LBS DEAD LOAD FOR LIQUID STORAGE OVER AND ABOVE THE CASEWORK ITSELF.
 - A LIVE LOAD OF A PARTNER EITHER PULLING AND OR CLIMBING ON THE CASEWORK
 - SEISMIC ACCELERATION CONDITIONS AT THE SITE.

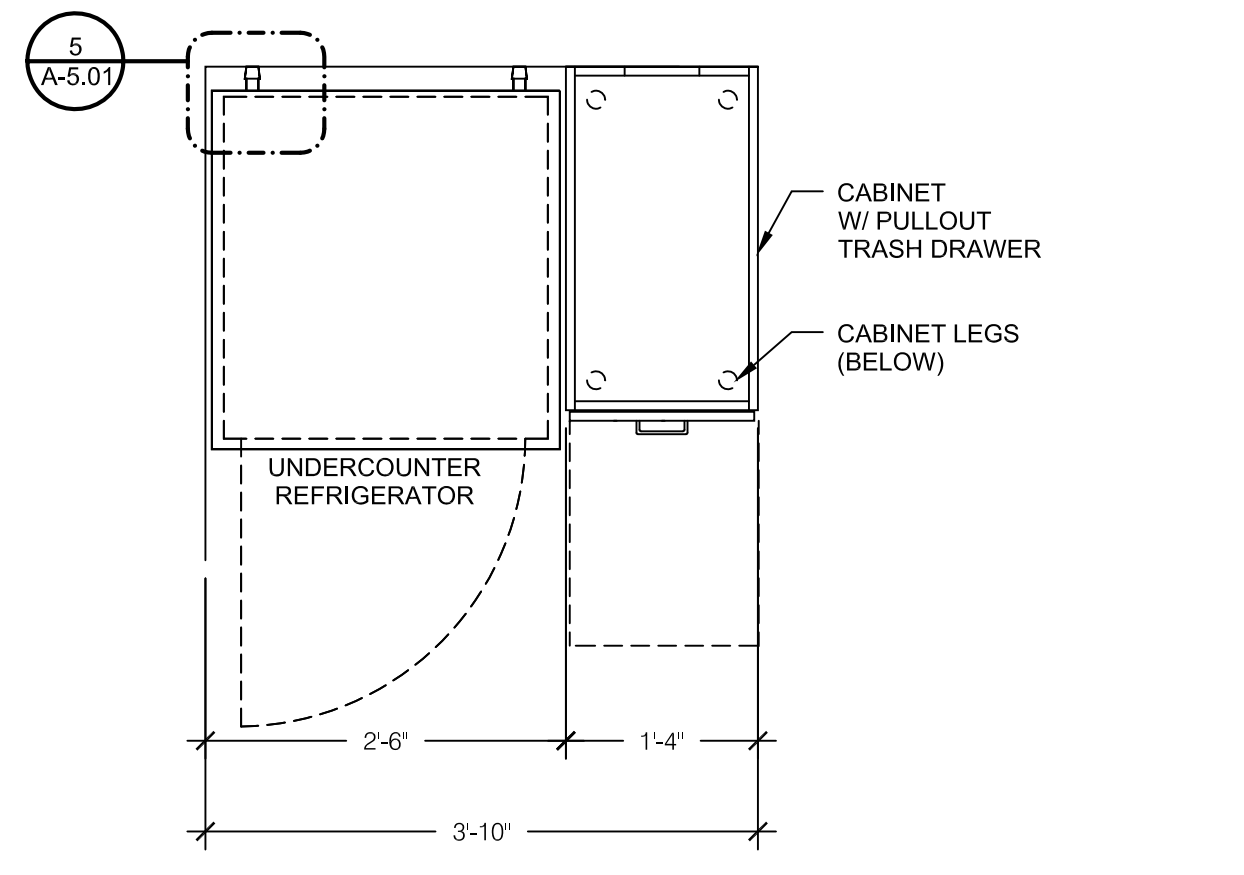
1 WALL SECTION @ BACKBAR - PROTOTYPICAL
3/4" = 1'-0"



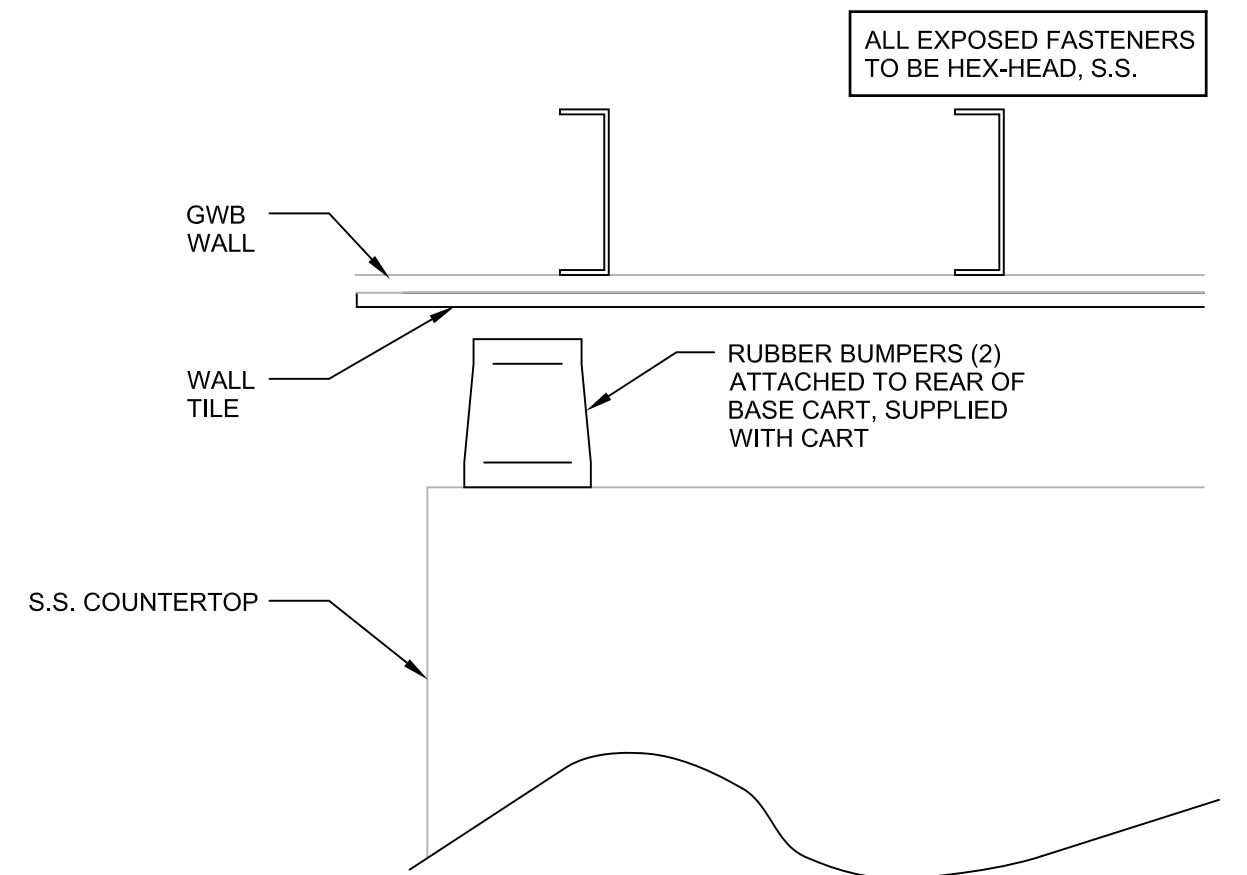
2 SWING GATE
1 1/2" = 1'-0"



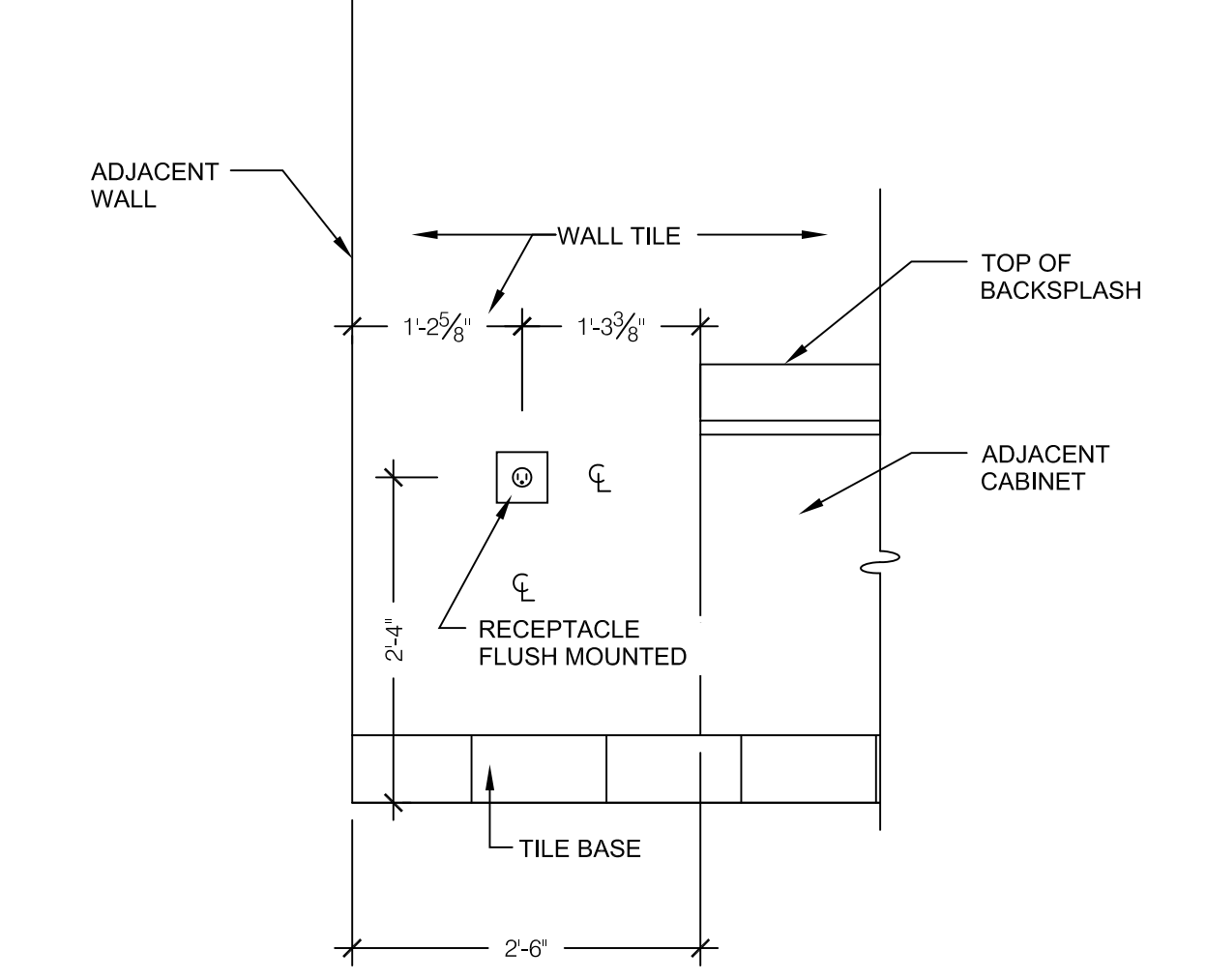
3 SWING GATE
3" = 1'-0"



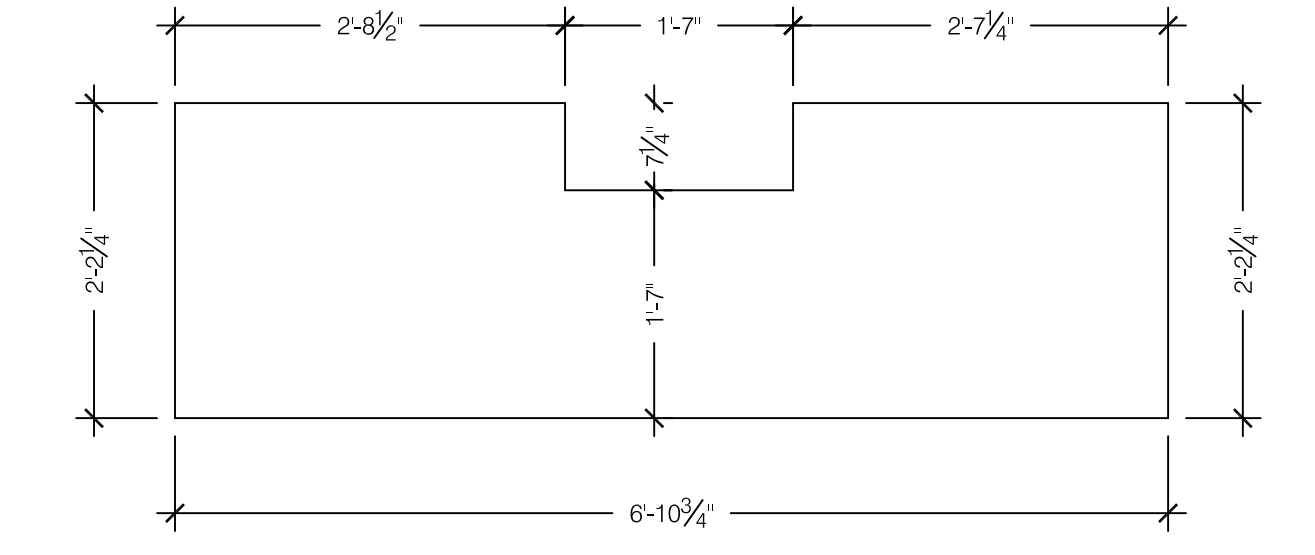
4 WARMING READY RH
3/4" = 1'-0"



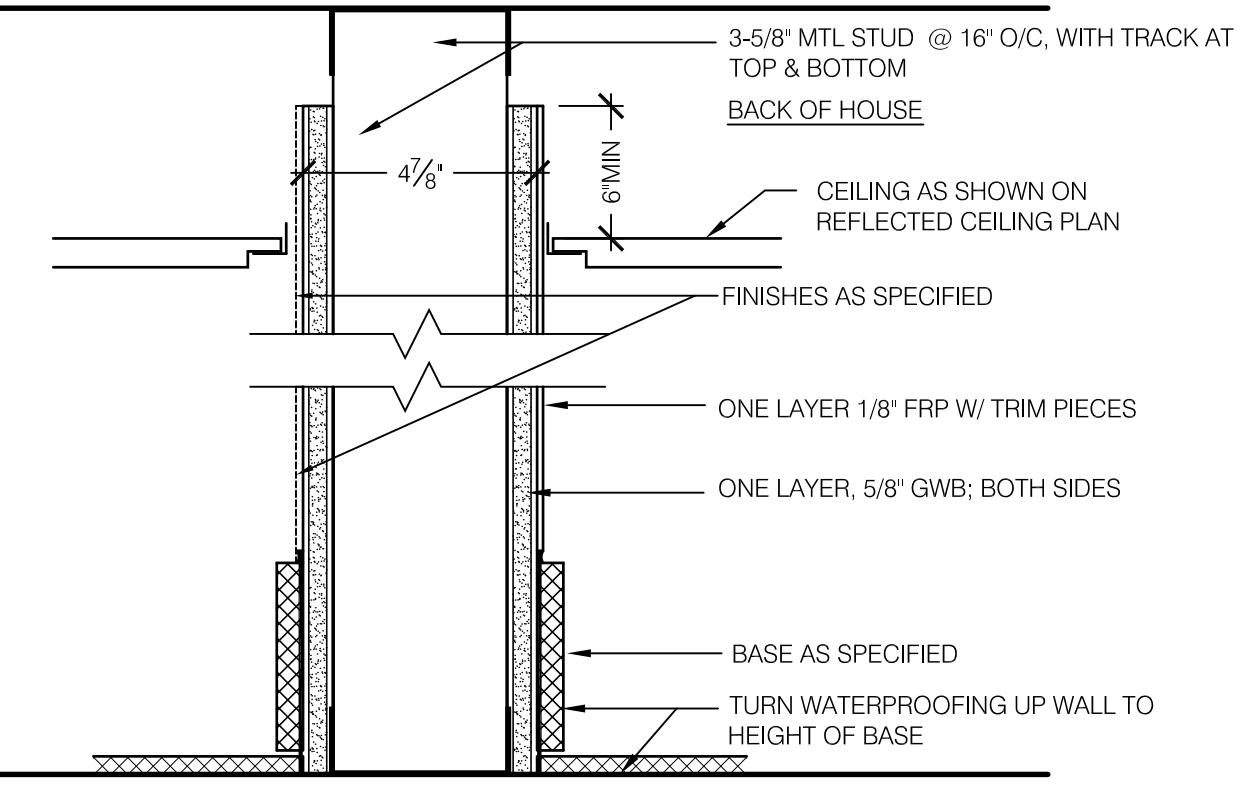
5 PLAN DETAIL @ GO-CART
3" = 1'-0"



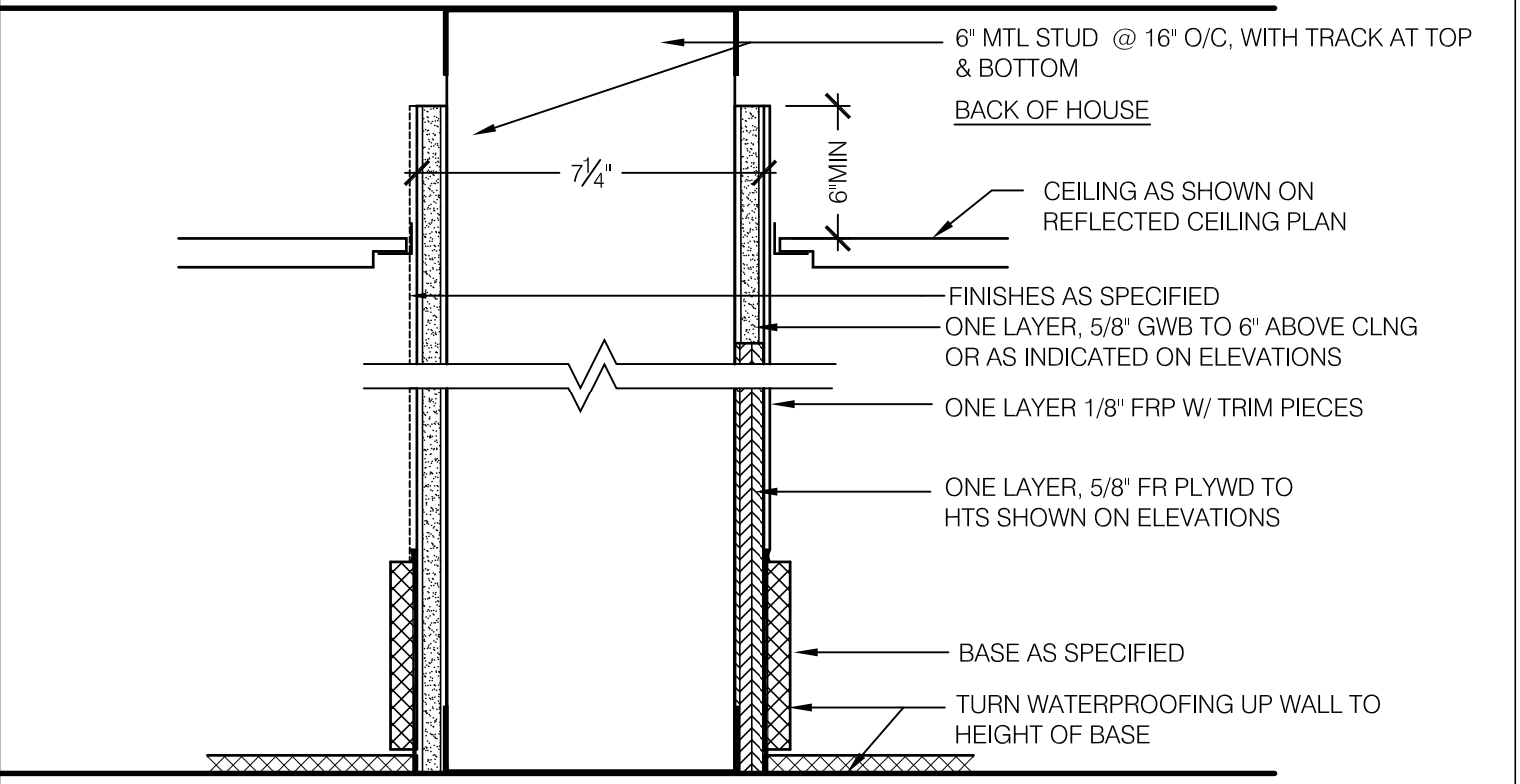
6 WARMING SOLUTION @ BACK WALL
3/4" = 1'-0"



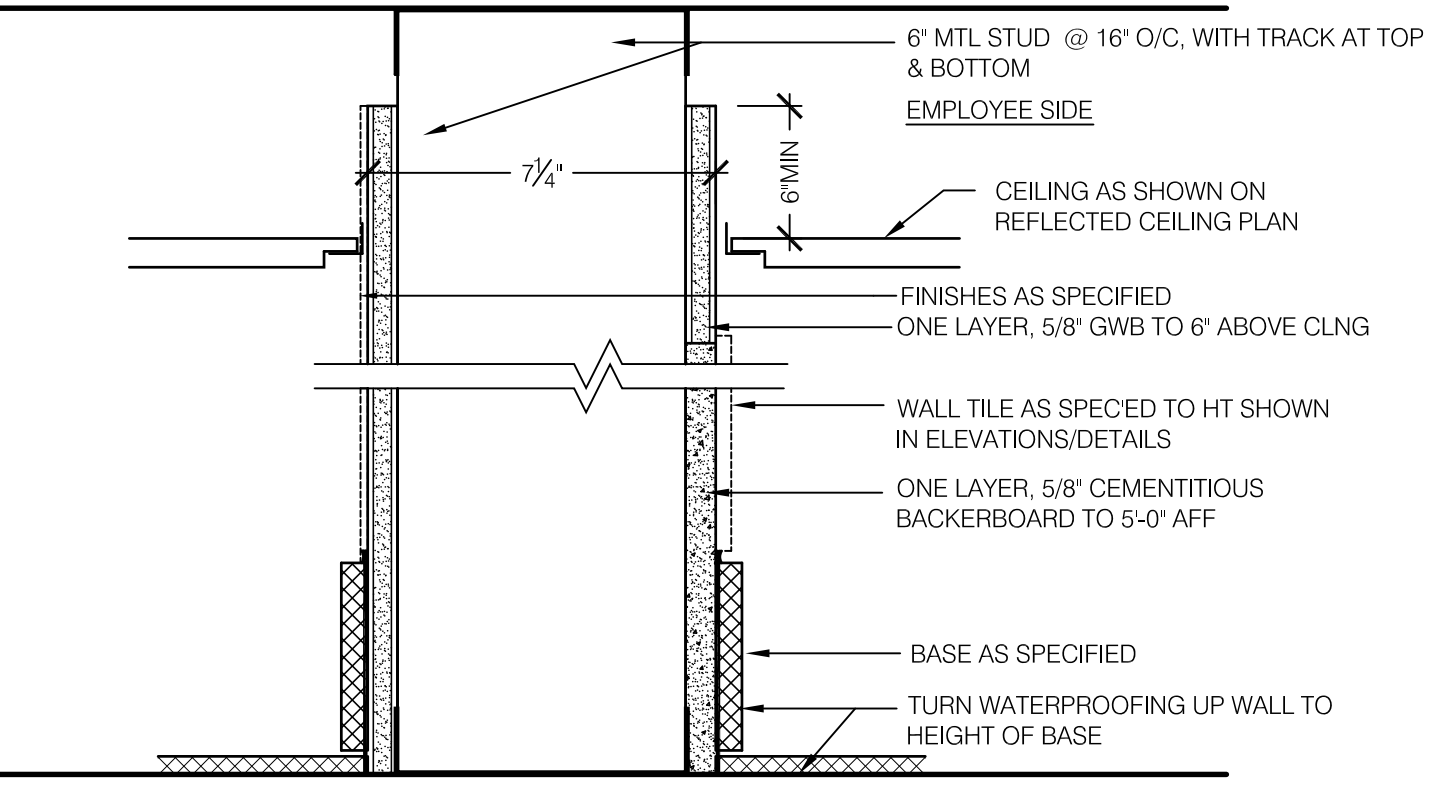
7 POS PANEL
3/4" = 1'-0"



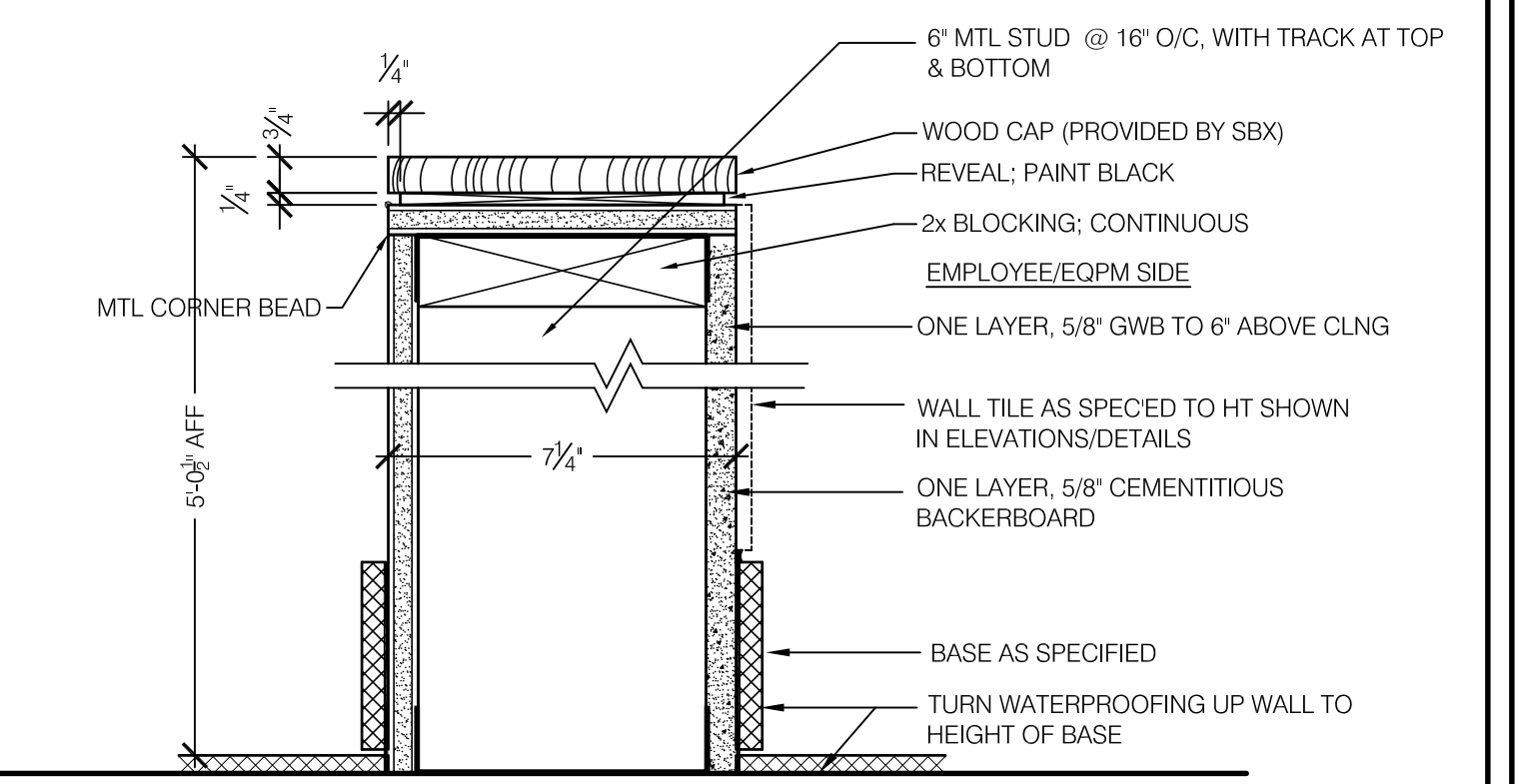
TYPE A1: INSTALL TO UNDERSIDE OF EXISTING GWB
TYPE A2: INSTALL BLOCKING PER ELEVATION
TYPE A3: SUBSTITUTE 6" METAL STUDS



TYPE B1: PROVIDE PLYWD SUBSTRATE TO 6" ABOVE CLNG
TYPE B2: SUBSTITUTE 3-5/8" METAL STUDS



TYPE C

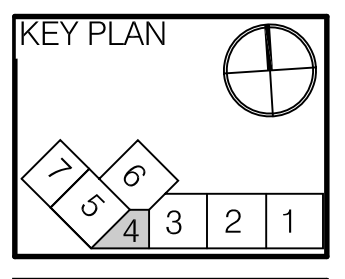


8 PARTITION TYPES
3" = 1'-0"

Item	Date
Permit	072011




Starbucks Coffee
Portland Int'l Jetport PWM
1001 Westbrook Street
Portland ME 04102



HMS Host
6905 Rockledge Drive
Bethesda, MD 20817
T: (240) 694-4746
F: (240) 694-4643
C: (240) 274-6417
E: scott.reimink@hmshost.com

Building Engineering Resources, Inc.
66 Main Street
North Easton, MA 02356
T: (508) 230-0260
F: (508) 234-0265
E: ber@ber-engineering.com

Starbucks Coffee Company
2401 Utah Avenue South #800
Seattle WA 98134
T: (206) 318-1515
Contact: Tara Byrne
E: tara.byrne@starbucks.com

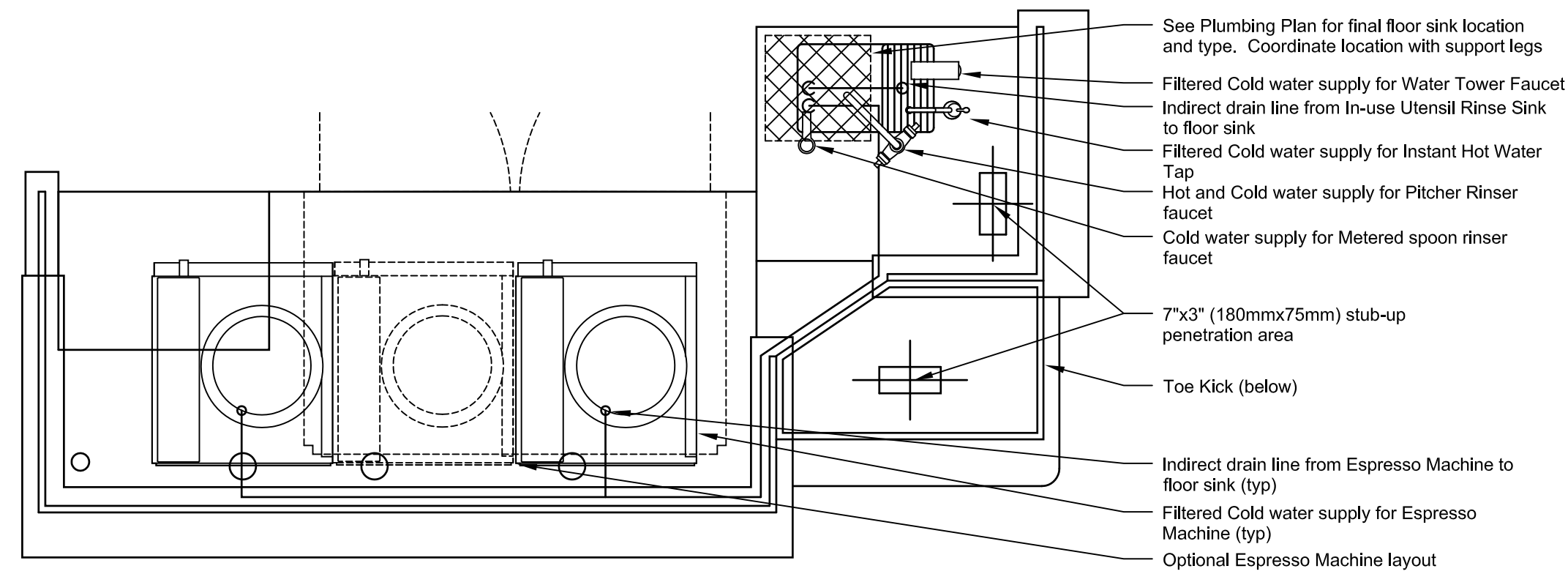


LLOYD ARCHITECTS
Two High Cliff, Plymouth MA 02360
TEL: (508) 746-4646
FAX: (508) 746-1236
E-MAIL: info@lloydarch.com

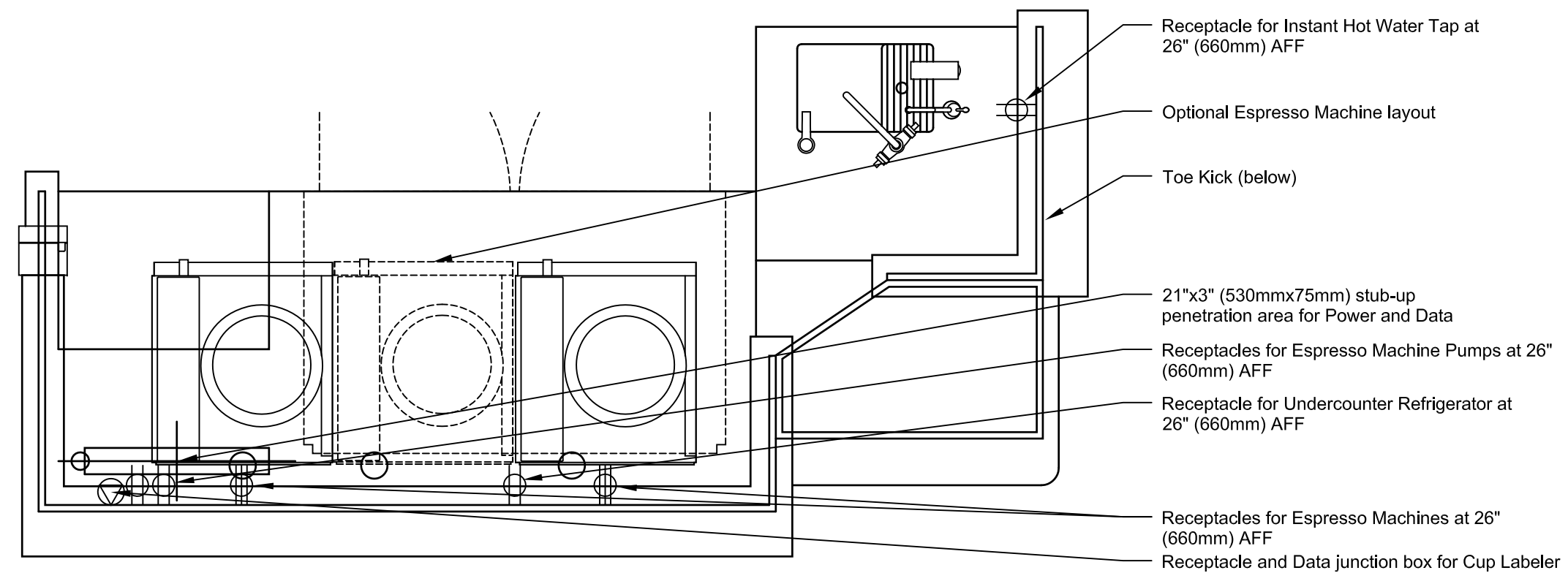
Job No.: 11400
Scale: As noted
Issued: 07/20/11

CASEWORK
DETAILS &
PARTITION TYPES

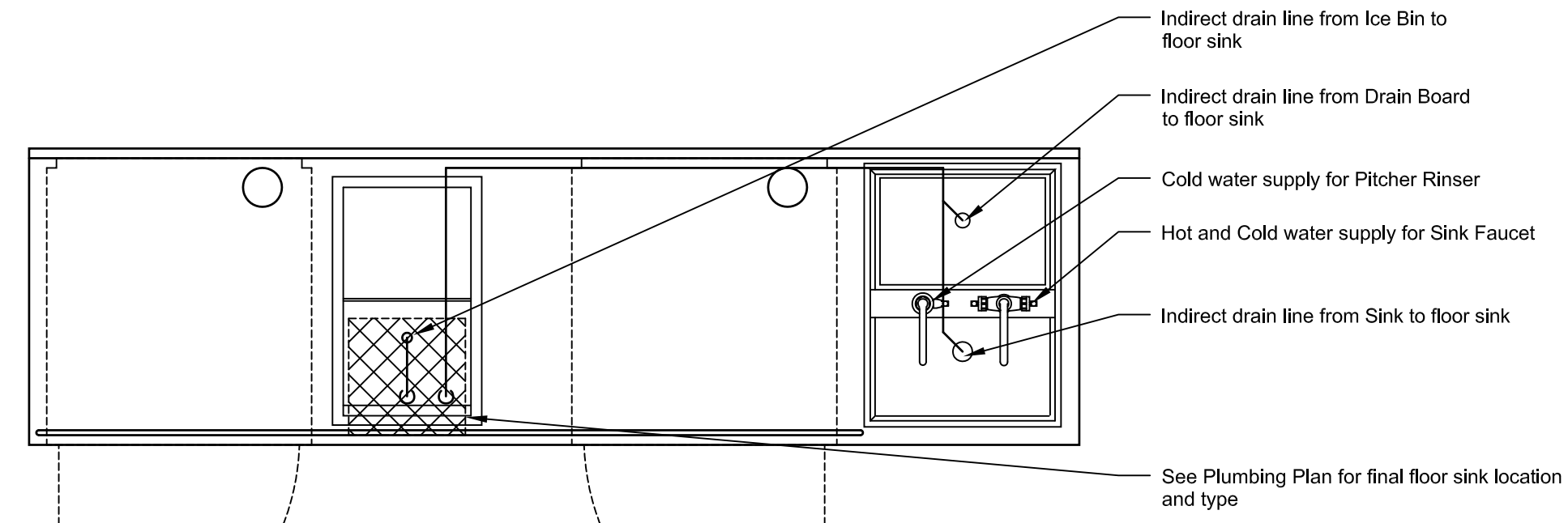
A-5.01



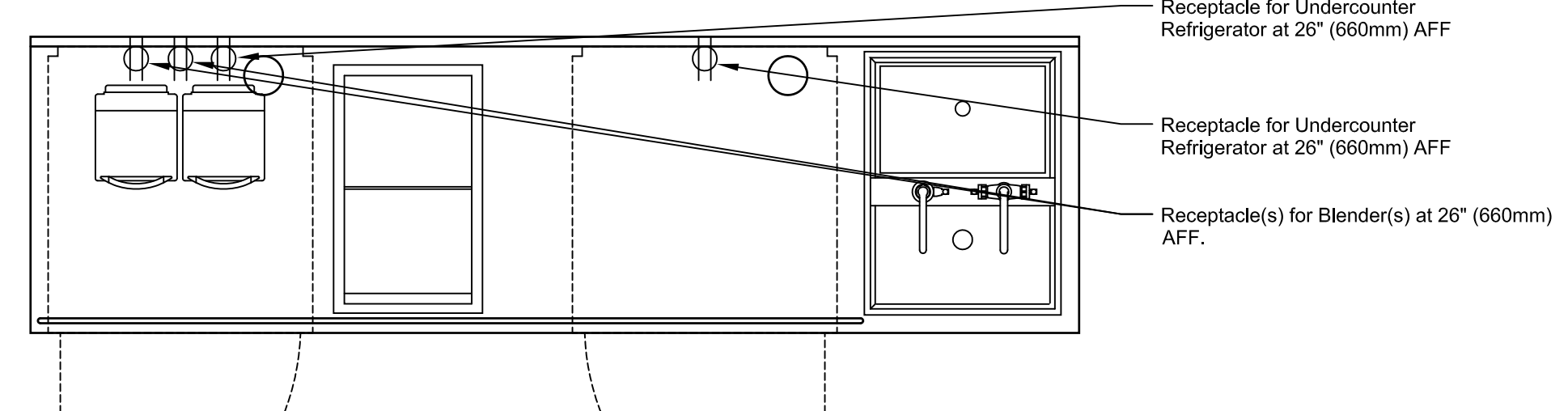
1 ESPRESSO 06 - PLUMBING
3/4"=1'-0"



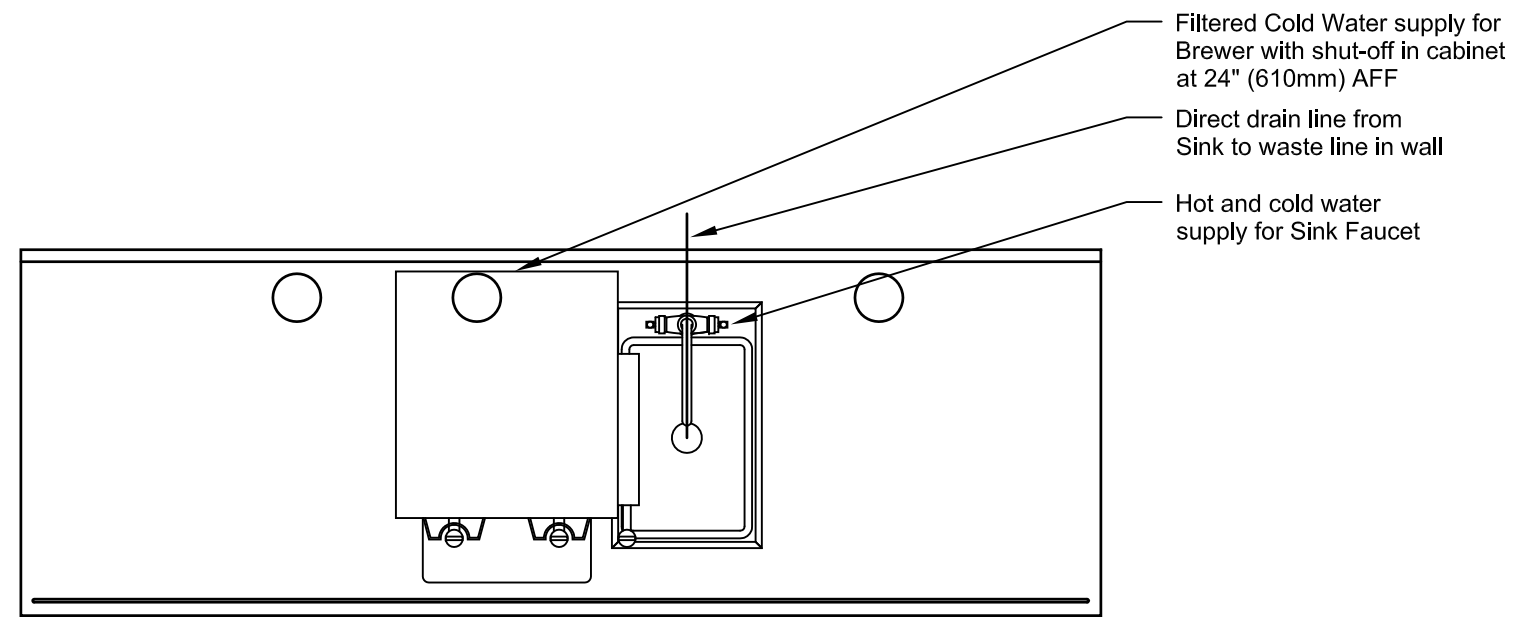
2 ESPRESSO 06 - ELECTRICAL
3/4"=1'-0"



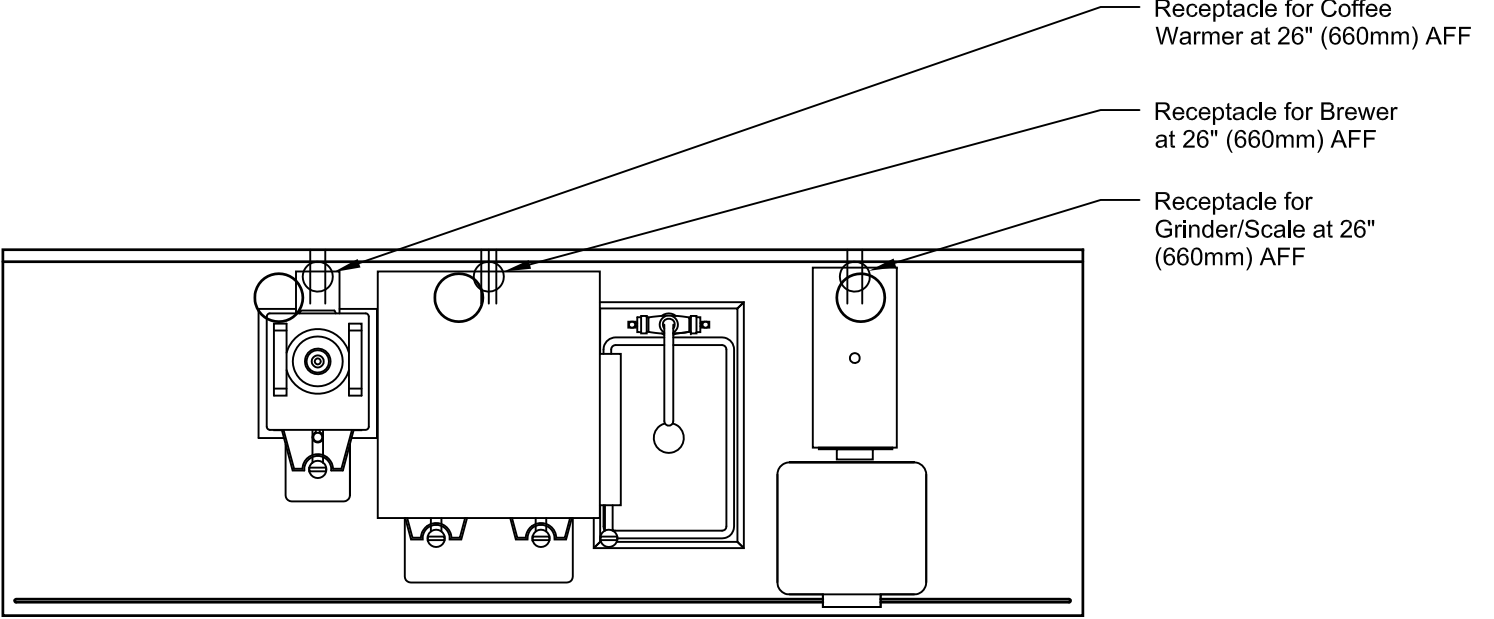
3 CBS 11 - PLUMBING
3/4"=1'-0"



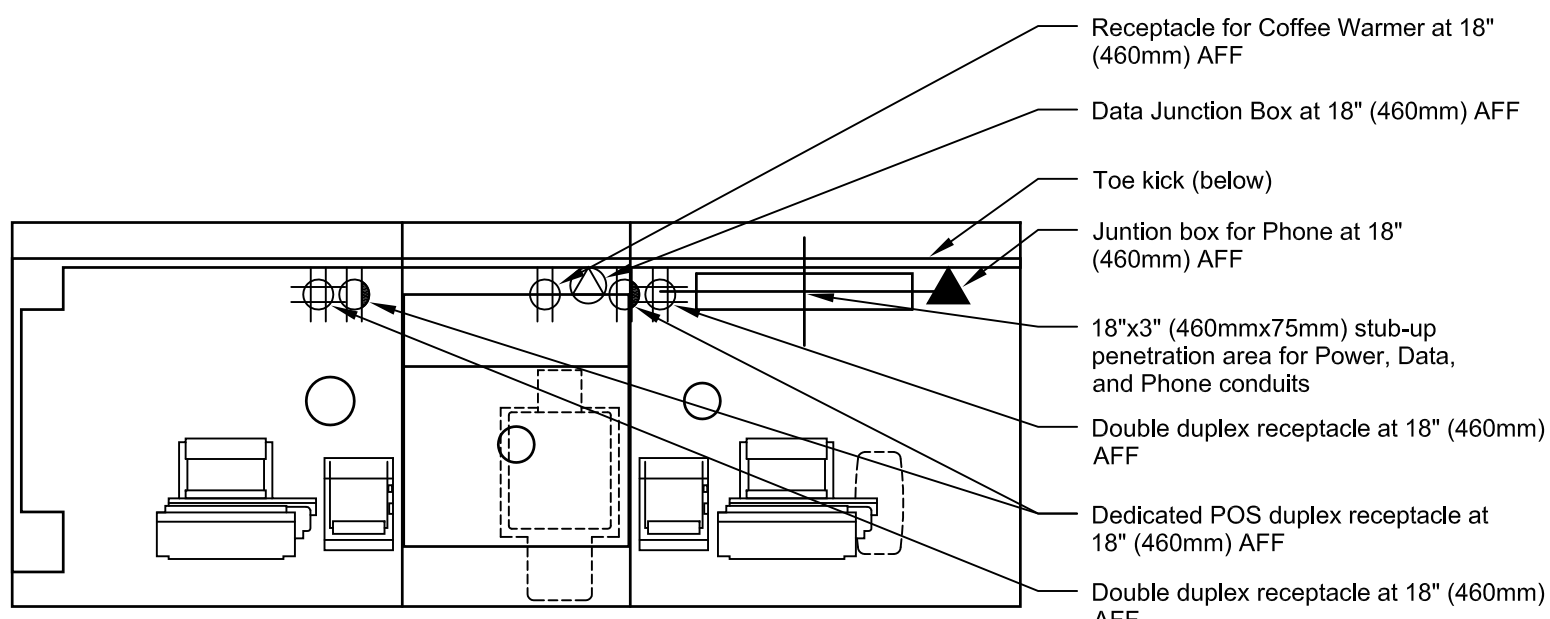
4 CBS 11 - ELECTRICAL
3/4"=1'-0"



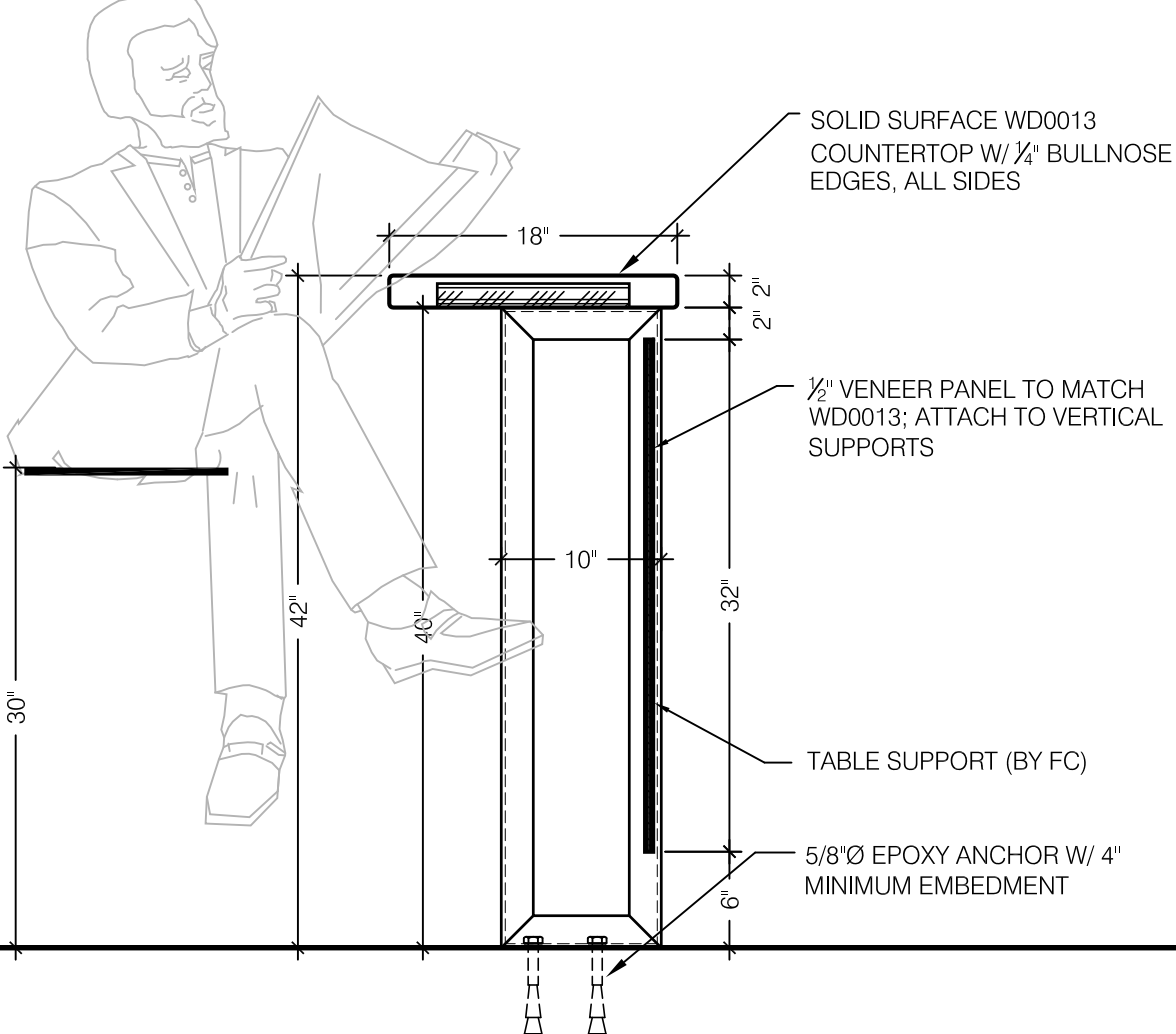
5 BREW 03 - PLUMBING
3/4"=1'-0"



6 BREW 03 - ELECTRICAL
3/4"=1'-0"

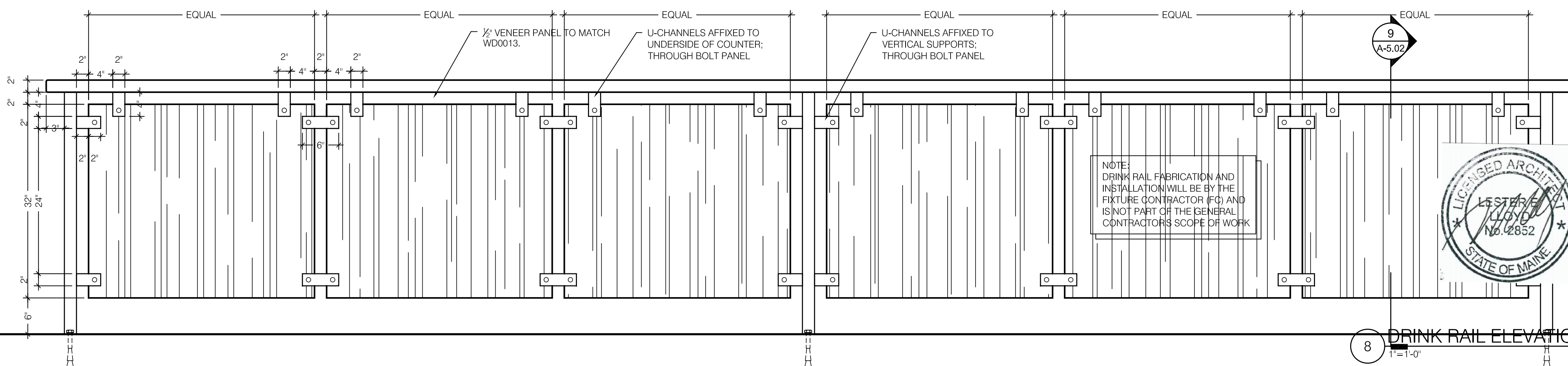


7 POS 06 - ELECTRICAL
3/4"=1'-0"



NOTE: DRINK RAIL FABRICATION AND INSTALLATION WILL BE BY THE FIXTURE CONTRACTOR (FC) AND IS NOT PART OF THE GENERAL CONTRACTOR'S SCOPE OF WORK

9 DRINK RAIL SECTIONS
1"=1'-0"

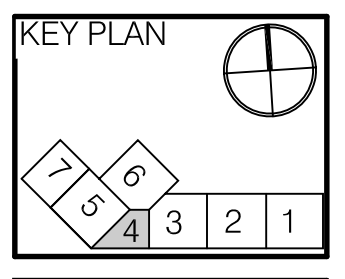


8 DRINK RAIL ELEVATION
1"=1'-0"

Item	Date
Permit	072011



Starbucks Coffee
Portland Int'l Jetport PWM
1001 Westbrook Street
Portland ME 04102



HMS Host
6905 Rockledge Drive
Bethesda, MD 20817
T: (240) 694-4746
F: (240) 694-4643
C: (240) 274-6417
E: scott.reimink@hmshost.com

Building Engineering Resources, Inc.
66 Main Street
North Easton, MA 02356
T: (508) 230-0260
F: (508) 234-0265
E: ber@ber-engineering.com

Starbucks Coffee Company
2401 Utah Avenue South #800
Seattle WA 98134
T: (206) 318-1576
Contact: Tara Byrne
E: tara.byrne@starbucks.com

LLOYD ARCHITECTS
Two High Cliff, Plymouth MA 02360
TEL: (508) 746-4646
FAX: (508) 746-1236
E-MAIL: info@lloydarch.com

Job No.: 11400
Scale: As noted
Issued: 07/20/11

CASEWORK DETAILS

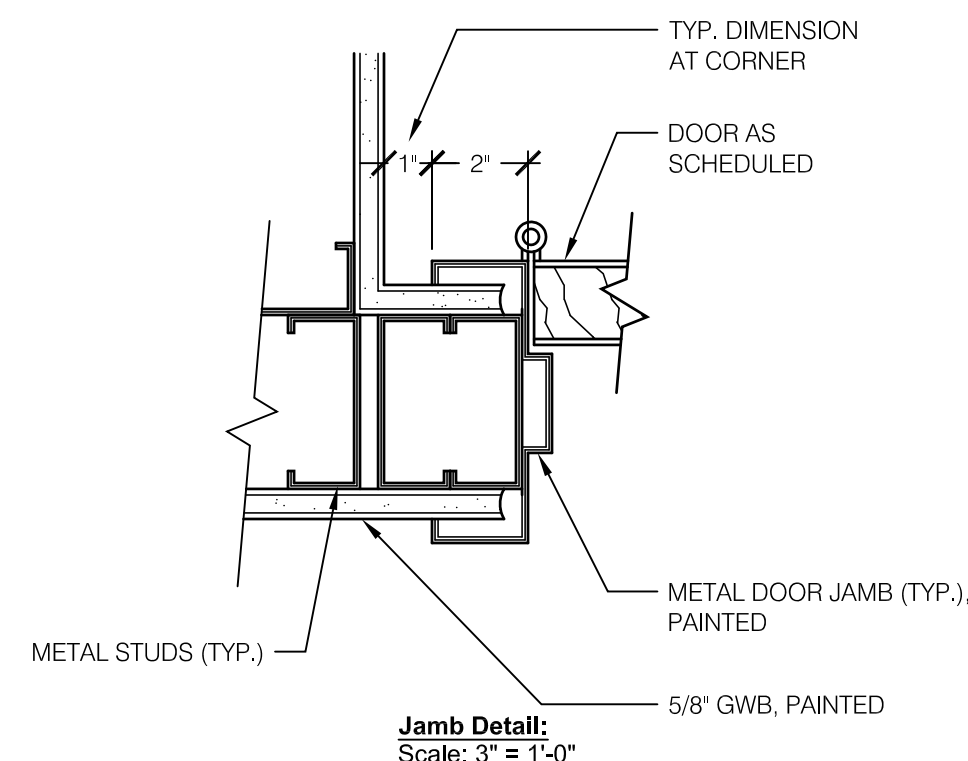
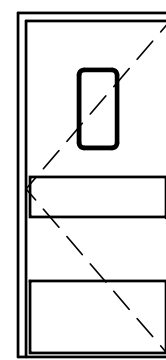
A-5.02

DOOR INFORMATION:

DOOR NOTES

- ALL DOORS TO PROVIDE 32" MIN. CLEAR OPENING WHEN OPENED TO 90 DEGREE POSITION, UON.
- FALCON LOCK CORE(S) TO BE INSTALLED ON THE DAY OF TURNOVER.
- PAINT FINISH FOR WORKROOM DOORS: MASK OFF STAINLESS KICK AND PUSH PLATES, WASH PHENOLIC SURFACE WITH A DETERGENT/DEGREASER, SAND 220 GRIT PAPER, TACK, AND PAINT WITH 2 COATS OF SEMI-GLOSS LATEX ENAMEL. PAINT TO MATCH BACK WALL.
- INTERIOR WOOD DOORS SHOULD CONTAIN NO ADDED UREA FORMALDEHYDE.

DOOR TYPES



DOOR HARDWARE

Door Hardware Set No. 10 Workroom Door, Remote

No.	Item	Description	Manufacturer	Finish
3	Hanging Devices	STAFB179 Door Hinge 4.5x4.5	Stanley Hardware	
1	Securing Devices (active leaf)	B-PB5405LNC Lever Storeroom		
1	Securing Devices (active leaf)	2 3/4BS LC B-PB5405LN-693-497 1 3/4 626	Yale Lock	626
1	Securing Devices (active leaf)	FALA100C 7 Pin Core Combined "A" Keyway	Falcon Lock	626
1	Closing Devices	DORMA8916 Door Closer 8916 AF89P AL	Dorma	
1	Protective Trim Units	ROCJ102 Kickplate 10x34	Rockwood	
3	Stops and Holders	GJ64 Rubber Silencer	Glenn Johnson	
1	Stops and Holders	ROC473 Door Stop W/Hook	Rockwood	

DOOR SCHEDULE:

Design ID	Count	Old Tag(s)	Width	Height	Description	Frame Type	Frame Material	Door Type	Door Material	Hardware Set	Rating	Comments	Responsibility
10086	1	D065	3' - 0"	7' - 0"	Door - Single Impact Double Acting - 36in	TYP	HM	F	AL	10			GC

NOTE: SWING GATE LOCATED IN CASEWORK SCHEDULE

LIGHTING SCHEDULE:

NOTE: REFER TO ELECTRICAL DRAWINGS FOR LIGHT FIXTURE SPECIFICATIONS. STARBUCKS TO PROVIDE FIXTURES; GC TO PROVIDE LAMPS

FINISHES SCHEDULES:

FINISH - CEILING TREATMENT					
Design ID	Area	Old Tag(s)	Description	Comments	Responsibility
11302	175 SF	T001	ACT Vinyl - 2x4	WHITE	GC

FINISH - FLOOR TREATMENT						
Design ID	Area	Old Tag(s)	Description	LRV	Comments	Responsibility
11431	190 SF	B006	Tile - Bianco Alpi - 12x12			SB
12203	621 SF	B751; J500; Y500; U500	Tile - Acadia - 12x24		Grout - Mapei 47 - Charcoal	SB

FINISH - WALL TREATMENT (AREA)					
Design ID	Area	Old Tag(s)	Description	Comments	Responsibility
12196	62 SF	B804; J554; Y554; U554	Tile - Wall - Moss Green - 2x8	Grout - Mapei 11 - Sahara Beige	SB

CASEWORK SCHEDULE:

CASEWORK SCHEDULE					
Design ID	Count	Old Tag(s)	Description	Comments	Responsibility
11155	2	N114; V401	Espresso Machine Pump Mount - 10x10in		FC
11891	1	N224	Countertop - Espresso Wing Integral Rinse Sink Stainless - RH		FC
11897	1	N019	Cabinet - POS with Cup Dispenser - 19in		FC
11899	1	N194	Countertop - POS Solid Surface - LH - 32in		FC
11915	1	N218	Countertop - Work Sink Stainless - 15in		FC
11921	1	N121	POS Toe Kick - 84in		FC
11933	1	N174	Countertop - Warming Solid Surface - 16in		FC
11942	1	N016	Cabinet - Warming with Drawer and Pullout Trash - 16in		FC
11945	1	N006	Cabinet - 12in		FC
11947	1	N170	Countertop - POS with Cup Dispenser Solid Surface - 19in		FC
11962	1	N188	Condiment Cart Top Solid Surface - 59in		FC
11971	2	N010	Cabinet - Sink or Ice Bin - 15in		FC
11972	1	N024	Cabinet - Espresso with Cup Dispenser - 24in		FC
11974	1	N134	Espresso Sneeze Guard for 121in		FC
11981	1	N166	Countertop - Espresso Main for 117in Stainless - RH		FC
11990	1	N055	Cabinet - POS with Filler - LH - 29in		FC
11995	1	N204	Countertop - CBS Rinse Sink Ice Bin Solid Surface - LH - 109in		FC
12007	1	N031	Cabinet - Sink - 24in		FC
12019	1	N045	Condiment Cart Base - 59in		FC
12037	1	N027	Cabinet - CBS Ice Bin with Cubby - LH - 24in		FC
12069	1	N041	Cabinet - Brew Grind with Pullout Shelf - LH - 33in		FC
12071	1	N115	POS Brewer Shroud - 19in		FC
12081	1	N145	Countertop - Handoff Rounded Solid Surface - RH - 30x25in		FC
12086	1	N056	Cabinet - POS with Filler - RH - 29in		FC
12096	1	N013	Cabinet - with Drawer - 15in		FC
12100	4	N142	Espresso Countertop Support Leg Stainless		FC
12124	1	N207	Countertop - POS Solid Surface - RH - 32in		FC
12777	1	N311	Countertop - Brew Grind Work Sink Solid Surface - LH - 90in		FC
12474	1		Etagere		FC
Fixed Casework					
10365	1	C948	Gate - 37x26in		FC
12022	1	N097	Panel - Espresso - RH - 12in		FC
12113	1	N053	Diewall - Handoff Support - RH		FC
12115	1	N238	Diewall - Espresso - RH - 12in		FC
12798	1	N332	Diewall - Espresso Top Cap - RH - 121in		FC
x0002	1		DIEWALL FILLER W/TOEKICK	5 1/2" W x 3'-4" H_VIF ALL DIMENSIONS	FC
x0003	1		POS PANEL		FC

CASEWORK FINISHES SCHEDULE:

CW Finish - NCS Regional Modern					
Location	Description	Material/Finish	Zone	Vendor Code	Comments
#4 Brushed 16G SS					
BACKBAR SS COUNTERTOPS	Stainless Steel Countertops	#4 Brushed 16G SS	Backbar		
Berkshire Pine Barn Siding Raked					
FACE OF SOFFIT, WAINSCOT, BAR FRONT, POS	Stained Wood Casework Finish	Berkshire Pine Barn Siding Raked	Barista, Frontbar, Seating	WD0028	Optional
Hot Rolled Steel with Matte Sealer					
METAL FINISH	Metal Trim Finish	Hot Rolled Steel with Matte Sealer	Frontbar	MT-11	
Lagos Blue 4350H					
HAND-OFF PLANE, FRONTBAR COUNTERTOPS	Solid Surface Countertops	Lagos Blue 4350H	Barista	CP0021	
Powder Coated "Solar Black" Cold Rolled Steel					
Face Panel Brackets	Steel Brackets	Powder Coated "Solar Black" Cold Rolled Steel	Barista		
ST655-S Almond (Both Sides)					
Core Casework Interior	Melamine Casework Interior	ST655-S Almond (Both Sides)	Backbar		
Stainless Steel					
Sneeze Guard Hardware	Sneeze Guard Hardware	Stainless Steel	Barista		
Tempered Glass					
Espresso and Customer Bars	Sneeze Guard	Tempered Glass	Frontbar	MT-102	
Umber Granite					
BACKBAR SOLID SURFACE COUNTERTOPS	Composite Countertops	Umber Granite	Backbar	CP0009	
Weather Wood (Teak)					
CONDIMENT CART, ETAGERE, BACKBAR CABINETS, SWING GATE	Melamine Casework Exterior	Weather Wood (Teak)	Backbar	PL0012	
Wood Weathered					
ESPRESSO BAR TOP CAP, PARTIAL-HEIGHT WALL TOP CAP	Wood Top Caps	Wood Weathered	Barista	WD0013	
FACE OF SOFFIT, WAINSCOT, CHAIR RAIL, MURAL FRAME, CHAIR RAIL FOR CROWN MOULDING, BAR FRONT, POS, TABLE TOP					

FURNITURE SCHEDULE:

FURNITURE SCHEDULE					
Design ID	Count	Old Tag(s)	Description	Comments	Responsibility
x0004	6		PANELS AT TABLE	COORDINATE WITH STARBUCKS DM	FC
x0005	3		Table-sit here counter legs, steel strap-hot rolled steel	COORDINATE WITH STARBUCKS DM	FC
x0001	1	N/A	Table - Counter Top -	COORDINATE WITH STARBUCKS DM	FC
Movable Multiple Seating					
12485	8	F806; J192; U192; Y192	Chair - Barstool 29in Industrial Upholstered - Hot Rolled Steel and Mahogany		SB

GRAPHICS SCHEDULE:

GRAPHICS SCHEDULE					
Design ID	Count	Old Tag(s)	Description	Comments	Responsibility
Fixed Artwork					
10853	1	WM10	Mural - Artisan - 144x96in		VD
Movable Artwork					
10536	2	G726	Menu Board - Daily Offering Chalkboard Hinge Mount Rectangular		SB
10697	1	G811	Menu Board - 3 Panel Beverage Strip Style		SB

SIGNAGE SCHEDULE:

SIGNAGE SCHEDULE						
Design ID	Count	Old Tag(s)	Description	Bulb	Comments	Responsibility
Signage						
11399	1	S415	Sign - Inline Illuminated Flush Mounted - 10in			LC

FINISH - WALL TREATMENT (LENGTH)					
Design ID	Length	Old Tag(s)	Description	Comments	Responsibility
Wall Finishes - Coverings					
X0006	61'-0"		Crown Molding-6"	See Casework Finish Schedule for Material	FC
X0007	69'-0"		Canopy wood veneer	See Casework Finish Schedule for Material	FC
X0008	16'-0"		Vertical wood trim	See Casework Finish Schedule for Material	FC
12173	148' - 7"	N402	Chair Rail - 4in (100mm)	See Casework Finish Schedule for Material	FC
12178	83' - 6 1/4"	N401; G963	Wainscot Panels 36in (915mm) AFF	See Casework Finish Schedule for Material	FC

FINISH - WALL BASE					
Design ID	Length	Old Tag(s)	Description	Comments	Responsibility
11284	53' - 7 1/4"	B060	Tile Base - Bianco Alpi - 6x12	Grout - Mapei 09 - Grey	SB
11403	172' - 1 1/4"	B053; B080	Tile Base - Jackson Nero - 6x12	Grout - Mapei 09 - Grey	SB

FINISH - PAINT					
Color Code	Old Tag(s)	Name	LRV	Comments	Responsibility
P550-ES		Paint - P550 - Eggshell	79	Sherwin-Williams use CP-1 Primer	GC
P554-ES		Paint - P554 - Eggshell	36	Sherwin-Williams use CP-1 Primer	GC
P554-SG		Paint - P554 - Semi-gloss	36	Sherwin-Williams use CP-1 Primer	GC

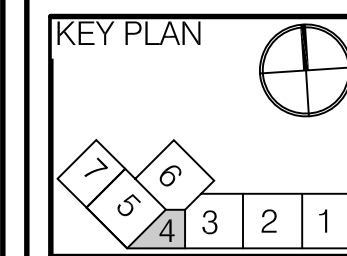
RESPONSIBILITY LEGEND

- 3V PROVIDED BY THIRD PARTY VENDOR
- EX EXISTING EQUIP RELOCATED BY GC
- FC FIXTURE CONTRACTOR
- GC PROVIDED BY GENERAL CONTRACTOR
- LC PROVIDED BY LICENSEE
- SB PROVIDED BY STARBUCKS

Item	Date
Permit	072011



Starbucks Coffee
Portland Int'l Jetport PWW
1001 Westbrook Street
Portland ME 04102



HMS Host
6905 Rockledge Drive
Bethesda, MD 20817
T: (240) 694-4746
F: (240) 694-4643
C: (240) 274-6417
E: scott.reimink@hmshost.com

Building Engineering Resources, Inc.
66 Main Street
North Easton, MA 02556
T: (508) 236-0260
F: (508) 234-0265
E: ber@ber-engineering.com

Starbucks Coffee Company
2401 Utah Avenue South
#800
Seattle WA 98134
T: (206) 318-1515
Contact: Tara Byrne
E: tara.byrne@starbucks.com

LOYD ARCHITECTS
Two High Cliff, Plymouth MA 02360
TEL: (508) 746-4646
FAX: (508) 746-1236
E-MAIL: info@loydarch.com

Job No.: 11400
Scale: As noted
Issued: 07/20/11

DOOR DETAILS & SCHEDULES

RESPONSIBILITY SCHEDULE

n010-resp-sched

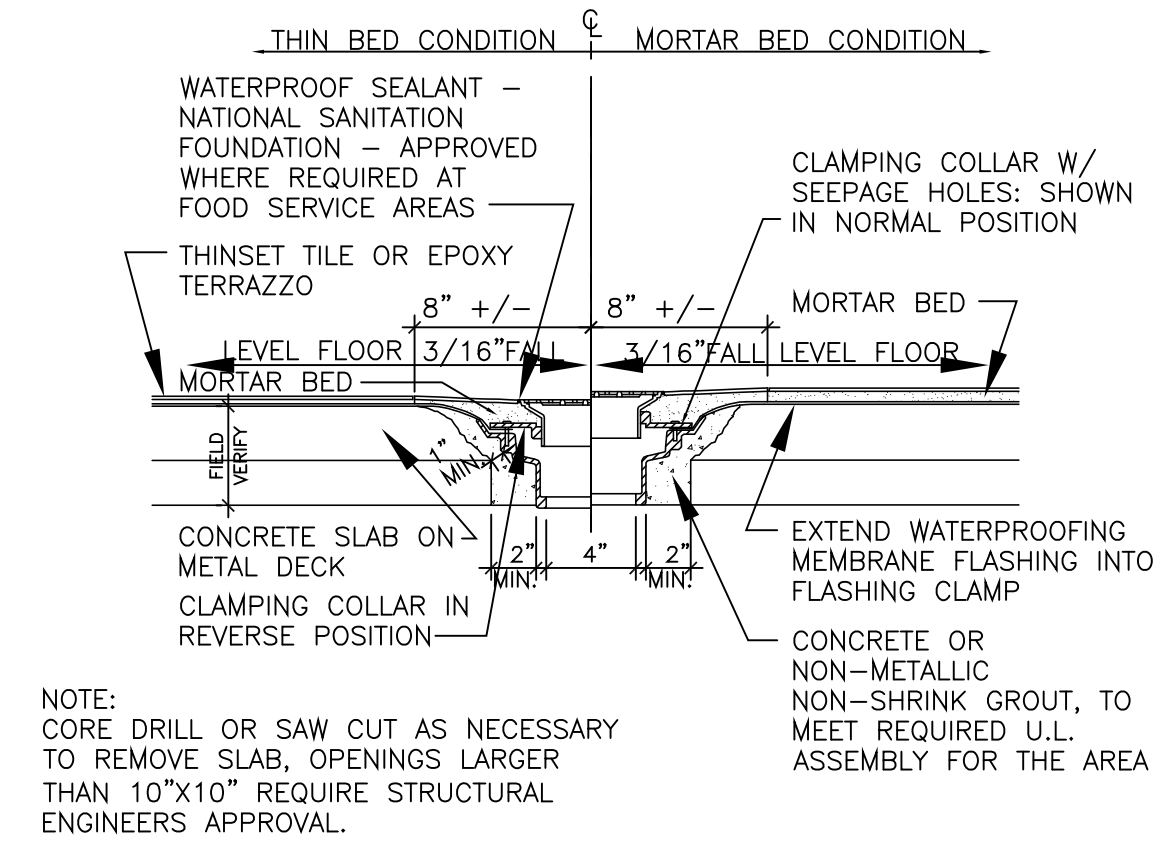
FOR ANY TENANT FURNISHED ITEMS THE GENERAL CONTRACTOR (GC) SHALL SCHEDULE NO LESS THAN THREE (3) WEEKS FOR DELIVER FROM HMS HOST. GENERAL CONTRACTOR SHALL NOTIFY HMS HOST OF SCHEDULE.

ITEM	FURNISHED		INSTALLED		REMARKS
	HMS HOST	F.S.E. CONTRACTOR	HMS HOST	F.S.E. CONTRACTOR	
ARCHITECTURAL					
KITCHEN TILE & BASE		●		●	GC TO VERIFY & COORDINATE QUANTITIES W/ MARAZZI, THEN RECEIVE AND INSTALL. HMSHOST TO PURCHASE FOB JOBSITE.
FRP PANELS		●		●	
TILE BASE		●		●	
TILE		●		●	
MARAZZI TILES		●		●	
METAL FRAMING & DRY WALL		●		●	
CASEWORK/MILLWORK		●		●	
METAL RAILING		●		●	
SUSPENDED CLG. SYSTEM		●		●	
WATERPROOF MEMBRANE		●		●	
MIL/SQART PLASTIC LAMINATE / GIBALTAR SOLID SURFACE		●		●	
TABLES/CHAIRS/BOOTH		●		●	
FOOD SERVICE EQUIPMENT		●		●	
HOODS AND EXHAUST FANS		●		●	
SECURITY GRILLE		●		●	
S STL CORNER GUARDS (KITCHEN)		●		●	
S STL CORNER GUARDS (FRONT OF HOUSE)		●		●	
ELECTRICAL					
ALL WORK AS SHOWN ON DRAWINGS		●		●	
LIGHTING		●		●	GC TO PROVIDE LAMPS.
A/V SYSTEM EQUIPMENT		●		●	GC TO PROVIDE POWER & CONDUIT. GC TO PROVIDE CABLES & INSTALL SPEAKERS & EQUIPMENT.
TELEVISIONS/MONITORS		●		●	
POS EQUIPMENT & CABLING		●		●	GC TO PROVIDE CONDUIT & POWER. HMS HOST TO PROVIDE POS EQUIPMENT AND PROVIDE FINAL HOOKUP. REFER TO POS PLAN.
POS COMM BOX		●		●	REFER TO POS PLAN.
TELEPHONE EQUIPMENT		●		●	GC TO PROVIDE CONDUIT AND POWER ONLY.
HVAC					
ALL WORK AS SHOWN ON DRAWINGS		●		●	
FINAL TEST & BALANCE REPORT		●		●	
PLUMBING					
ALL WORK AS SHOWN ON DRAWINGS		●		●	
HAND SINKS		●		●	FINAL PLUMBING HOOKUP BY GC
MOP SINK		●		●	
SPECIALTY					
SIGNAGE		●		●	ALL BLOCKING & POWER PROVIDED BY GC.
GRAPHIC MURALS		●		●	ALL BLOCKING & POWER PROVIDED BY GC.
MENU BOARD		●		●	ALL BLOCKING & POWER (IF REQUIRED) BY GC.
DIGITAL MENU BOARD		●		●	
DECOR/ARTWORK		●		●	
TESTING		●		●	GC TO PROVIDE X-RAYS AT ALL PENETRATIONS THRU CONC. SLABS AND ROOF DECKS
DRILLING		●		●	GC TO BE RESPONSIBLE FOR ALL CORE-DRILLING/CUTTING OF ANY PENETRATIONS THRU THE FLOOR SLAB AND/OR ROOF DECK.

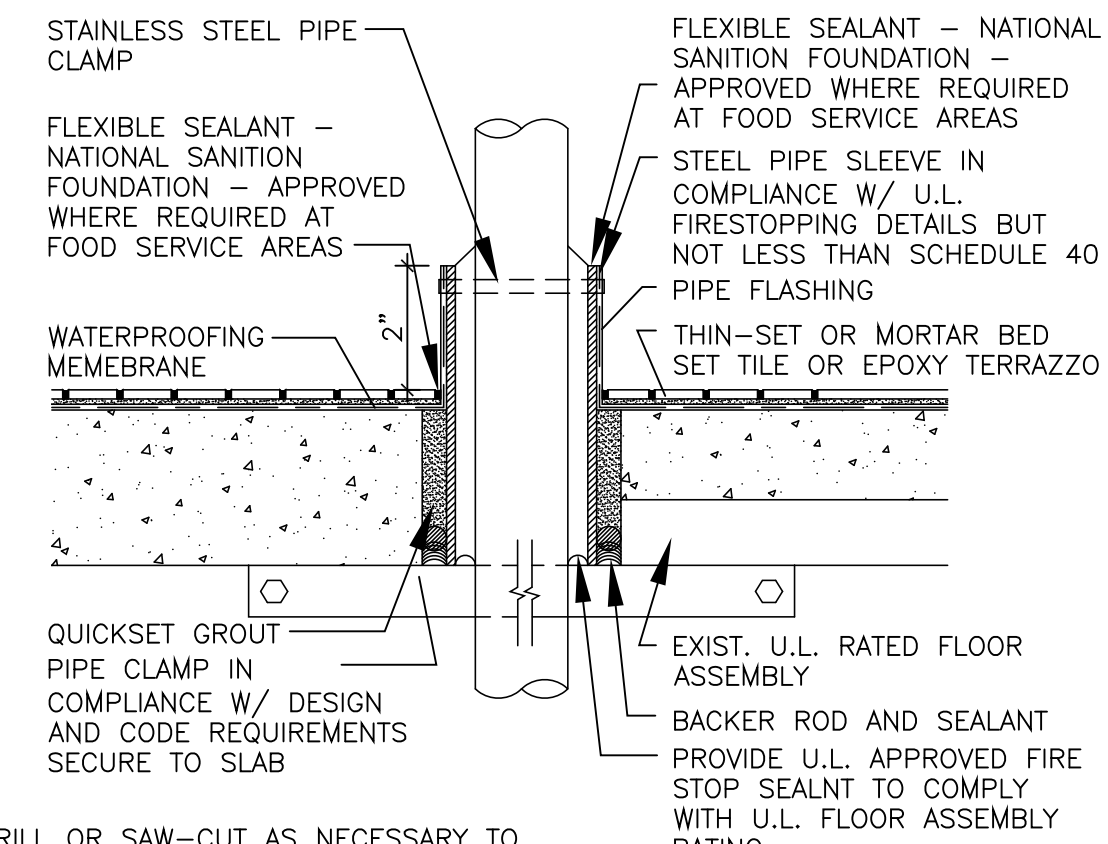
GC = GENERAL CONTRACTOR
F.S.E. = FOOD SERVICE EQUIPMENT SUPPLIER (STARBUCKS IS THE F.S.E.; REFER TO THE REMAINDER OF THE SCHEDULES FOR RESPONSIBILITY ITEMS AS WELL).

SPECIALTY EQUIPMENT:

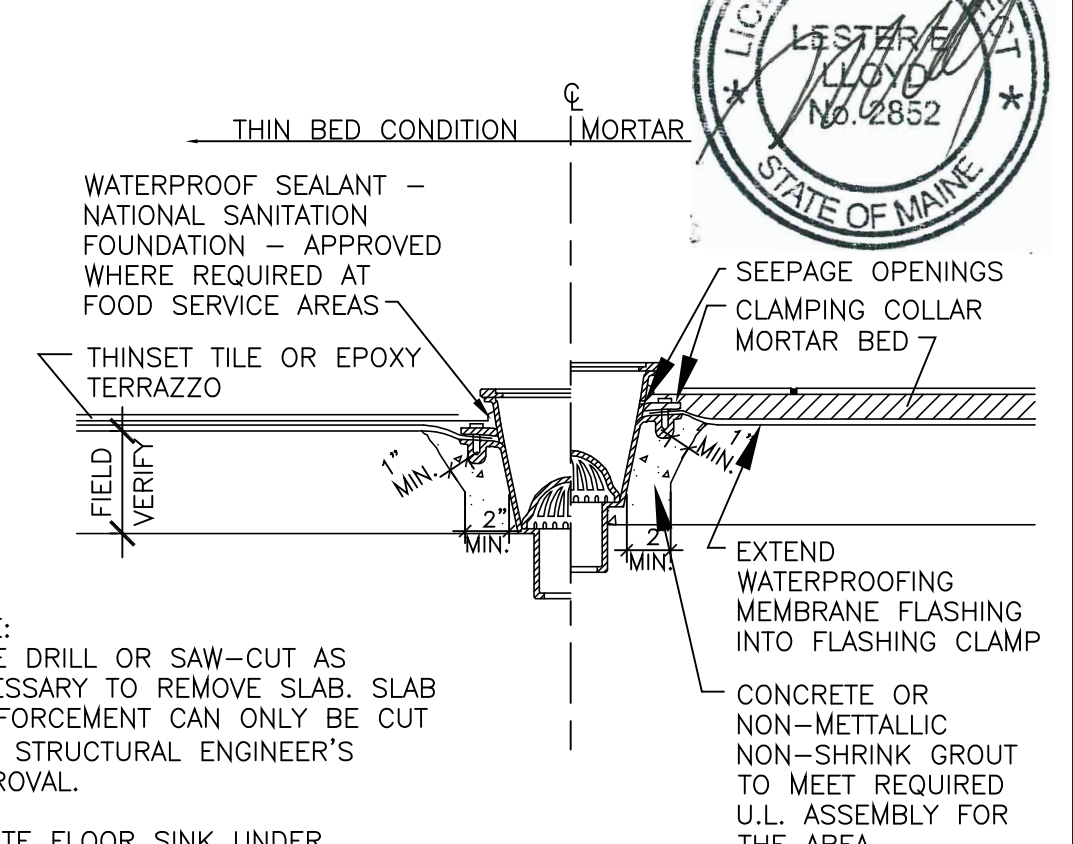
Design ID	Count	Old Tag(s)	Description	Comments	Responsibility
12008	1	M271	Condiment Cart Pan SST - 38x11in		SB
12023	1	M270	Sugar Dispenser SST - 17in		SB
Bath & Toilet Accessories					
10977	2	M052; M509; M056	Paper Towel Dispenser Full Size - Translucent Grey		LC
11115	1	M054; M524; M954	Restroom Soap Dispenser Sink Mounted		LC
Fire Extinguishers					
10501	1	M043; M182	Fire Extinguisher		GC
Food Service - Appliances & Equipment					
10267	2	E328; E329; E333; E336; E373; E393; E407; E424	Fridge Undercounter 1 Door - 27in		SB
10344	1	P012	Ice - Bin Drop In 95lb		SB
10452	2	E529; E540; E542; E609	Brewer Warming Stand		SB
10473	1	E301; E327; E330; E334; E408	Fridge Undercounter 2 Door - 48in		SB
10495	1	E152; E155; E183; E184; E185; E191; E194	Brewer Dual		SB
10556	1	E415	Fridge Reach In 2 Door - 68in		SB
10724	1	E093; E096; E010; E020; E037; E038; E041	Grinder Grindmaster		SB
10102	1		Ice - Bin 560lb		SB
10475	1		Ice Machine		SB
10797	1	E338; E402	Pastry Case with Self Serve - 66in - Bronze		SB
10917	4	E806; E610	Brewer Server		SB
11014	1	E430; E348	Freezer Reach In 1 Door LH - 29in		SB
11066	2	E270; E271	Mastrena Espresso Machine		EX
12407	1	E596	Oven Next Generation TurboChef	FUTURE WARMING STATION_DO NOT ORDER	SB
12480	1	E409	Fridge with Stainless Countertop - 28in		SB
12508	2	E700	Blender Quiet Model On Counter		SB
Other Equipment					
10091	2	M222	Cup Dispenser Tall Hot Vertical		SB
10194	2	E804	Blender Pitcher Rinser		SB
10314	1	E533; E534; E535; E537; E613	Scale Digital with Adjustable Display Mount		SB
10396	2	M221	Cup Dispenser Short Hot Vertical		SB
10439	2	M034; M134; M533	Cup Dispenser Grande Ventii Hot Horizontal		SB
10788	1	M135; M236; M534	Cup Dispenser Tall Hot Horizontal		SB
10855	4	M223	Cup Dispenser Grande Ventii Hot Vertical		SB
11737	1	M035	Cup Dispenser Short Hot Horizontal		SB
Parts Bins					
10239	3	M004	Corner Guard - 1.25in - Anodized Aluminum		GC
11061	2	M012; M183; M526; M349	Trash Drop Ring Round		GC
Shelving					
10222	2	M072	Wire Shelf Grid at Sink		SB
10416	4	M032; M176; M515	Workroom Wire Shelving		SB
10462	4	M033	Workroom Wire Shelving Posts		SB
10524	1	M918	Wire Shelf Undercounter at Sink		SB



FLOOR DRAIN



FLOOR PENETRATION



FLOOR SINK

PLUMBING SCHEDULE:

Design ID	Count	Old Tag(s)	Description	Comments	Responsibility
Cold Water Service					
10153	1	P385; P374; P376; P384	Faucet - Water Tower - 12in		SB
Floor Drains					
NOTE: REFER TO PLUMBING DRAWINGS AND SPECIFICATIONS					
Food Service Equipment					
10874	1	E574; E575; E578	Insta Hot Tap		SB
Hot Water Service					
EXISTS					
Other Plumbing Fixtures					
10152	1	P380	Faucet - Double Laboratory with Bent Riser Spout		SB
10215	2	P377	Faucet - Double Laboratory with Swing Spout		SB
10447	1	P355; P365	Faucet - Pre Rinse Sprayer Wall Mounted		SB
10597	1	P354; P364	Faucet - Single Handle		SB
10943	1	P367	Faucet - Single Laboratory with Swing Spout		SB
11003	1	P352; P387	Faucet - Dipperwell		SB
Sinks					
10505	1	P080	Sink - Rinse Drop In - 27x20in		SB
10549	1	P393	Sink - Work Drop In SST - 12x20in		SB
10581	1	P021; P032; P065	Sink - Hand Sink ADA Wall Mounted with Splash SST		SB
10602	1	P061	Sink - 3 Comp SST - 72in		SB
104	1		Mop sink utility shelf-24"		GC
105	1		Mop sink 9-OP-20		GC
232	1		Mop sink faucet		GC
Special Water Systems					
13077	1		Filter - Head Single		SB
13078	1		Filter - Carbon Filter Cartridge with Scale Reduction		SB
13080	1		Filter - Head Quad		SB
13081	4		Filter - Carbon Filter Cartridge		SB
13082	1		Filter - Water Softener Twin		SB


DATA DEVICE SCHEDULE:

Design ID	Count	Old Tag(s)	Description	Comments	Responsibility
Public Address & Music Systems					
10005	1	A008; A009; A010; A024; A025; A026	Music System		SB
10017	2	A006; A044	Speaker Surface Mounted - (Designer Specify) White or Black		GC
10076	1	A037	Amplifier		SB
Security & Detection Systems					
10014	2	A015; A042	POS - Printer		LC
Telephone Systems					
10000	1	A001; A003; A040	Phone 1 Line		LC
Teller & Service Equipment					
10008	2	A016; A017; A350; A450	Register Compact		LC
Vault Equipment					
10029	4	A046; A601; A602; A603	POS Bank		LC

RESPONSIBILITY LEGEND

- 3V PROVIDED BY THIRD PARTY VENDOR
- EX EXISTING EQUIP RELOCATED BY GC
- FC FIXTURE CONTRACTOR
- GC PROVIDED BY GENERAL CONTRACTOR
- LC PROVIDED BY LICENSEE
- SB PROVIDED BY STARBUCKS

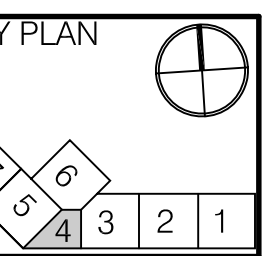
1 SCHEDULES



Item	Date
Permit	072011



Starbucks Coffee
Portland Int'l Jetport PWM
1001 Westbrook Street
Portland ME 04102



HMS Host
6905 Rockledge Drive
Bethesda, MD 20817
T: (240) 694-4746
F: (240) 694-4643
C: (240) 274-6417
E: scott.reimink@hmshost.com

Building Engineering Resources, Inc.
66 Main Street
North Easton, MA 02556
T: (508) 236-0260
F: (508) 234-0265
E: ber@ber-engineering.com

Starbucks Coffee Company
2401 Utah Avenue South #800
Seattle WA 98134
T: (206) 318-1575
Contact: Tara Byrne
E: tara.byrne@starbucks.com

LOYD ARCHITECTS
Two High Cliff, Plymouth MA 02360
TEL: (508) 746-4646
FAX: (508) 746-1236
E-MAIL: info@loydarch.com

Job No.: 11400
Scale: As noted
Issued: 07/20/11

SCHEDULES & PENETRATION DETAILS