

E.S. Boulos Company

Integrated Power and Building Technologies

Corporate Office

45 Bradley Drive
Westbrook, ME 04092
Tele: (207)464-3706
Fax: (207)464-1833

Utility/Industrial Office

70 Commercial Street
Lewiston, ME 04240
Tele: (207)784-0906
Fax: (207)784-9426

Letter of Transmittal

To: Jim Liddick
Turner (USE TURN7660)
Two Seaport Lane
2nd Floor
Boston, MA 02210
Ph: (617)247-6400 Fax: (617)247-5436

Transmittal #: 188

Date: 3/16/2011

Job: TCPJ10-101 Portland Jetport Expansion

Subject: Submittal

WE ARE SENDING YOU

- | | | | |
|---|--|---|----------------------------------|
| <input type="checkbox"/> Attached | <input type="checkbox"/> Under separate cover via the following items: | | |
| <input checked="" type="checkbox"/> Shop drawings | <input type="checkbox"/> Prints | <input type="checkbox"/> Plans | <input type="checkbox"/> Samples |
| <input type="checkbox"/> Copy of letter | <input type="checkbox"/> Change order | <input type="checkbox"/> Specifications | <input type="checkbox"/> Other |

Document Type	Copies	Date	No.	Description
Submittal	1		283100-3 Rev 1	FIRE ALARM SHOP DRAWINGS / CALCULATIONS

THESE ARE TRANSMITTED as checked below:

- | | | |
|--|---|---|
| <input checked="" type="checkbox"/> For approval | <input type="checkbox"/> Approved as submitted | <input type="checkbox"/> Resubmit ___ copies for approval |
| <input type="checkbox"/> For your use | <input type="checkbox"/> Approved as noted | <input type="checkbox"/> Submit ___ copies for distribution |
| <input type="checkbox"/> As requested | <input type="checkbox"/> Returned for corrections | <input type="checkbox"/> Return ___ corrected prints |
| <input type="checkbox"/> For review and comment | <input type="checkbox"/> Other | |
| <input type="checkbox"/> FOR BIDS DUE | <input type="checkbox"/> PRINTS RETURNED AFTER LOAN TO US | |

Remarks: Jim, Revised shop drawings will be uploaded to Sharepoint. Please see attached email from Simplex Grinnell identifying responses to all of Arora's comments.
please call with any questions.

Copy To: File, Dan Lasher (Turner Construction Company), Joseph Bradley (E. S. Boulos Company)

From: Jesse Klimaytis (E. S. Boulos Company)

Signature: _____

E.S. Boulos Company

Integrated Power and Building Technologies

Corporate Office

45 Bradley Drive
Westbrook, ME 04092
Tele: (207)464-3706
Fax: (207)464-1833

Utility/Industrial Office

70 Commercial Street
Lewiston, ME 04240
Tele: (207)784-0906
Fax: (207)784-9426

Submittal

Job: TCPJ10-101

Portland Jetport Expansion
Portland Jetport
Portland, ME

Spec Section No: 283100

Submittal No: 3

Revision No: 1

Sent Date: 3/16/2011

Submittal Title: FIRE ALARM SHOP DRAWINGS / CALCULATIONS

Turner Construction Company
Jim Liddick
Two Seaport Lane
2nd Floor
Boston, MA 02210
Ph: (617)247-6400

Contractor's Stamp

Architect
Gensler Architecture
Jim Stanislawski
One Beacon Street
3rd Floor
Boston, MA 02108
Ph: (617)619-5767

Architect's Stamp

Engineer
OEST Associates (AMEC)
Charles Ryan
343 Gorham Road
South Portland, ME 04106-2317
Ph: (207)761-1770

Engineer's Stamp

Jesse Klimaytis

From: Doughty, Paul [PDoughty@simplexgrinnell.com]
Sent: Tuesday, March 08, 2011 2:22 PM
To: Jesse Klimaytis
Cc: Hale, John; Doughty, Paul
Subject: Reply to PWM - FA Shops
Attachments: 28_31_00 Fire Alarm Shop Drawings R&R Trans Only.pdf

Importance: High

Jesse,

Here is our reply to the comments relating to the revised FA drawings that John Hale reviewed with you last week.

General:

- Bulletins are have been shown in these revised drawings , however, approved CO paperwork is needed to proceed before material is ordered or labor is performed.
- Devices have been moved on the DWGs to reflect the modified backgrounds.
- Existing devices aren't shown.

FA-101,102,110:

- Changes/corrections/modifications have been made.

FA-102,103,107:

- Changes/corrections/modifications have been made.

FA-104:

- Changes/corrections/modifications have been made.

FA-106:

- Changes/corrections/modifications have been made.

FA-107:

- Changes/corrections/modifications have been made. Future interlock/relay wiring changes to be shown on as-built.

FA-109:

- Changes/corrections/modifications have been made.

FA-110:

- Changes/corrections/modifications have been made.
- Per contract: Junction boxes not provided by SimplexGrinnell.

FA-111:

- Per contract: Junction boxes not provided by SimplexGrinnell.
- Changes/corrections/modifications have been made per updated background DWGs.

FA-113:

- Changes/corrections/modifications have been made.

FA-114:

-Changes/corrections/modifications have been made.

FA-115:

-Duct air sampling system not specified. Duct smoke detectors are shown as indicated by symbols and notes referring to "DD" – duct detectors.

FA-201 through 204:

-Changes/corrections/modifications have been made.

Paul Doughty

Cell : 207-210-0522

From: Jesse Klimaytis [<mailto:jklimaytis@esboulos.com>]

Sent: Thursday, December 30, 2010 10:17 AM

To: Doughty, Paul

Cc: jbradley@esboulos.com; Hale, John

Subject: PWM - FA Shops

Importance: High

Paul, please give me a call to review the review comments.

I left you a message that I want to meet with your team next week to review and address all of these issues.

I believe that they have added devices to the design through the comments without any Bulletin issuance.

We need to wrap this up and receive a resubmittal from Simplex within two weeks.

Thanks

Sincerely,

Jesse T. Klimaytis **LEED®AP**

E.S.Boulos Company

45 Bradley Drive

Westbrook, ME 04092

Phone: (207) 464-3706

Fax: (207) 464-1833

Cell: (207) 272-6986

jklimaytis@esboulos.com

PORTLAND INTERNATIONAL JETPORT

FIRE ALARM SYSTEM

PROJECT

PORTLAND INTERNATIONAL JETPORT
1001 WESTBROOK STREET
PORTLAND, MAINE 04102

OWNER

PORTLAND INTERNATIONAL JETPORT
1001 WESTBROOK STREET
PORTLAND, MAINE 04102

ELECTRICAL CONTRACTOR

ARORA ENGINEERS, INC
61 WILMINGTON - WEST CHESTER PIKE
SUITE 100
CHADDS FORD, PA 19317

SimplexGrinnell BE SAFE.

A Tyco International Company

20 THOMAS DR
WESTBROOK, ME 04092

SALES: 207-842-6440
SERVICE: 207-842-6440
FAX: 207-842-6439

SHEET	DESCRIPTION
FA-001	COVER SHEET
FA-002	GENERAL INFORMATION PAGE
FA-101	LEVEL 1 - ZONE 3
FA-102	LEVEL 1 - ZONE 4
FA-103	LEVEL 1 - ZONE 5
FA-104	LEVEL 2 - ZONE 2
FA-105	LEVEL 2 - ZONE 3
FA-106	LEVEL 2 - ZONE 4
FA-107	LEVEL 2 - ZONE 5
FA-108	LEVEL 2 - ZONE 6
FA-109	LEVEL 3 - ZONE 3
FA-110	LEVEL 3 - ZONE 4
FA-111	LEVEL 3 - ZONE 5
FA-112	LEVEL 3 - ZONE 6
FA-113	LEVEL 4 - ZONE 5
FA-114	LEVEL 4 - ZONE 6
FA-115	LEVEL 5 - ZONE 6
FA-201	NETWORK RISER DIAGRAM
FA-202	RISER DIAGRAM
FA-203	RISER DIAGRAM
FA-204	RISER DIAGRAM
FA-501	PANEL WIRING DETAIL - NODE 1 ZONE 2 UPGRADE PANEL
FA-502	PANEL WIRING DETAIL - NODE 1 ZONE 2 UPGRADE PANEL
FA-503	PANEL WIRING DETAIL - NODE 1 TRANSPOUNDER 1 UPGRADE PANEL
FA-504	PANEL WIRING DETAIL - NODE 2 ZONE 3 UPGRADE PANEL
FA-505	PANEL WIRING DETAIL - NODE 3
FA-506	PANEL WIRING DETAIL - NODE 3
FA-507	PANEL WIRING DETAIL - NODE 3 TRANSPOUNDER 1
FA-508	PANEL WIRING DETAIL - NODE 3 TRANSPOUNDER 2
FA-509	NODE 3 REMOTE ANNUNCIATOR WIRING DETAIL
FA-510	PANEL WIRING DETAIL - REMOTE COMMAND CENTER
FA-601	CHARTS & CALCULATIONS
FA-602	CHARTS & CALCULATIONS
FA-603	CHARTS & CALCULATIONS
FA-701	TYPICAL DEVICE WIRING
FA-702	TYPICAL DEVICE WIRING

SimplexGrinnell BE SAFE.
 A Tyco International Company
 20 THOMAS DR
 WESTBROOK, ME 04092
 SALES: 207-842-6440
 SERVICE: 207-842-6440
 FAX: 207-842-6439
 © 2010 SIMPLEXGRINNELL LP
 ALL RIGHTS RESERVED

NO.	DATE	REVISION DESCRIPTION	CHG BY
1	9/20/10	CORRECTIONS TO RISER IDNET SLC ISOLATORS	
2	10/22/10	PROPOSED ADDITION/CHANGES PER REVIEW MEETING	
3	12/22/10	ADD 1" CABLE TO WIRE LEGEND	AP
4	2/22/11	CHANGES PER ARORA + ES BOULOS COMMENTS	AP

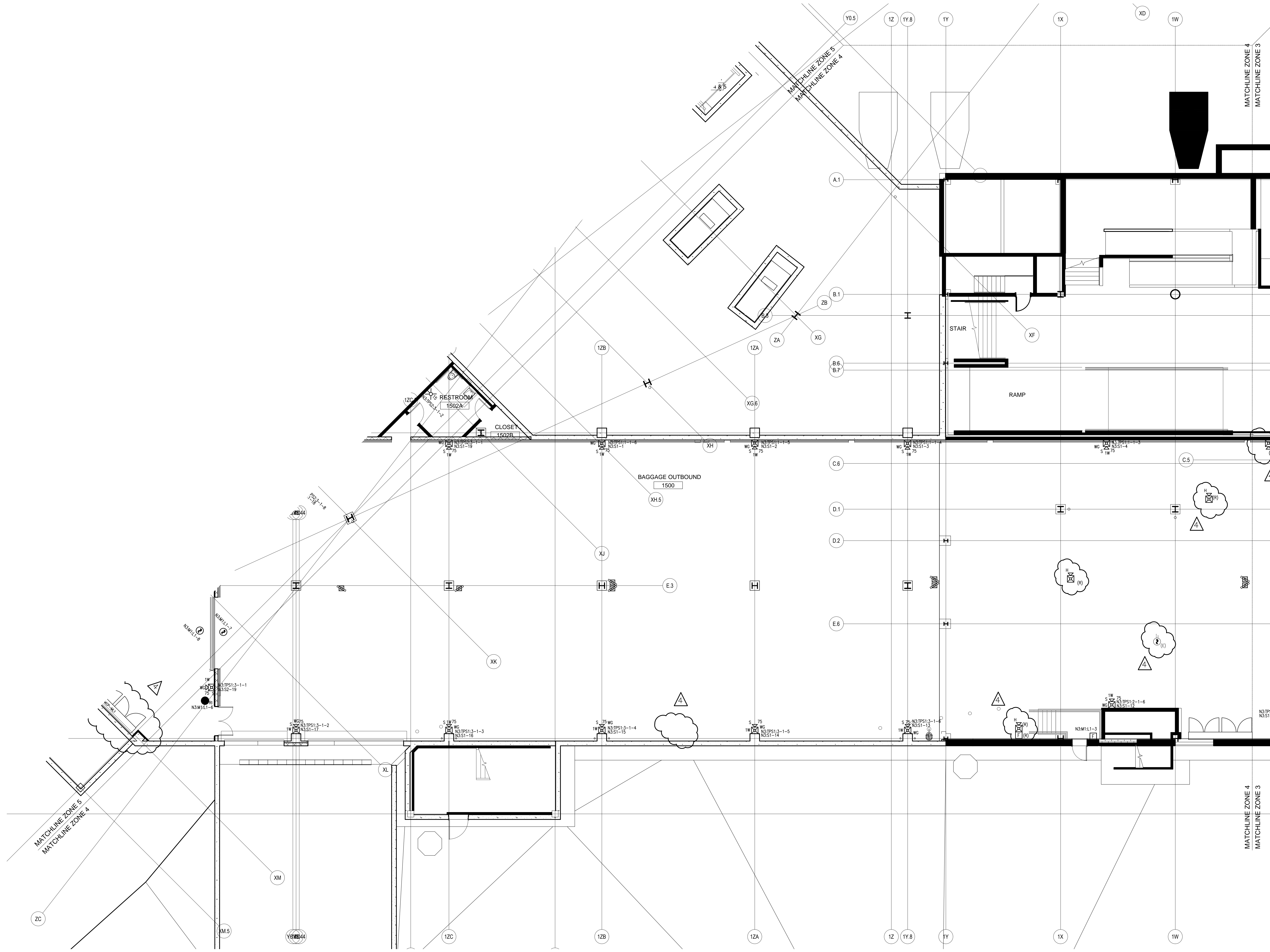
FIRE ALARM SYSTEM
 COVER SHEET
 PORTLAND INTERNATIONAL JETPORT
 1001 WESTBROOK STREET
 PORTLAND, MAINE 04102

DRAWN BY:	L.SANTORA	DATE:	06/28/10
CHECKED BY:	A.PRENTISS	DATE:	07/23/10
PROJECT NUMBER:	147-951655801		
SHEET TITLE:	FIRE ALARM SYSTEM COVER SHEET		
SHEET NUMBER:	FA-001		

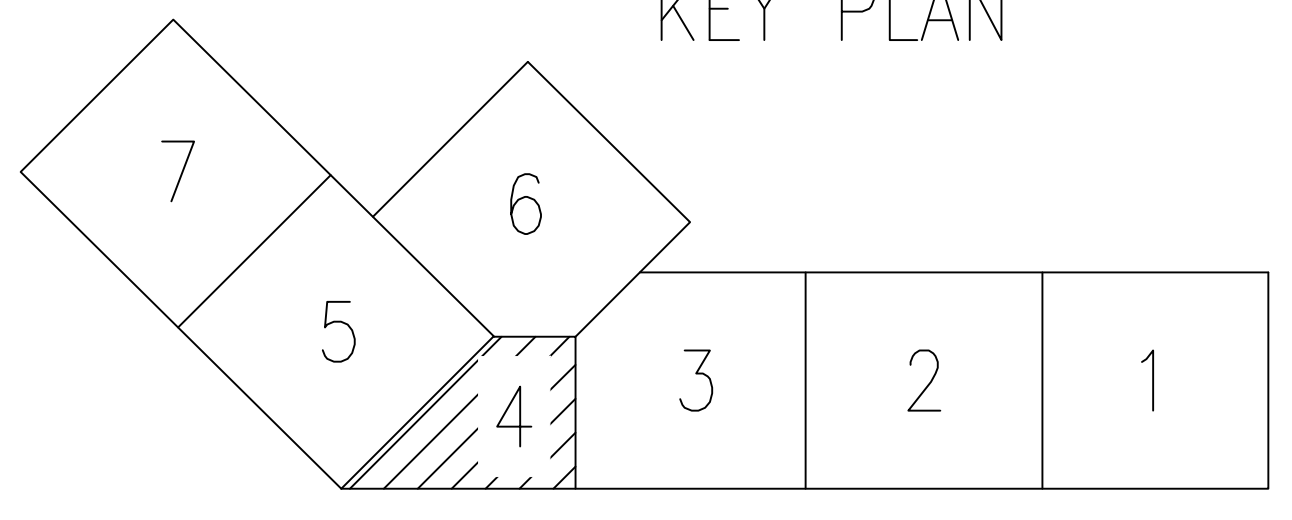
FA-001.dwg

1. ALL DIMENSIONS UNLESS OTHERWISE SPECIFIED ARE IN METERS. 2. ALL DIMENSIONS ARE TO FACE UNLESS OTHERWISE SPECIFIED. 3. ALL DIMENSIONS ARE TO FACE UNLESS OTHERWISE SPECIFIED. 4. ALL DIMENSIONS ARE TO FACE UNLESS OTHERWISE SPECIFIED.

5. ALL DIMENSIONS ARE TO FACE UNLESS OTHERWISE SPECIFIED. 6. ALL DIMENSIONS ARE TO FACE UNLESS OTHERWISE SPECIFIED. 7. ALL DIMENSIONS ARE TO FACE UNLESS OTHERWISE SPECIFIED. 8. ALL DIMENSIONS ARE TO FACE UNLESS OTHERWISE SPECIFIED.



KEY PLAN



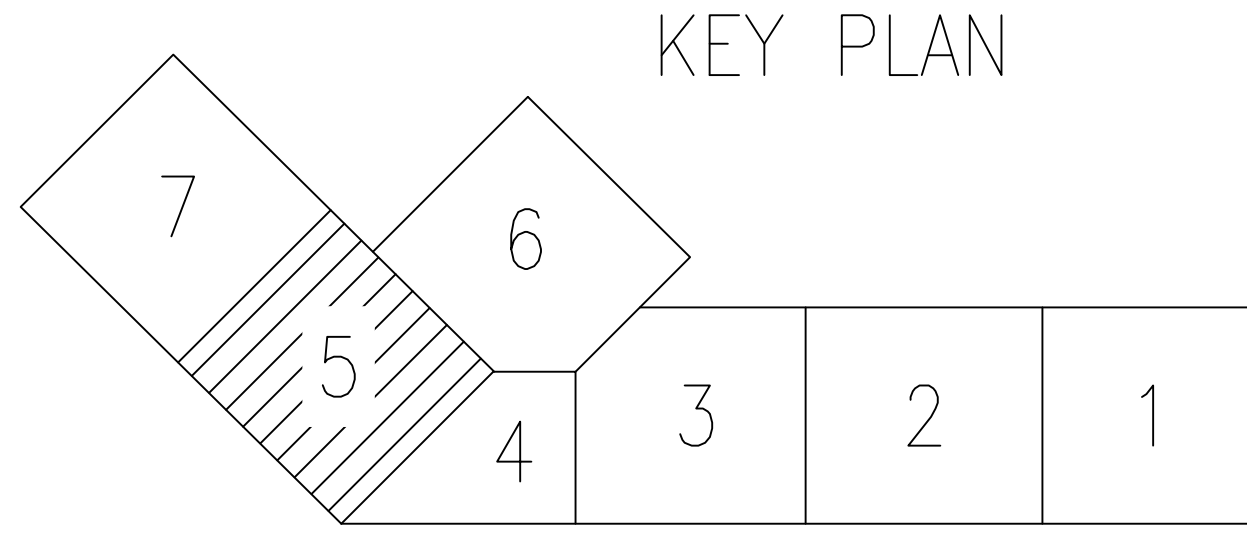
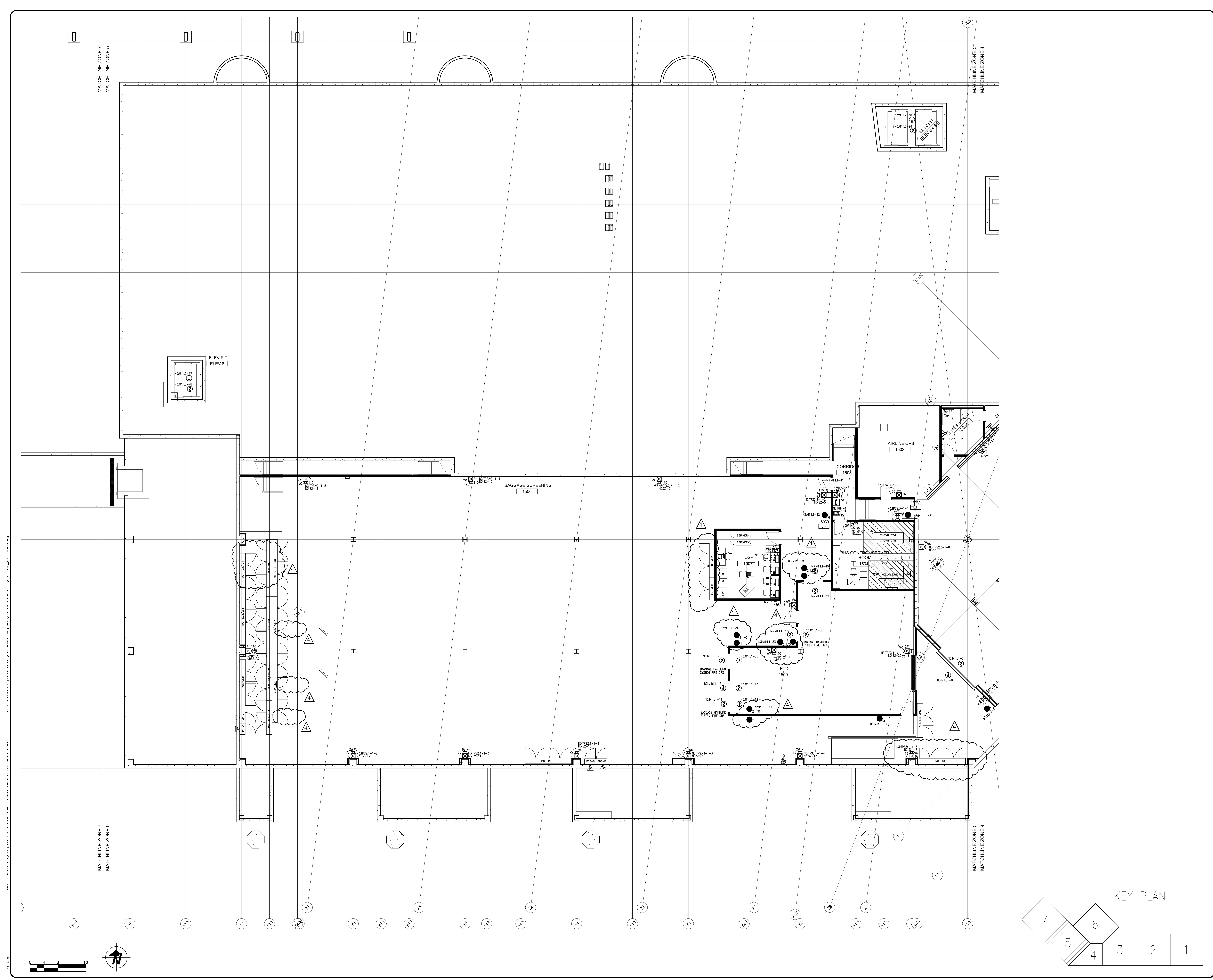
NO.	DATE	REVISION DESCRIPTION
1	9/20/10	CORRECTIONS TO RISER IDNET SLC ISOLATORS
2	10/22/10	PROPOSED ADDITION/CHANGES PER REVIEW MEETING
3	12/22/10	ADD 'P' CABLE TO WIRE LEGEND
4	2/22/11	CHANGES PER ARORA + ES BOULOS COMMENTS

CHD BY	DATE

FIRE ALARM SYSTEM
LEVEL 1 - ZONE 4
 PORTLAND INTERNATIONAL JETPORT
 1001 WESTBROOK STREET
 PORTLAND, MAINE 04102

DRAWN BY: L. SANTORA DATE: 06/28/10
 CHECKED BY: A. PRENTISS DATE: 07/23/10
 PROJECT NUMBER: 147-951655801
 SHEET TITLE: FIRE ALARM SYSTEM LEVEL 1 - ZONE 4
 SHEET NUMBER: **FA-102**
 FA-101_FA-103.dwg

SimplexGrinnell BE SAFE.
 A Tyco International Company
 20 THOMAS DR
 WESTBROOK, ME 04092
 SALES: 207-842-6440
 SERVICE: 207-842-6440
 FAX: 207-842-6439
 © 2010 SIMPLEX GRINNELL
 ALL RIGHTS RESERVED



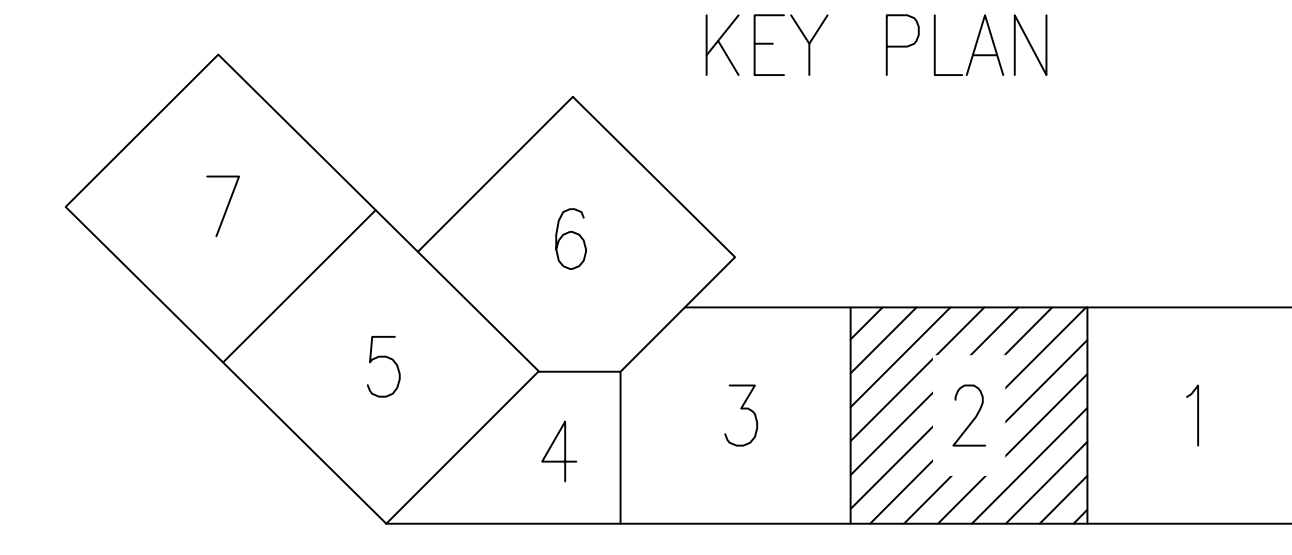
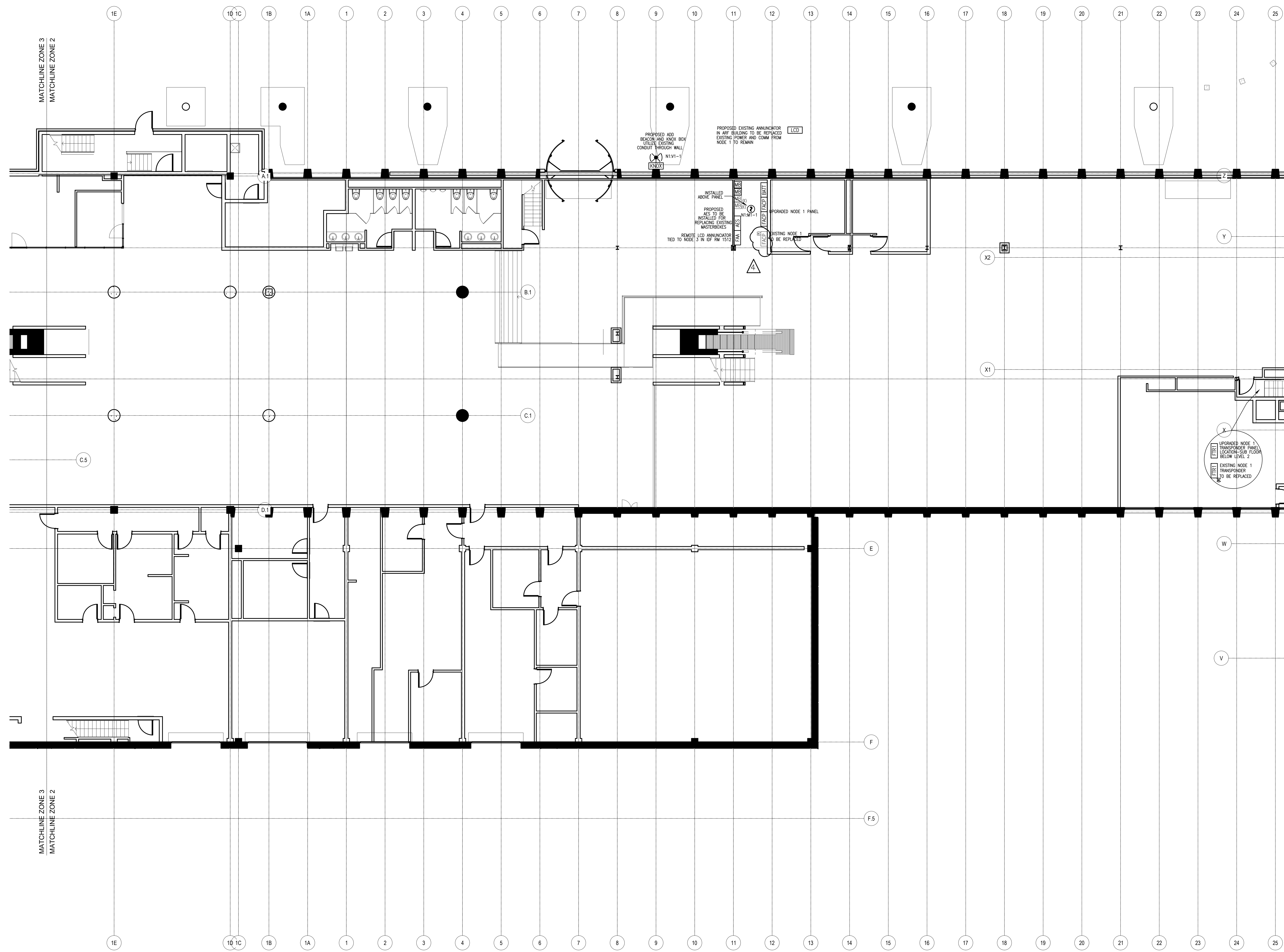
SimplexGrinnell BE SAFE. A Tyco International Company 20 THOMAS DR WESTBROOK, ME 04092 SALES: 207-842-6440 SERVICE: 207-842-6440 FAX: 207-842-6439 <small>© 2010 SIMPLEX GRINNELL ALL RIGHTS RESERVED</small>	
CHD BY: [Blank]	REVISION DESCRIPTION:
NO. 1 DATE: 9/20/10	CORRECTIONS TO RISER IDNET SLC ISOLA TORS
NO. 2 DATE: 10/22/10	PROPOSED ADDITION/CHANGES PER REVIEW MEETING
NO. 3 DATE: 12/22/10	ADD 1" CABLE TO WIRE LEGEND
NO. 4 DATE: 2/22/11	CHANGES PER ARORA + ES BOULOS COMMENTS
PROJECT NUMBER: 147-951655801	
SHEET TITLE: FIRE ALARM SYSTEM LEVEL 1 - ZONE 5	
SHEET NUMBER: FA-103	
FA-101_FA-103.dwg	

FIRE ALARM SYSTEM
 LEVEL 1 - ZONE 5
 PORTLAND INTERNATIONAL JETPORT
 1001 WESTBROOK STREET
 PORTLAND, MAINE 04102

DRAWN BY: L. SANTORA
 DATE: 06/28/10
 CHECKED BY: A. PRENTISS
 DATE: 07/23/10

DATE: 07/23/10 11:58 AM 147-951655801-108.dwg

147-951655801-108.dwg

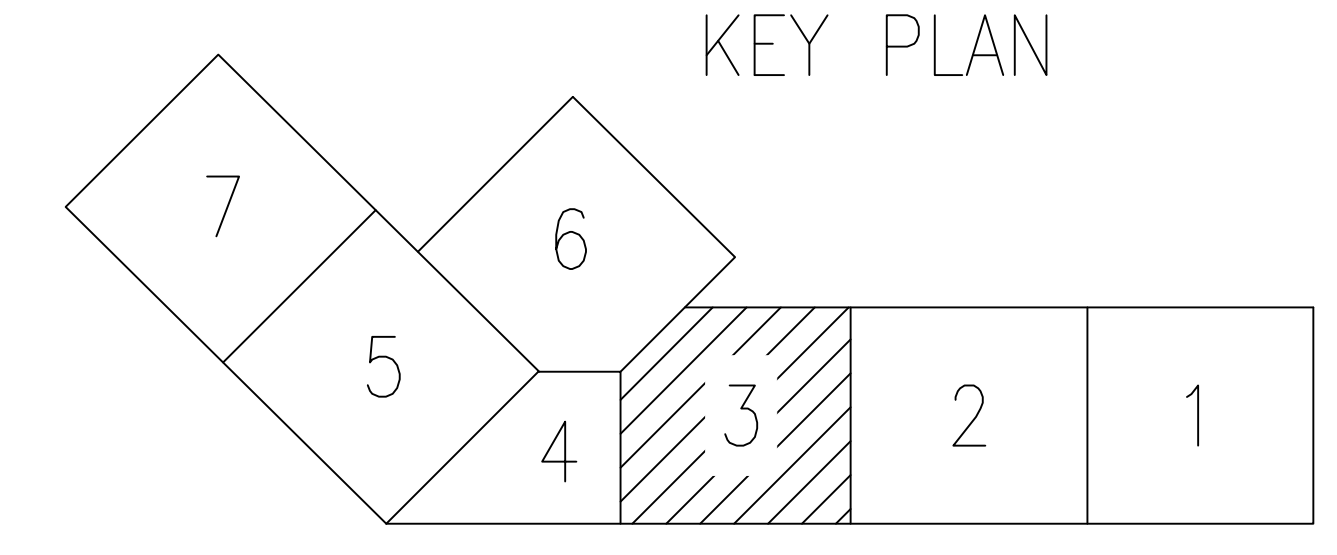
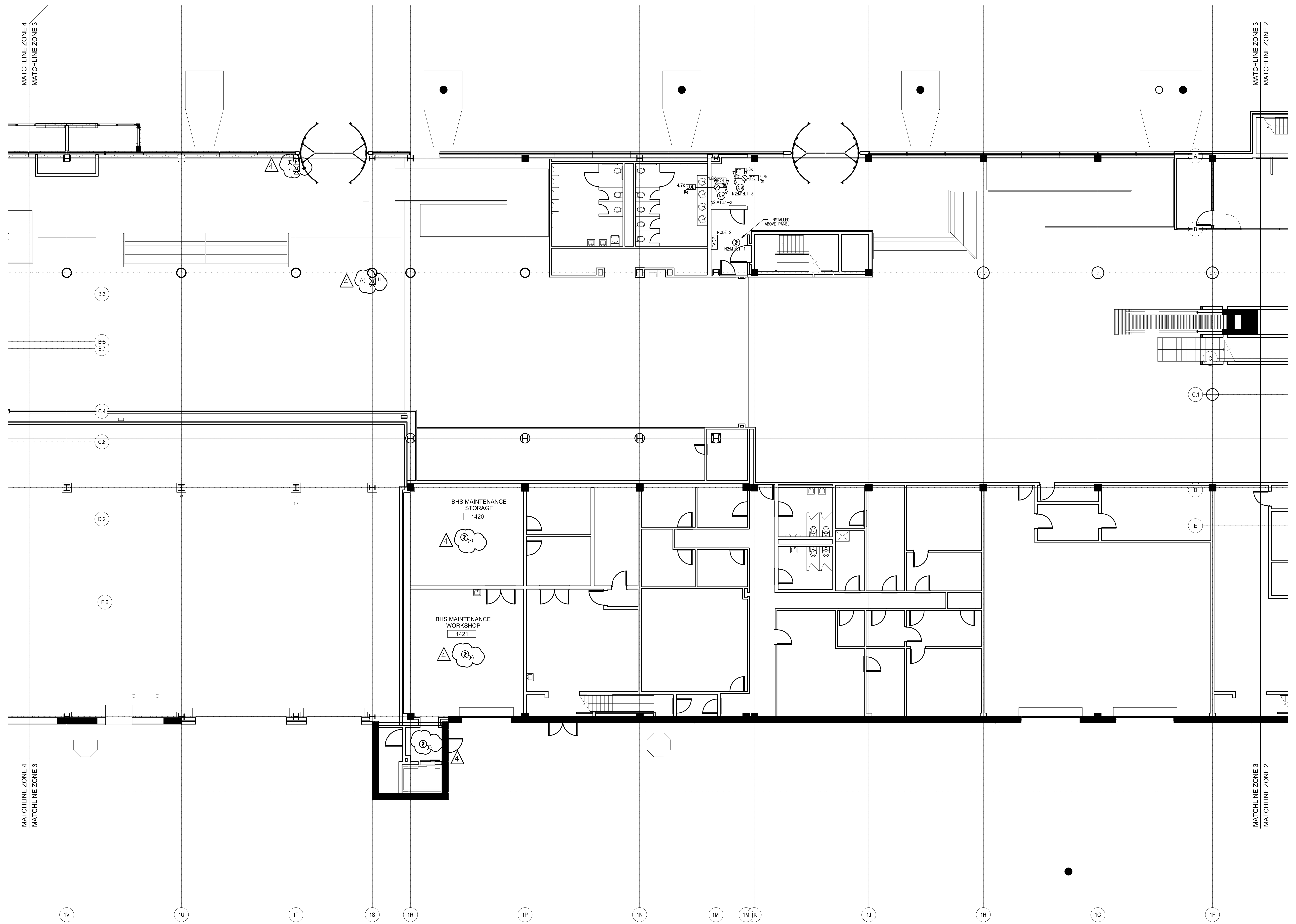


FIRE ALARM SYSTEM LEVEL 2 - ZONE 2		PORTLAND INTERNATIONAL JETPORT 1001 WESTBROOK STREET PORTLAND, MAINE 04102	
DRAWN BY: L.SANTORA	DATE: 06/28/10	CHECKED BY: A.PRENTISS	DATE: 07/23/10
PROJECT NUMBER: 147-951655801			
SHEET TITLE: FIRE ALARM SYSTEM LEVEL 2 - ZONE 2			
SHEET NUMBER: FA-104			
FA-104_FA-108.dwg			

NO.	DATE	REVISION DESCRIPTION
1	9/20/10	CORRECTIONS TO RISER IDNET 'SLC' ISOLATORS
2	10/22/10	PROPOSED ADDITION/CHANGES PER REVIEW MEETING
3	12/22/10	ADD 'P' CABLE TO WIRE LEGEND
4	2/22/11	CHANGES PER ARORA + ES BOULOS COMMENTS


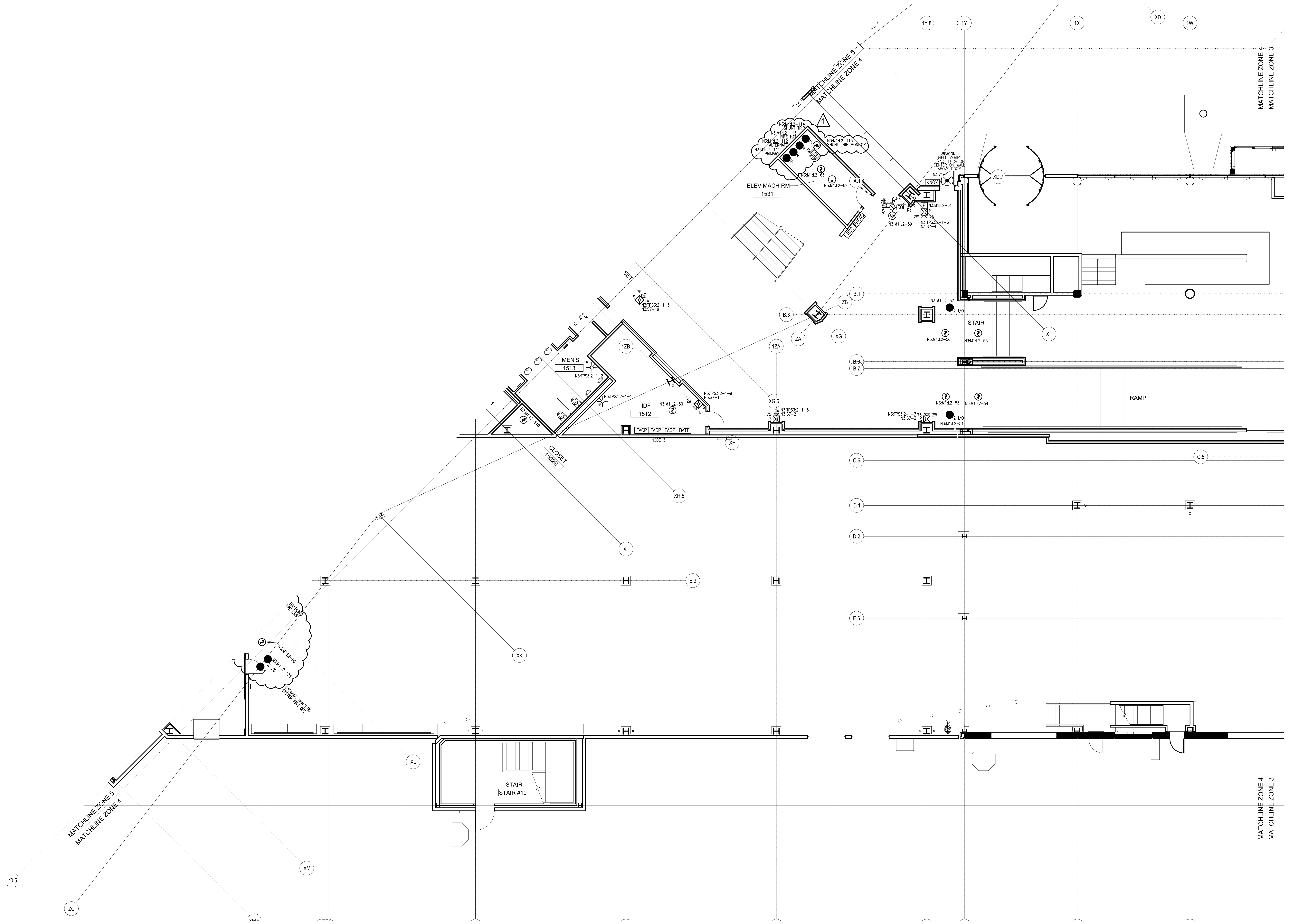
SimplexGrinnell BE SAFE. A Tyco International Company	© 2010 SIMPLEXGRINNELL ALL RIGHTS RESERVED
20 THOMAS DR WESTBROOK, ME 04092 SALES: 207-842-6440 SERVICE: 207-842-6440 FAX: 207-842-6439	

147-951655801.dwg 07/28/10 11:58 AM L:\PROJECTS\147-951655801\147-951655801-01.dwg



SimplexGrinnell BE SAFE. A Tyco International Company		
20 THOMAS DR WESTBROOK, ME 04092 SALES: 207-842-6440 SERVICE: 207-842-6440 FAX: 207-842-6439		
NO.	DATE	REVISION DESCRIPTION
1	9/20/10	CORRECTIONS TO RISER IDNET 'SLC' ISOLA TORS
2	10/22/10	PROPOSED ADDITION/CHANGES PER REVIEW MEETING
3	12/22/10	ADD 'P' CABLE TO WIRE LEGEND
4	2/22/11	CHANGES PER ARORA + ES BOULOS COMMENTS
DRAWN BY: L.SANTORA		DATE: 06/28/10
CHECKED BY: A.PRENTISS		DATE: 07/23/10
PROJECT NUMBER: 147-951655801		
SHEET TITLE: FIRE ALARM SYSTEM LEVEL 2 - ZONE 3		
SHEET NUMBER: FA-105		
FIRE ALARM SYSTEM LEVEL 2 - ZONE 3 PORTLAND INTERNATIONAL JETPORT 1001 WESTBROOK STREET PORTLAND, MAINE 04102		
FA-104_FA-108.dwg		

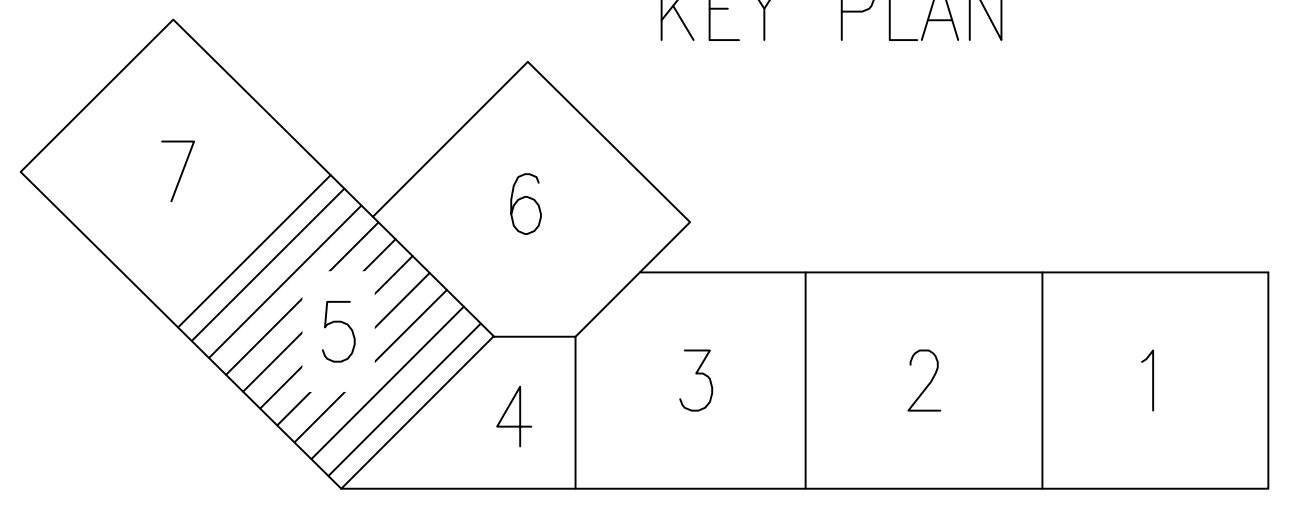
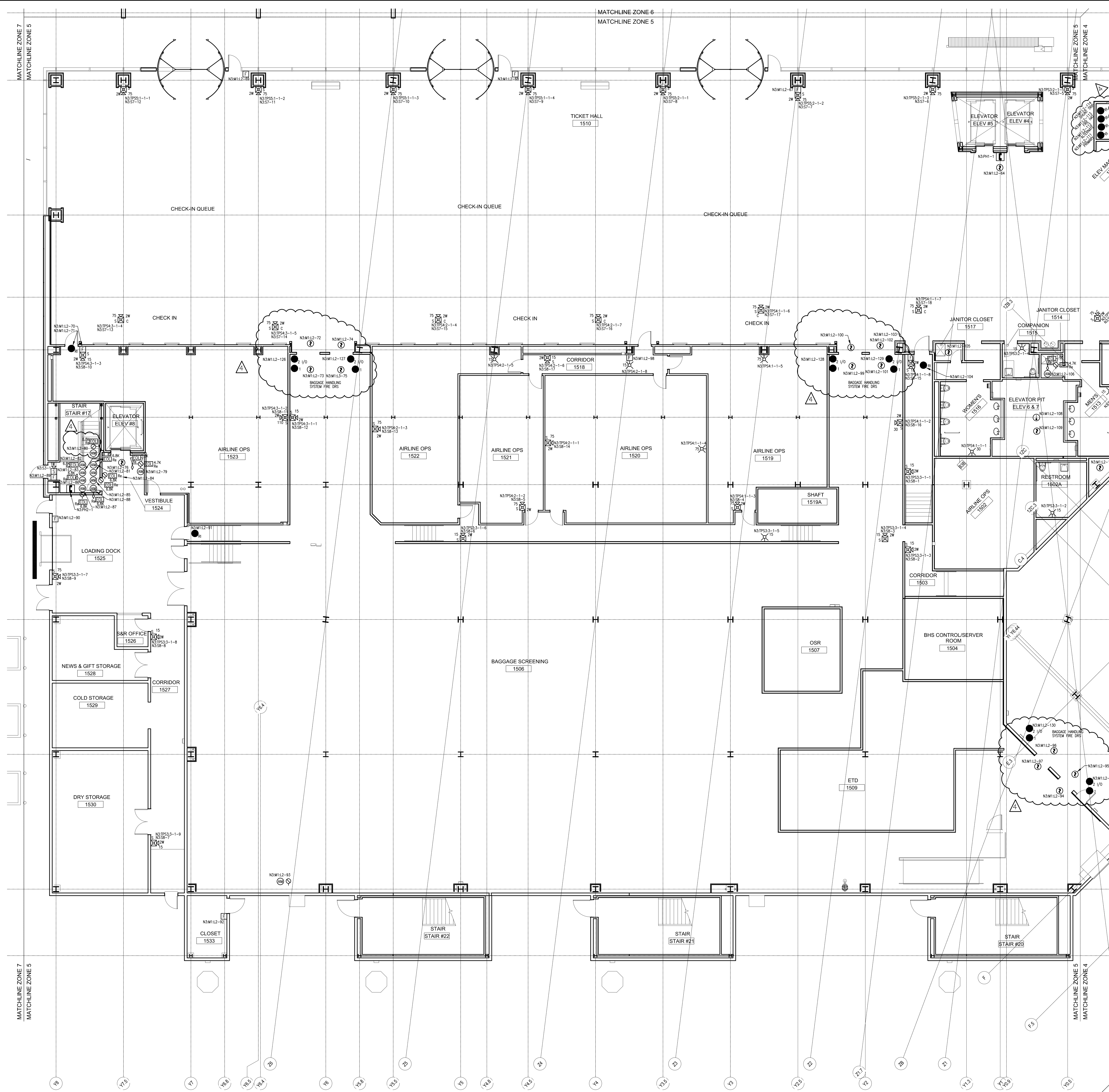
1. TITLE BLOCK 2. DATE 3. SHEET NO. 4. PROJECT NO. 5. PROJECT NAME 6. DRAWN BY 7. CHECKED BY 8. DATE 9. PROJECT NUMBER 10. SHEET TITLE 11. SHEET NUMBER



SimplexGrinnell BE SAFE. A Tyco International Company															
<table border="1" style="width: 100%; border-collapse: collapse;"> <tr> <th style="width: 10%;">NO.</th> <th style="width: 10%;">DATE</th> <th style="width: 80%;">REVISION DESCRIPTION</th> </tr> <tr> <td>9/20/10</td> <td></td> <td>CORRECTIONS TO RISER IDNET SLC ISOLA TORS</td> </tr> <tr> <td>10/22/10</td> <td></td> <td>PROPOSED ADDITION/CHANGES PER REVIEW MEETING</td> </tr> <tr> <td>12/22/10</td> <td></td> <td>ADD 1\"/> </td> </tr> </table>	NO.	DATE	REVISION DESCRIPTION	9/20/10		CORRECTIONS TO RISER IDNET SLC ISOLA TORS	10/22/10		PROPOSED ADDITION/CHANGES PER REVIEW MEETING	12/22/10		ADD 1\"/>	<table border="1" style="width: 100%; border-collapse: collapse;"> <tr> <td style="width: 50%; vertical-align: top;"> CHD BY 20 THOMAS DR WESTBROOK, ME 04092 SALES: 207-842-6440 SERVICE: 207-842-6440 FAX: 207-842-6439 </td> <td style="width: 50%; vertical-align: top;"> PORTLAND INTERNATIONAL JETPORT 100 WESTBROOK STREET PORTLAND, MAINE 04102 </td> </tr> </table>	CHD BY 20 THOMAS DR WESTBROOK, ME 04092 SALES: 207-842-6440 SERVICE: 207-842-6440 FAX: 207-842-6439	PORTLAND INTERNATIONAL JETPORT 100 WESTBROOK STREET PORTLAND, MAINE 04102
NO.	DATE	REVISION DESCRIPTION													
9/20/10		CORRECTIONS TO RISER IDNET SLC ISOLA TORS													
10/22/10		PROPOSED ADDITION/CHANGES PER REVIEW MEETING													
12/22/10		ADD 1\"/>													
CHD BY 20 THOMAS DR WESTBROOK, ME 04092 SALES: 207-842-6440 SERVICE: 207-842-6440 FAX: 207-842-6439	PORTLAND INTERNATIONAL JETPORT 100 WESTBROOK STREET PORTLAND, MAINE 04102														
<table border="1" style="width: 100%; border-collapse: collapse;"> <tr> <td style="width: 50%;">DRAWN BY: L.SANTORA</td> <td style="width: 50%;">DATE: 06/28/10</td> </tr> <tr> <td>CHECKED BY: A.PRENTISS</td> <td>DATE: 07/23/10</td> </tr> <tr> <td colspan="2">PROJECT NUMBER: 147-951655801</td> </tr> <tr> <td colspan="2">SHEET TITLE: FIRE ALARM SYSTEM LEVEL 2 - ZONE 4</td> </tr> <tr> <td colspan="2">SHEET NUMBER: FA-106</td> </tr> <tr> <td colspan="2" style="font-size: small;">FA-104_FA-108.dwg</td> </tr> </table>		DRAWN BY: L.SANTORA	DATE: 06/28/10	CHECKED BY: A.PRENTISS	DATE: 07/23/10	PROJECT NUMBER: 147-951655801		SHEET TITLE: FIRE ALARM SYSTEM LEVEL 2 - ZONE 4		SHEET NUMBER: FA-106		FA-104_FA-108.dwg			
DRAWN BY: L.SANTORA	DATE: 06/28/10														
CHECKED BY: A.PRENTISS	DATE: 07/23/10														
PROJECT NUMBER: 147-951655801															
SHEET TITLE: FIRE ALARM SYSTEM LEVEL 2 - ZONE 4															
SHEET NUMBER: FA-106															
FA-104_FA-108.dwg															

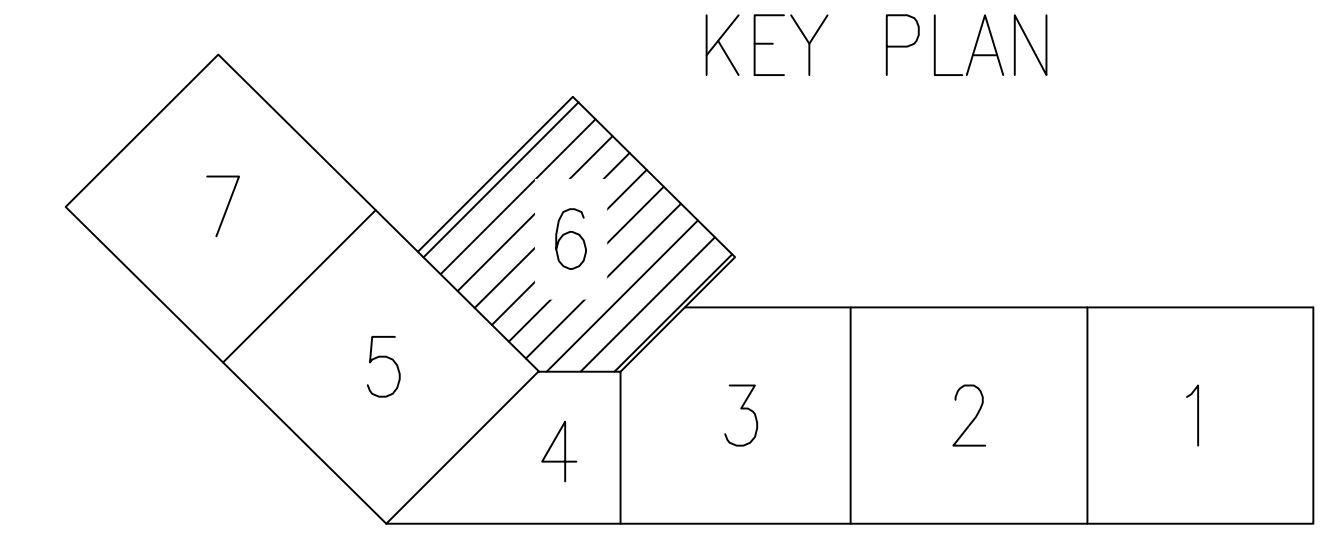
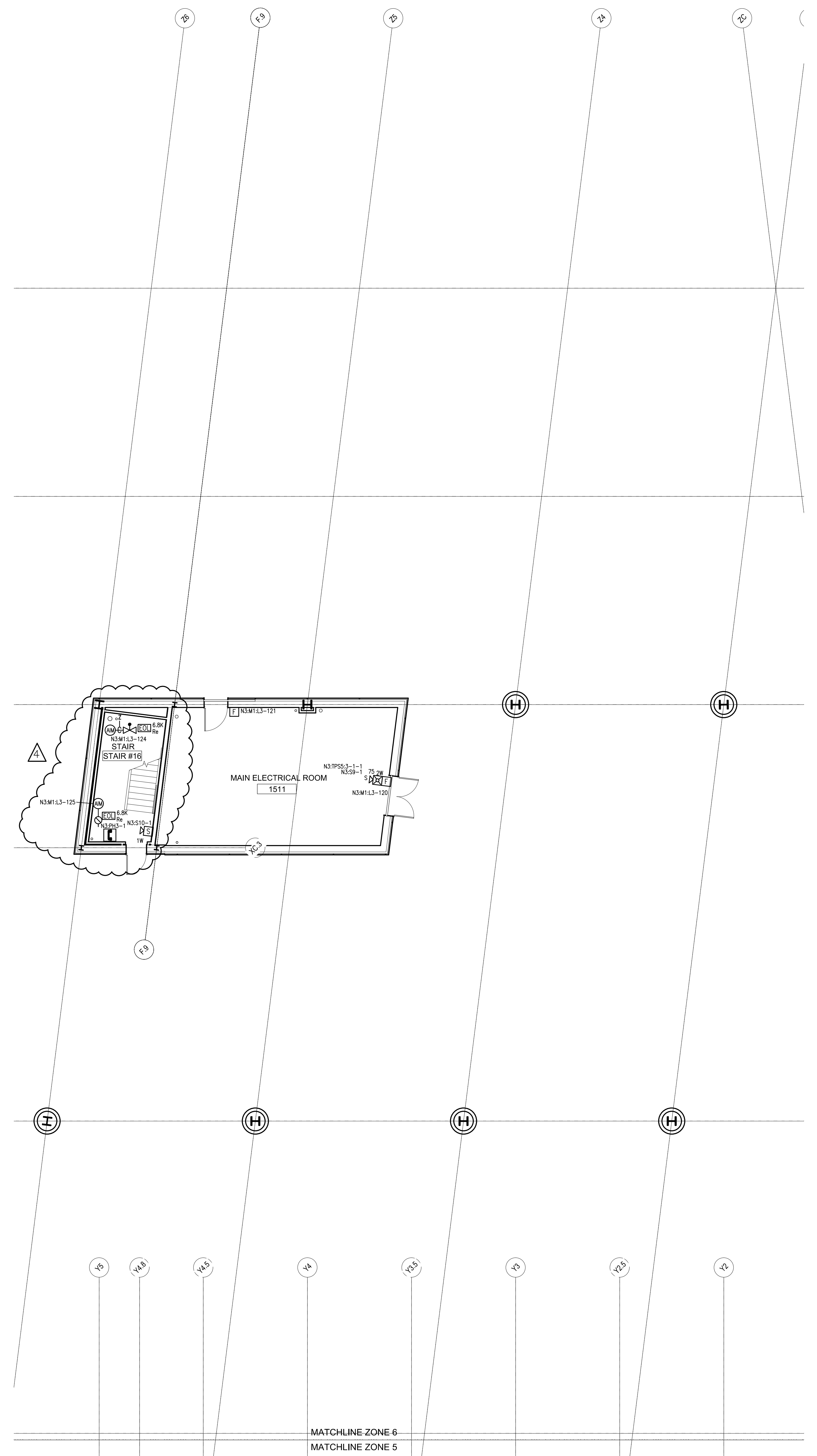
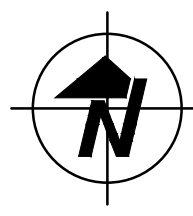
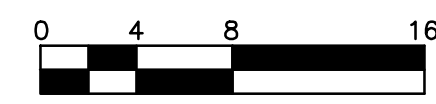
NO.	DATE	REVISION DESCRIPTION
1	9/20/10	CORRECTIONS TO RISER IDNET 'SLC' ISOLATORS
2	10/22/10	PROPOSED ADDITION/CHANGES PER REVIEW MEETING
3	12/22/10	ADD 'P' CABLE TO WIRE LEGEND
4	2/22/11	CHANGES PER ARORA + ES BOULOS COMMENTS

FIRE ALARM SYSTEM LEVEL 2 - ZONE 5	
PORTLAND INTERNATIONAL JETPORT 100 WESTBROOK STREET PORTLAND, MAINE 04102	
DRAWN BY: L. SANTORA	DATE: 06/28/10
CHECKED BY: A. PRENTISS	DATE: 07/23/10
PROJECT NUMBER: 147-951655801	
SHEET TITLE: FIRE ALARM SYSTEM LEVEL 2 - ZONE 5	
SHEET NUMBER: FA-107	
FA-104_FA-108.dwg	

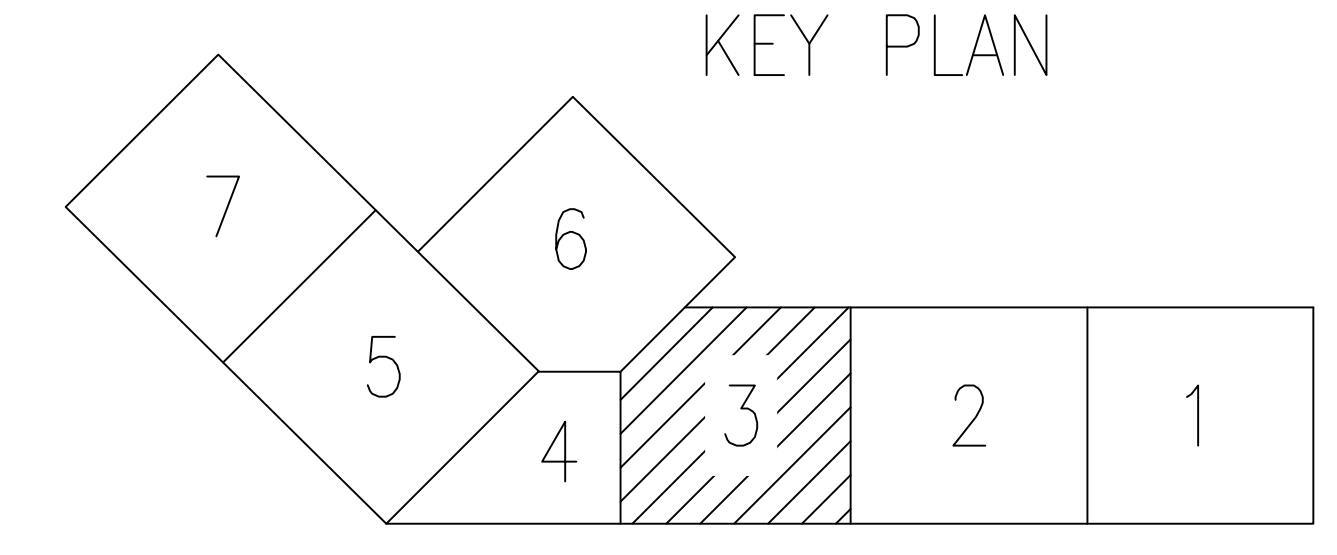
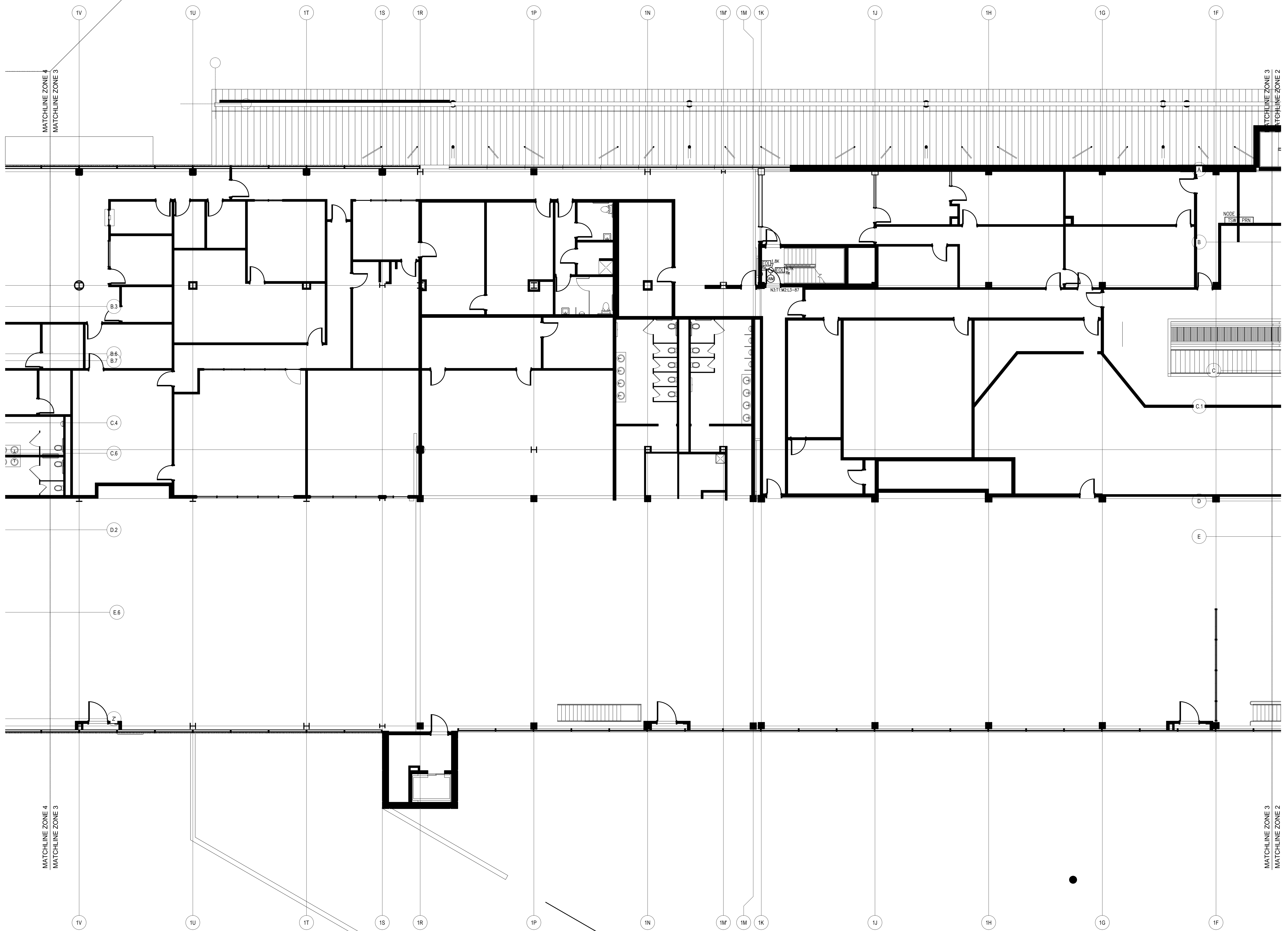


147-951655801-02.dwg 10/22/10 10:00 AM L. SANTORA

147-951655801_2010-07-23.dwg 2:41:10 PM 07/23/10 10:00 AM 1000



DRAWN BY: L.SANTORA		DATE: 06/28/10	
CHECKED BY: A.PRENTISS		DATE: 07/23/10	
PROJECT NUMBER: 147-951655801			
SHEET TITLE: FIRE ALARM SYSTEM LEVEL 2 - ZONE 6			
SHEET NUMBER: FA-108			
FIRE ALARM SYSTEM LEVEL 2 - ZONE 6		PORTLAND INTERNATIONAL JETPORT 1001 WESTBROOK STREET PORTLAND, MAINE 04102	
NO.		DATE	REVISION DESCRIPTION
1	9/20/10	Δ	CORRECTIONS TO RISER IDNET 'SLC' ISOLATORS
2	10/22/10	Δ	PROPOSED ADDITION/CHANGES PER REVIEW MEETING
3	12/22/10	Δ	ADD 'P' CABLE TO WIRE LEGEND
4	2/22/11	Δ	CHANGES PER ARORA + ES BOULOS COMMENTS
CREATED BY:		REVISION DESCRIPTION	
NO.		DATE	REVISION DESCRIPTION
1		9/20/10	Δ
2		10/22/10	Δ
3		12/22/10	Δ
4		2/22/11	Δ
SimplexGrinnell BE SAFE. A Tyco International Company 20 THOMAS DR WESTBROOK, ME 04092 SALES: 207-842-6440 SERVICE: 207-842-6440 FAX: 207-842-6439 © 2010 SIMPLEXGRINNELL LP ALL RIGHTS RESERVED			



SimplexGrinnell BE SAFE.
 A Tyco International Company
 20 THOMAS DR
 WESTBROOK, ME 04092
 SALES: 207-842-6440
 SERVICE: 207-842-6440
 FAX: 207-842-6439

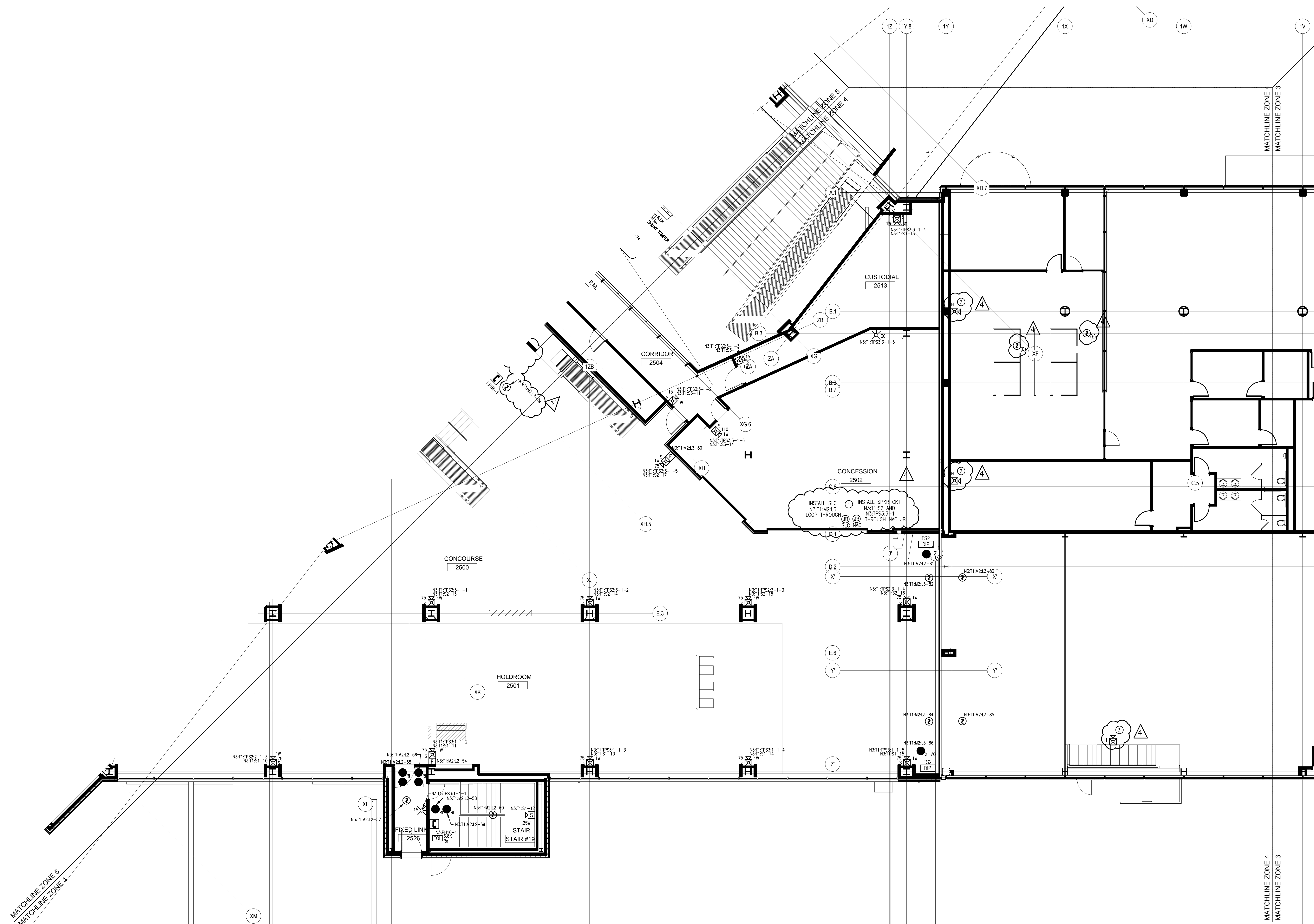
NO.	DATE	REVISION DESCRIPTION
1	9/20/10	CORRECTIONS TO RISER IDNET SLC ISOLA TORS
2	10/22/10	PROPOSED ADDITION/CHANGES PER REVIEW MEETING
3	12/22/10	ADD 1" CABLE TO WIRE LEGEND
4	2/22/11	CHANGES PER ARORA + ES BOULOS COMMENTS

CHD BY: [Blank]
 DATE: [Blank]

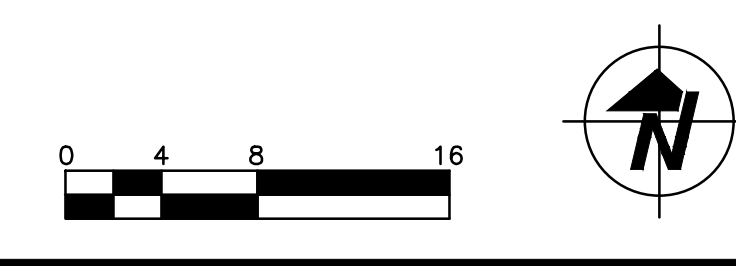
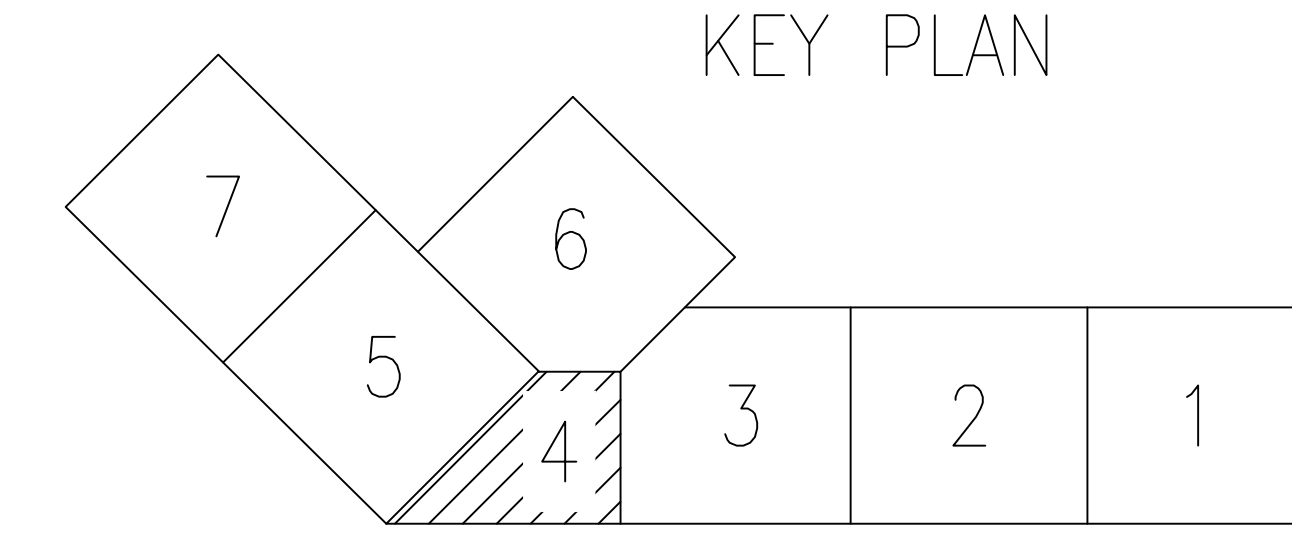
FIRE ALARM SYSTEM
 LEVEL 3 - ZONE 3
 PORTLAND INTERNATIONAL JETPORT
 1001 WESTBROOK STREET
 PORTLAND, MAINE 04102

DRAWN BY: L. SANTORA	DATE: 06/28/10
CHECKED BY: A. PRENTISS	DATE: 07/23/10
PROJECT NUMBER: 147-951655801	
SHEET TITLE: FIRE ALARM SYSTEM LEVEL 3 - ZONE 3	
SHEET NUMBER: FA-109	

DATE: 07/23/10 11:28 AM 1001 WESTBROOK STREET PORTLAND, MAINE 04102

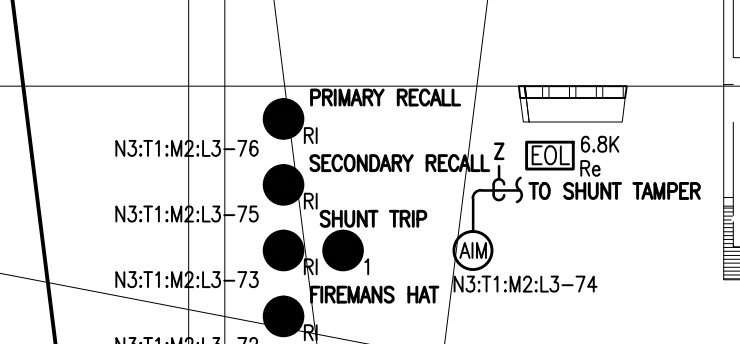
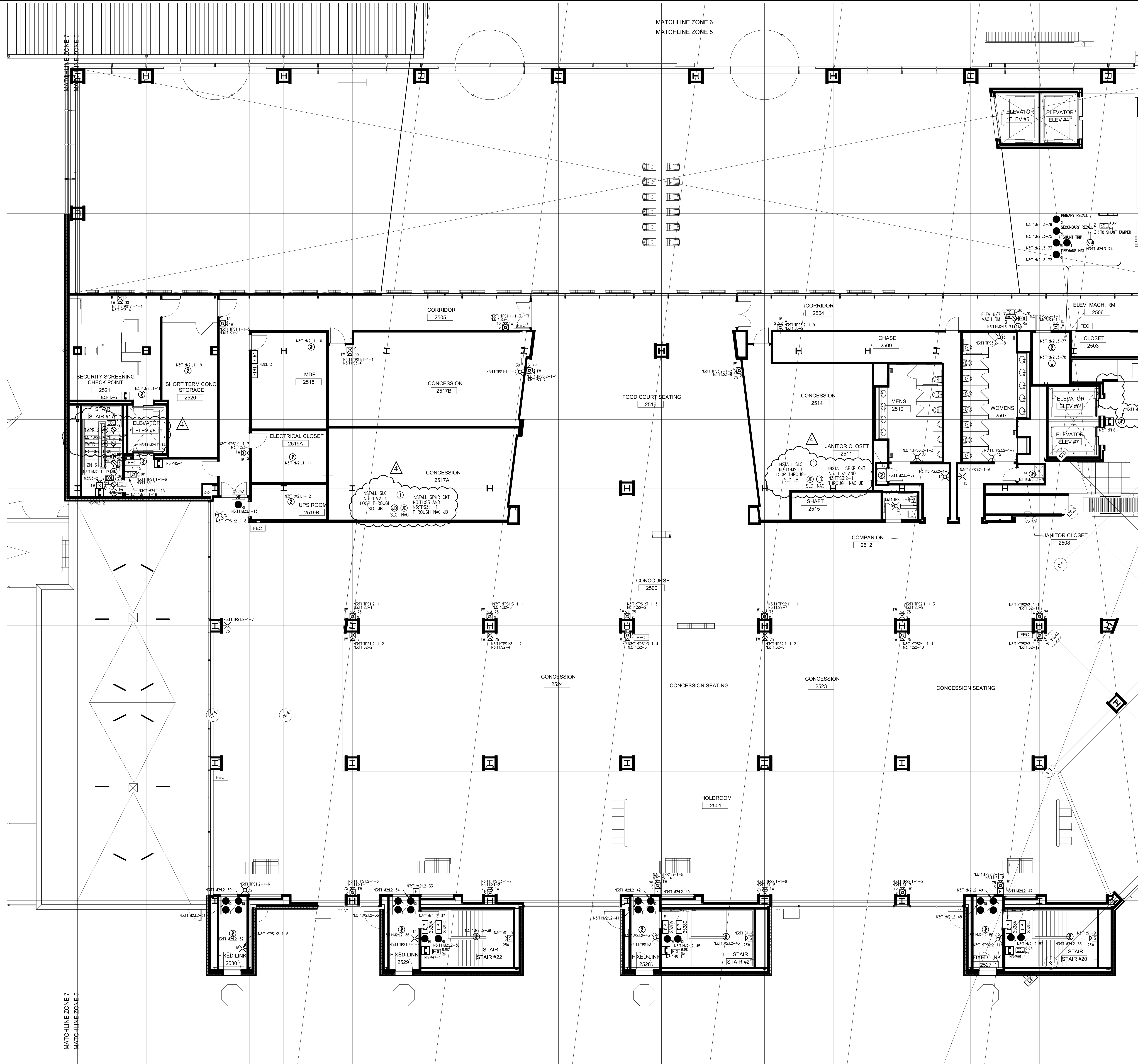


- 1 PROVIDE TWO (2) JUNCTION BOXES, EACH BOX SHALL CONTAIN SLC & NAC CIRCUITS AS SHOWN. LEAVE SLACK TO ALLOW FOR FUTURE EXTENSIONS. MOUNT WITHIN SOFFIT AREA.
- 2 INSTALL NEW FIRE ALARM HORN/STROBE AND EXTEND THE CLOSEST EXISTING NOTIFICATION CIRCUIT TO CONNECT THIS DEVICE INTO THE EXISTING NOTIFICATION CIRCUIT.

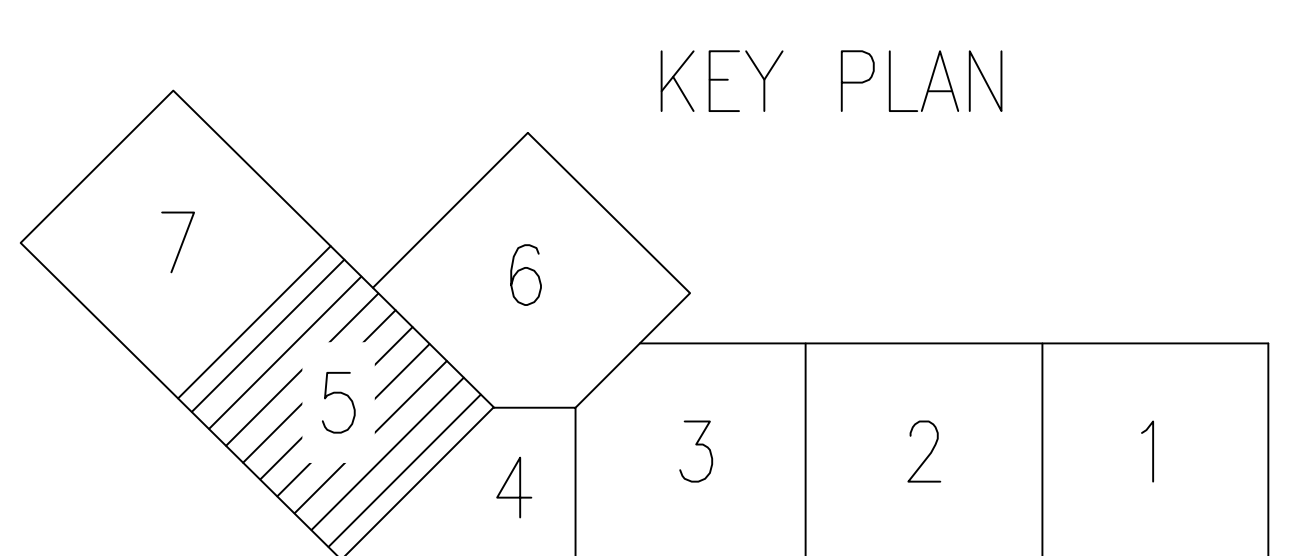


SimplexGrinnell BE SAFE. A Tyco International Company		20 THOMAS DR WESTBROOK, ME 04092 SALES: 207-842-6440 SERVICE: 207-842-6440 FAX: 207-842-6439
CHD BY: _____ DATE: _____	REVISION DESCRIPTION: _____ NO. _____	CORRECTIONS TO RISER IDNET SLC ISOLATORS PROPOSED ADDITION/CHANGES PER REVIEW MEETING ADD "P" CABLE TO WIRE LEGEND CHANGES PER ARORA + ES BOULOS COMMENTS
FIRE ALARM SYSTEM LEVEL 3 - ZONE 4 PORTLAND INTERNATIONAL JETPORT 1001 WESTBROOK STREET PORTLAND, MAINE 04102		
DRAWN BY: L. SANTORA CHECKED BY: A. PRENTISS	DATE: 06/28/10 DATE: 07/23/10	PROJECT NUMBER: 147-951655801
SHEET TITLE: FIRE ALARM SYSTEM LEVEL 3 - ZONE 4		
SHEET NUMBER: FA-110 FA-110_FA-112.dwg		

DATE PLOTTED: 07/26/2011 4:24:01 PM USER: L.SANTORA



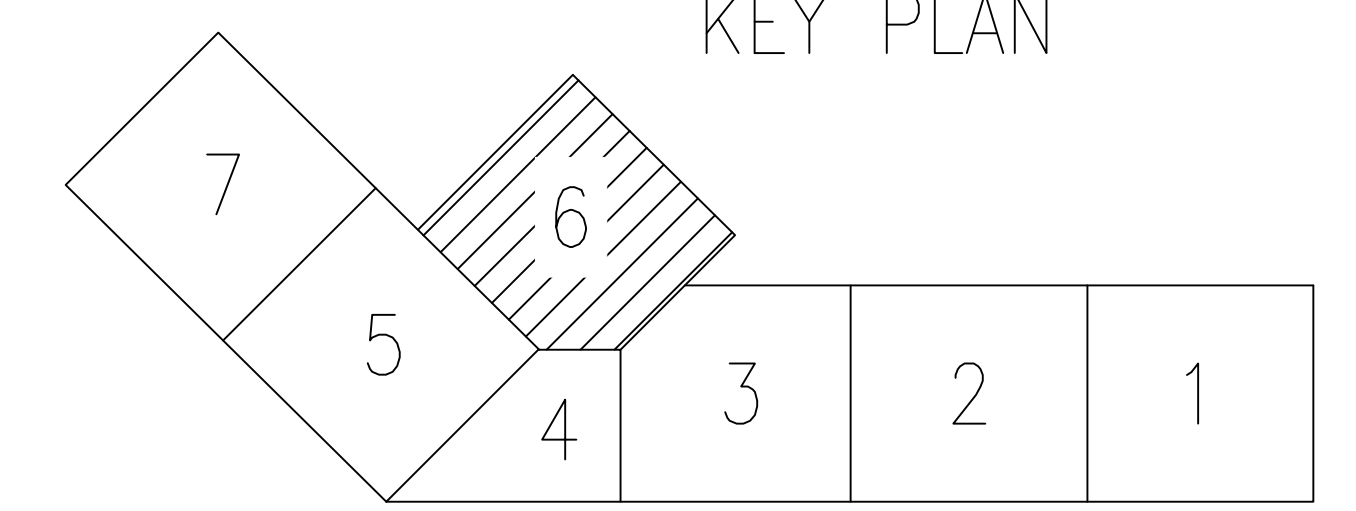
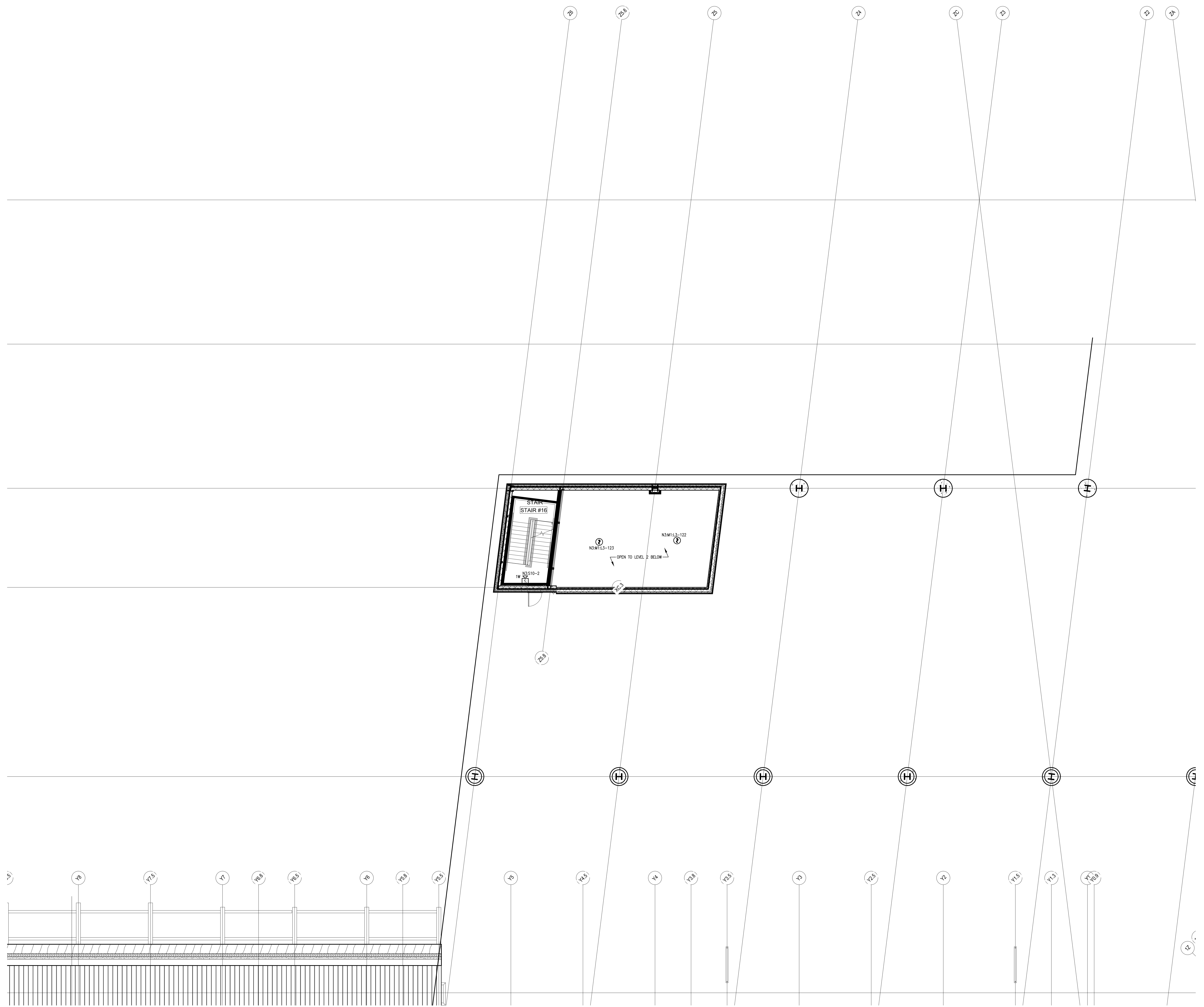
① PROVIDE TWO (2) JUNCTION BOXES. EACH BOX SHALL CONTAIN SLC & NAC CIRCUITS AS SHOWN. LEAVE SLACK TO ALLOW FOR FUTURE EXTENSIONS. MOUNT WITHIN SUFFIT AREA.



SimplexGrinnell BE SAFE. A Tyco International Company	
20 THOMAS DR WESTBROOK, ME 04092	SALES: 207-842-6440 SERVICE: 207-842-6440 FAX: 207-842-6439
CHD BY	REVISION DESCRIPTION
NO.	DATE
1	9/20/10 CORRECTIONS TO RISER IDNET SLC ISOLATORS
2	10/22/10 PROPOSED ADDITION/CHANGES PER REVIEW MEETING
3	12/22/10 ADD 'P' CABLE TO WIRE LEGEND
4	2/22/11 CHANGES PER ARORA + ES BOULOS COMMENTS
FIRE ALARM SYSTEM LEVEL 3 - ZONE 5 PORTLAND INTERNATIONAL JETPORT 1001 WESTBROOK STREET PORTLAND, MAINE 04102	
DRAWN BY: L.SANTORA	DATE: 06/28/10
CHECKED BY: A.PRENTISS	DATE: 07/23/10
PROJECT NUMBER: 147-951655801	
SHEET TITLE: FIRE ALARM SYSTEM LEVEL 3 - ZONE 5	
SHEET NUMBER: FA-111	
FA-110_FA-112.dwg	

© 2010 SIMPLEX GRINNELL
ALL RIGHTS RESERVED

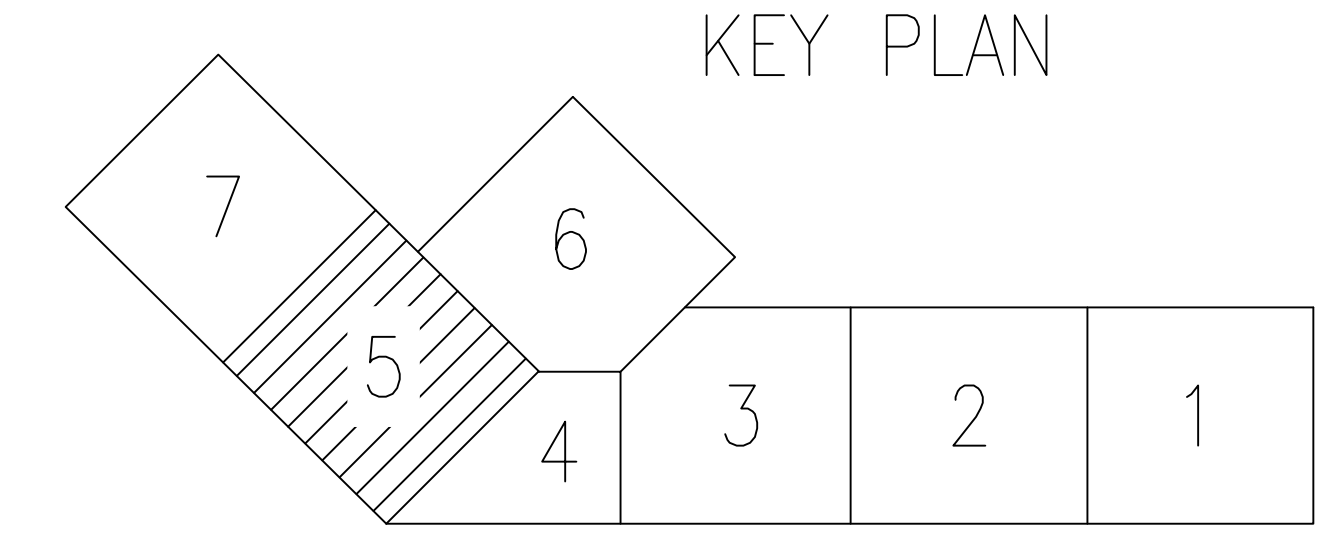
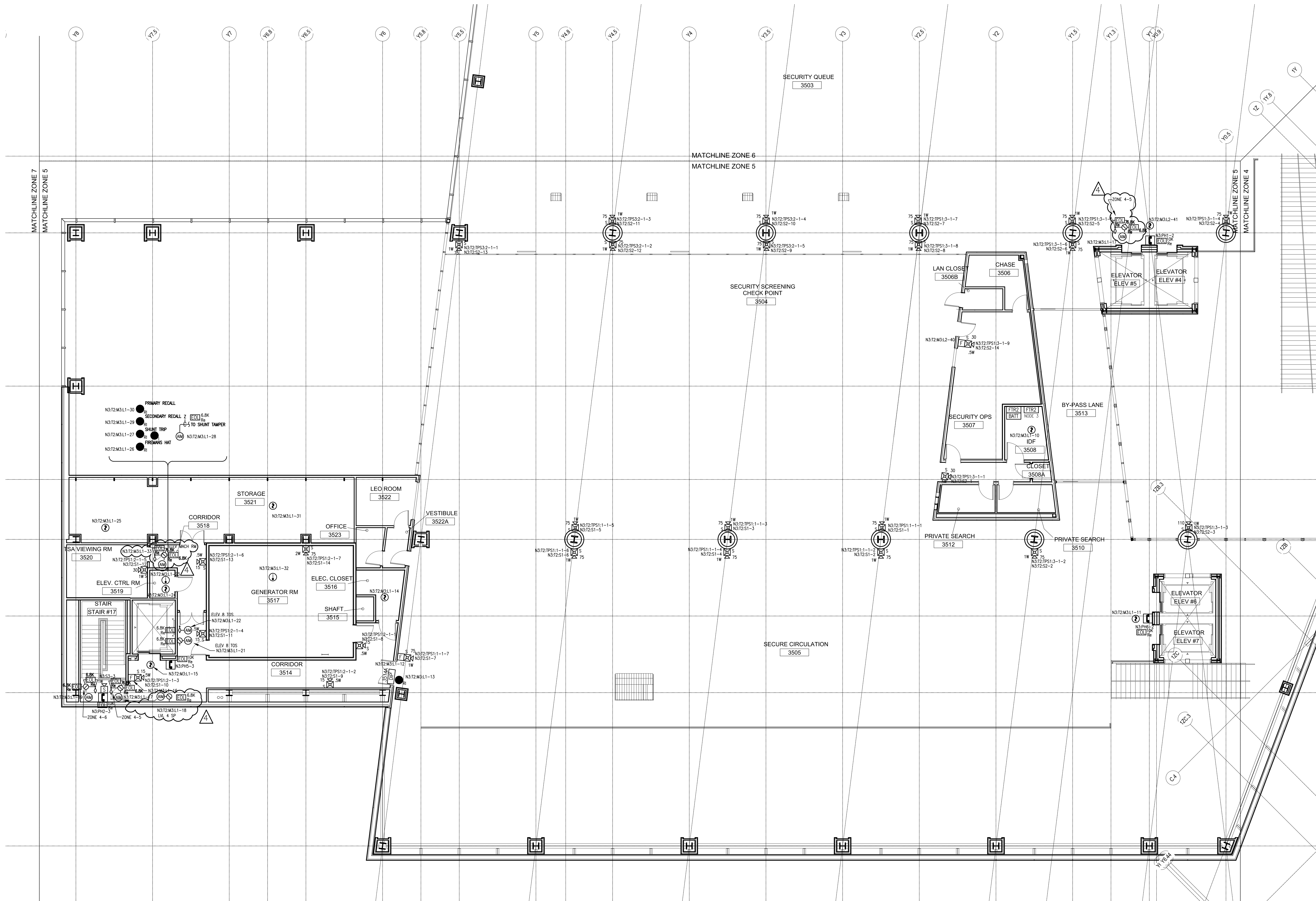
147-951655801_001.dwg 11/10/10 11:22:11 AM [PLOT] L. SANTORA



KEY PLAN



<p>SimplexGrinnell BE SAFE. A Tyco International Company</p> <p>20 THOMAS DR WESTBROOK, ME 04092 SALES: 207-842-6440 SERVICE: 207-842-6440 FAX: 207-842-0439</p>		<p>CHG BY</p> <p>NO.</p>	<p>REVISION DESCRIPTION</p> <p>DATE</p>	<p>9/20/10</p> <p>10/22/10</p> <p>12/22/10</p> <p>2/22/11</p>	<p>CORRECTIONS TO RISER IDNET 'SLC' ISOLATORS</p> <p>PROPOSED ADDITION/CHANGES PER REVIEW MEETING</p> <p>ADD 'P' CABLE TO WIRE LEGEND</p> <p>CHANGES PER ARORA + ES BOULOS COMMENTS</p>	<p>AP</p> <p>AP</p> <p></p> <p></p>
<p>FIRE ALARM SYSTEM LEVEL 3 - ZONE 6</p> <p>PORTLAND INTERNATIONAL JETPORT 1001 WESTBROOK STREET PORTLAND, MAINE 04102</p>						
<p>DRAWN BY: L. SANTORA</p>		<p>DATE: 06/28/10</p>		<p>PROJECT NUMBER: 147-951655801</p>		
<p>CHECKED BY: A. PRENTISS</p>		<p>DATE: 07/23/10</p>		<p>SHEET TITLE: FIRE ALARM SYSTEM LEVEL 3 - ZONE 6</p>		
<p>SHEET NUMBER: FA-112</p>						
<p>FA-110_FA-112.dwg</p>						



1 1/16" = 1' PLOTTED BY: [REDACTED] DATE: 07/23/10

SimplexGrinnell BE SAFE.
 A Tyco International Company
 20 THOMAS DR
 WESTBROOK, ME 04092
 SALES: 207-842-6440
 SERVICE: 207-842-6440
 FAX: 207-842-6439

NO.	DATE	REVISION DESCRIPTION
1	9/20/10	CORRECTIONS TO RISER IDENT 'SLC' ISOLATORS
2	10/22/10	PROPOSED ADDITION/CHANGES PER REVIEW MEETING
3	12/22/10	ADD 'P' CABLE TO WIRE LEGEND
4	2/22/11	CHANGES PER ARORA + ES BOULOS COMMENTS

FIRE ALARM SYSTEM
 LEVEL 4 - ZONE 5

PORTLAND INTERNATIONAL JETPORT
 1001 WESTBROOK STREET
 PORTLAND, MAINE 04102

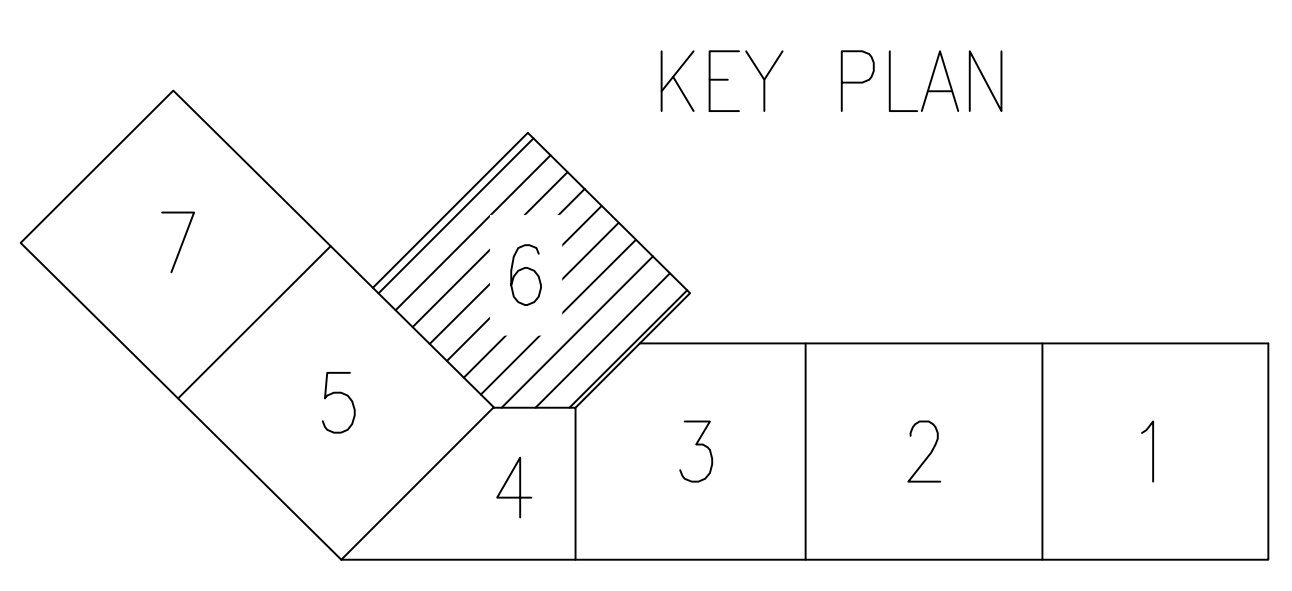
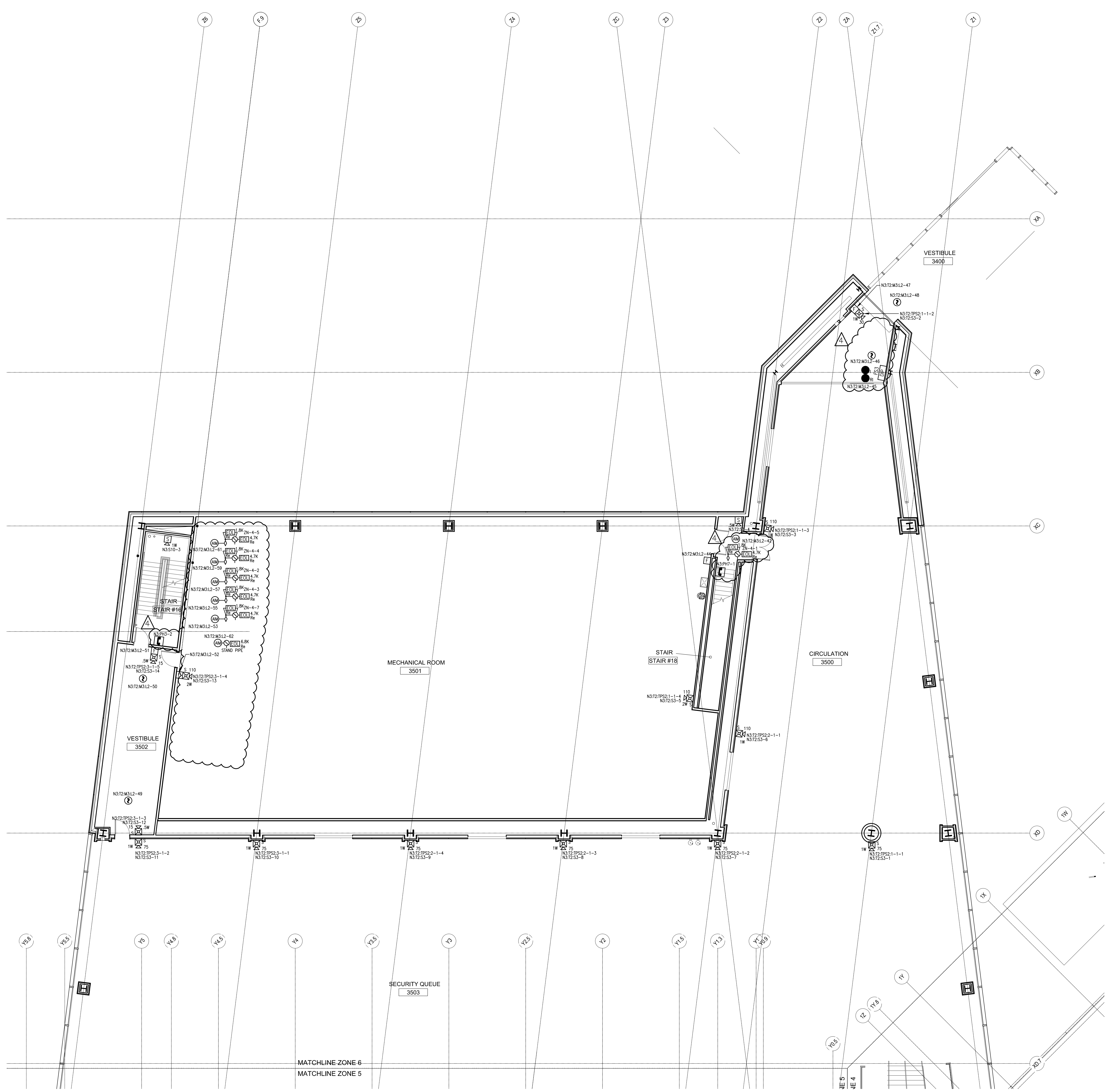
DRAWN BY: L.SANTORA DATE: 06/28/10
 CHECKED BY: A.PRENTISS DATE: 07/23/10

PROJECT NUMBER: 147-951655801

SHEET TITLE: FIRE ALARM SYSTEM LEVEL 4 - ZONE 5
 SHEET NUMBER: FA-113

FA-113_FA-114.dwg

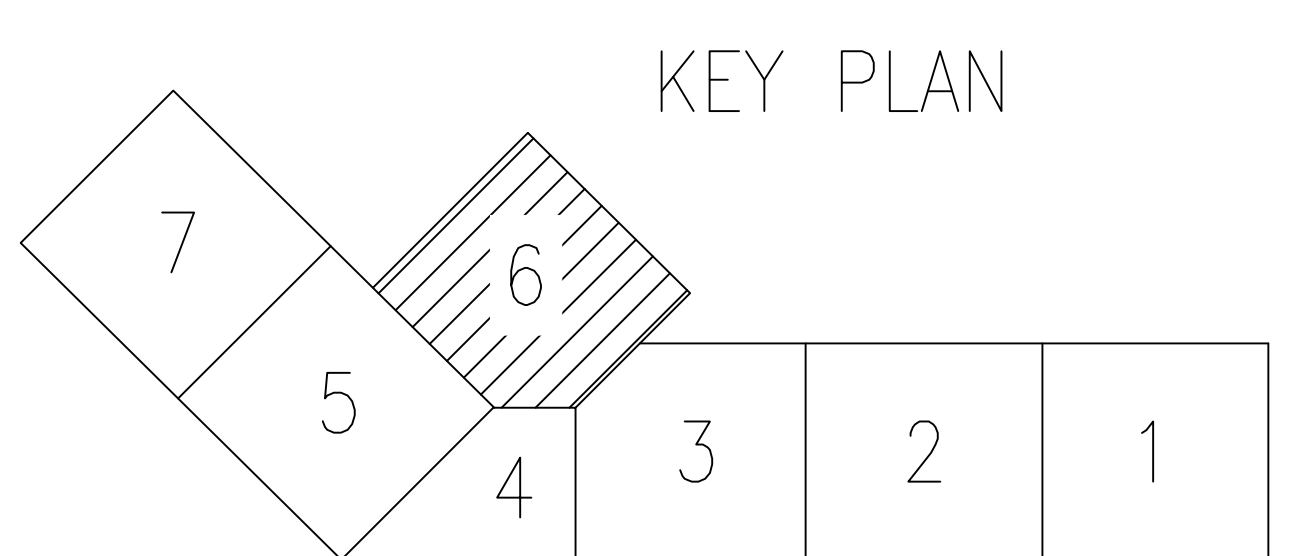
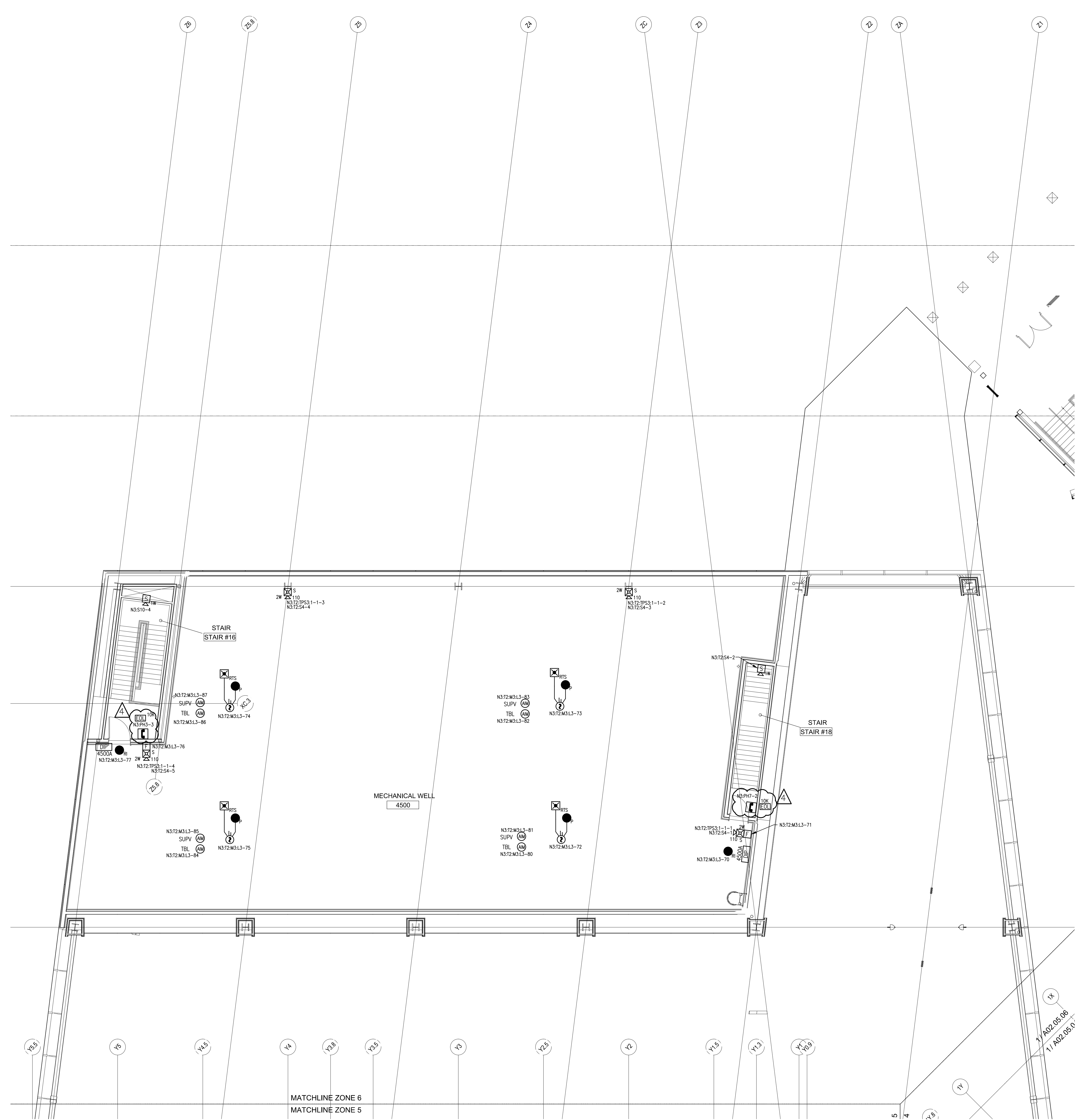
147-951655801.dwg 07/23/10 11:24:00 AM L:\PROJECTS\147-951655801\147-951655801-01.dwg



SimplexGrinnell BE SAFE. A Tyco International Company		20 THOMAS DR WESTBROOK, ME 04092 SALES: 207-842-6440 SERVICE: 207-842-6440 FAX: 207-842-6439	
CHG BY	NO.	DATE	REVISION DESCRIPTION
	1	9/20/10	CORRECTIONS TO RISER IDNET SLC ISOLA TORS
	2	10/22/10	PROPOSED ADDITION/CHANGES PER REVIEW MEETING
	3	12/22/10	ADD 'P' CABLE TO WIRE LEGEND
	4	2/22/11	CHANGES PER ARORA + ES BOULOS COMMENTS
DRAWN BY: L.SANTORA		DATE: 06/28/10	FIRE ALARM SYSTEM LEVEL 4 - ZONE 6
CHECKED BY: A.PRENTISS		DATE: 07/23/10	
PROJECT NUMBER: 147-951655801		PORTLAND INTERNATIONAL JETPORT 1001 WESTBROOK STREET PORTLAND, MAINE 04102	
SHEET TITLE: FIRE ALARM SYSTEM LEVEL 4 - ZONE 6		FA-114	
SHEET NUMBER: FA-114		FA-113_FA-114.dwg	

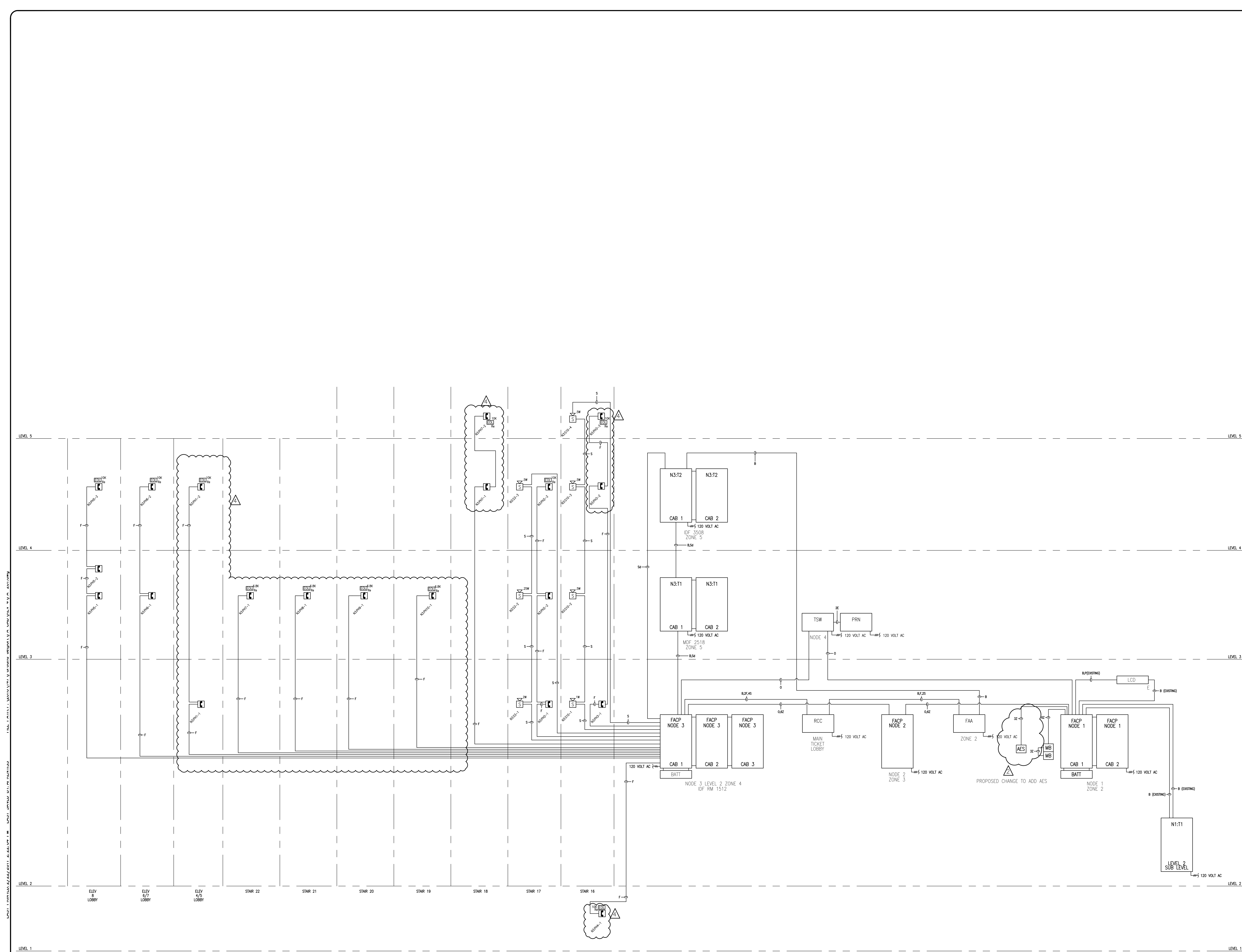
© 2010 SIMPLEX GRINNELL
 ALL RIGHTS RESERVED

1. 11/11/11 2. 04/11/12 3. 07/11/12 4. 10/11/12 5. 01/12/12 6. 04/12/12 7. 07/12/12 8. 10/12/12 9. 01/13/13 10. 04/13/13 11. 07/13/13 12. 10/13/13 13. 01/14/14 14. 04/14/14 15. 07/14/14 16. 10/14/14 17. 01/15/15 18. 04/15/15 19. 07/15/15 20. 10/15/15 21. 01/16/16 22. 04/16/16 23. 07/16/16 24. 10/16/16 25. 01/17/17 26. 04/17/17 27. 07/17/17 28. 10/17/17 29. 01/18/18 30. 04/18/18 31. 07/18/18 32. 10/18/18 33. 01/19/19 34. 04/19/19 35. 07/19/19 36. 10/19/19 37. 01/20/20 38. 04/20/20 39. 07/20/20 40. 10/20/20 41. 01/21/21 42. 04/21/21 43. 07/21/21 44. 10/21/21 45. 01/22/22 46. 04/22/22 47. 07/22/22 48. 10/22/22 49. 01/23/23 50. 04/23/23 51. 07/23/23 52. 10/23/23 53. 01/24/24 54. 04/24/24 55. 07/24/24 56. 10/24/24 57. 01/25/25 58. 04/25/25 59. 07/25/25 60. 10/25/25 61. 01/26/26 62. 04/26/26 63. 07/26/26 64. 10/26/26 65. 01/27/27 66. 04/27/27 67. 07/27/27 68. 10/27/27 69. 01/28/28 70. 04/28/28 71. 07/28/28 72. 10/28/28 73. 01/29/29 74. 04/29/29 75. 07/29/29 76. 10/29/29 77. 01/30/30 78. 04/30/30 79. 07/30/30 80. 10/30/30 81. 01/31/31 82. 04/31/31 83. 07/31/31 84. 10/31/31 85. 01/32/32 86. 04/32/32 87. 07/32/32 88. 10/32/32 89. 01/33/33 90. 04/33/33 91. 07/33/33 92. 10/33/33 93. 01/34/34 94. 04/34/34 95. 07/34/34 96. 10/34/34 97. 01/35/35 98. 04/35/35 99. 07/35/35 100. 10/35/35 101. 01/36/36 102. 04/36/36 103. 07/36/36 104. 10/36/36 105. 01/37/37 106. 04/37/37 107. 07/37/37 108. 10/37/37 109. 01/38/38 110. 04/38/38 111. 07/38/38 112. 10/38/38 113. 01/39/39 114. 04/39/39 115. 07/39/39 116. 10/39/39 117. 01/40/40 118. 04/40/40 119. 07/40/40 120. 10/40/40 121. 01/41/41 122. 04/41/41 123. 07/41/41 124. 10/41/41 125. 01/42/42 126. 04/42/42 127. 07/42/42 128. 10/42/42 129. 01/43/43 130. 04/43/43 131. 07/43/43 132. 10/43/43 133. 01/44/44 134. 04/44/44 135. 07/44/44 136. 10/44/44 137. 01/45/45 138. 04/45/45 139. 07/45/45 140. 10/45/45 141. 01/46/46 142. 04/46/46 143. 07/46/46 144. 10/46/46 145. 01/47/47 146. 04/47/47 147. 07/47/47 148. 10/47/47 149. 01/48/48 150. 04/48/48 151. 07/48/48 152. 10/48/48 153. 01/49/49 154. 04/49/49 155. 07/49/49 156. 10/49/49 157. 01/50/50 158. 04/50/50 159. 07/50/50 160. 10/50/50 161. 01/51/51 162. 04/51/51 163. 07/51/51 164. 10/51/51 165. 01/52/52 166. 04/52/52 167. 07/52/52 168. 10/52/52 169. 01/53/53 170. 04/53/53 171. 07/53/53 172. 10/53/53 173. 01/54/54 174. 04/54/54 175. 07/54/54 176. 10/54/54 177. 01/55/55 178. 04/55/55 179. 07/55/55 180. 10/55/55 181. 01/56/56 182. 04/56/56 183. 07/56/56 184. 10/56/56 185. 01/57/57 186. 04/57/57 187. 07/57/57 188. 10/57/57 189. 01/58/58 190. 04/58/58 191. 07/58/58 192. 10/58/58 193. 01/59/59 194. 04/59/59 195. 07/59/59 196. 10/59/59 197. 01/60/60 198. 04/60/60 199. 07/60/60 200. 10/60/60 201. 01/61/61 202. 04/61/61 203. 07/61/61 204. 10/61/61 205. 01/62/62 206. 04/62/62 207. 07/62/62 208. 10/62/62 209. 01/63/63 210. 04/63/63 211. 07/63/63 212. 10/63/63 213. 01/64/64 214. 04/64/64 215. 07/64/64 216. 10/64/64 217. 01/65/65 218. 04/65/65 219. 07/65/65 220. 10/65/65 221. 01/66/66 222. 04/66/66 223. 07/66/66 224. 10/66/66 225. 01/67/67 226. 04/67/67 227. 07/67/67 228. 10/67/67 229. 01/68/68 230. 04/68/68 231. 07/68/68 232. 10/68/68 233. 01/69/69 234. 04/69/69 235. 07/69/69 236. 10/69/69 237. 01/70/70 238. 04/70/70 239. 07/70/70 240. 10/70/70 241. 01/71/71 242. 04/71/71 243. 07/71/71 244. 10/71/71 245. 01/72/72 246. 04/72/72 247. 07/72/72 248. 10/72/72 249. 01/73/73 250. 04/73/73 251. 07/73/73 252. 10/73/73 253. 01/74/74 254. 04/74/74 255. 07/74/74 256. 10/74/74 257. 01/75/75 258. 04/75/75 259. 07/75/75 260. 10/75/75 261. 01/76/76 262. 04/76/76 263. 07/76/76 264. 10/76/76 265. 01/77/77 266. 04/77/77 267. 07/77/77 268. 10/77/77 269. 01/78/78 270. 04/78/78 271. 07/78/78 272. 10/78/78 273. 01/79/79 274. 04/79/79 275. 07/79/79 276. 10/79/79 277. 01/80/80 278. 04/80/80 279. 07/80/80 280. 10/80/80 281. 01/81/81 282. 04/81/81 283. 07/81/81 284. 10/81/81 285. 01/82/82 286. 04/82/82 287. 07/82/82 288. 10/82/82 289. 01/83/83 290. 04/83/83 291. 07/83/83 292. 10/83/83 293. 01/84/84 294. 04/84/84 295. 07/84/84 296. 10/84/84 297. 01/85/85 298. 04/85/85 299. 07/85/85 300. 10/85/85 301. 01/86/86 302. 04/86/86 303. 07/86/86 304. 10/86/86 305. 01/87/87 306. 04/87/87 307. 07/87/87 308. 10/87/87 309. 01/88/88 310. 04/88/88 311. 07/88/88 312. 10/88/88 313. 01/89/89 314. 04/89/89 315. 07/89/89 316. 10/89/89 317. 01/90/90 318. 04/90/90 319. 07/90/90 320. 10/90/90 321. 01/91/91 322. 04/91/91 323. 07/91/91 324. 10/91/91 325. 01/92/92 326. 04/92/92 327. 07/92/92 328. 10/92/92 329. 01/93/93 330. 04/93/93 331. 07/93/93 332. 10/93/93 333. 01/94/94 334. 04/94/94 335. 07/94/94 336. 10/94/94 337. 01/95/95 338. 04/95/95 339. 07/95/95 340. 10/95/95 341. 01/96/96 342. 04/96/96 343. 07/96/96 344. 10/96/96 345. 01/97/97 346. 04/97/97 347. 07/97/97 348. 10/97/97 349. 01/98/98 350. 04/98/98 351. 07/98/98 352. 10/98/98 353. 01/99/99 354. 04/99/99 355. 07/99/99 356. 10/99/99 357. 01/100/100 358. 04/100/100 359. 07/100/100 360. 10/100/100



SimplexGrinnell BE SAFE. A Tyco International Company	
20 THOMAS DR WESTBROOK, ME 04092 SALES: 207-842-6440 SERVICE: 207-842-6440 FAX: 207-842-6439	© 2015 SIMPLEXGRINNELL ALL RIGHTS RESERVED
CHG BY: [] NO. []	REVISION DESCRIPTION: []
DATE: 9/20/10 10/22/10 12/22/10 2/22/11	CORRECTIONS TO RISER IDNET 'SLC' ISOLATORS PROPOSED ADDITION/CHANGES PER REVIEW MEETING ADD 'P' CABLE TO WIRE LEGEND CHANGES PER ARORA + ES BOULOS COMMENTS
FIRE ALARM SYSTEM LEVEL 5 - ZONE 6 PORTLAND INTERNATIONAL JETPORT 1001 WESTBROOK STREET PORTLAND, MAINE 04102	
DRAWN BY: L. SANTORA CHECKED BY: A. PRENTISS	DATE: 06/28/10 DATE: 07/23/10
PROJECT NUMBER: 147-951655801	
SHEET TITLE: FIRE ALARM SYSTEM LEVEL 5 - ZONE 6	
SHEET NUMBER: FA-115	
FA-115.dwg	

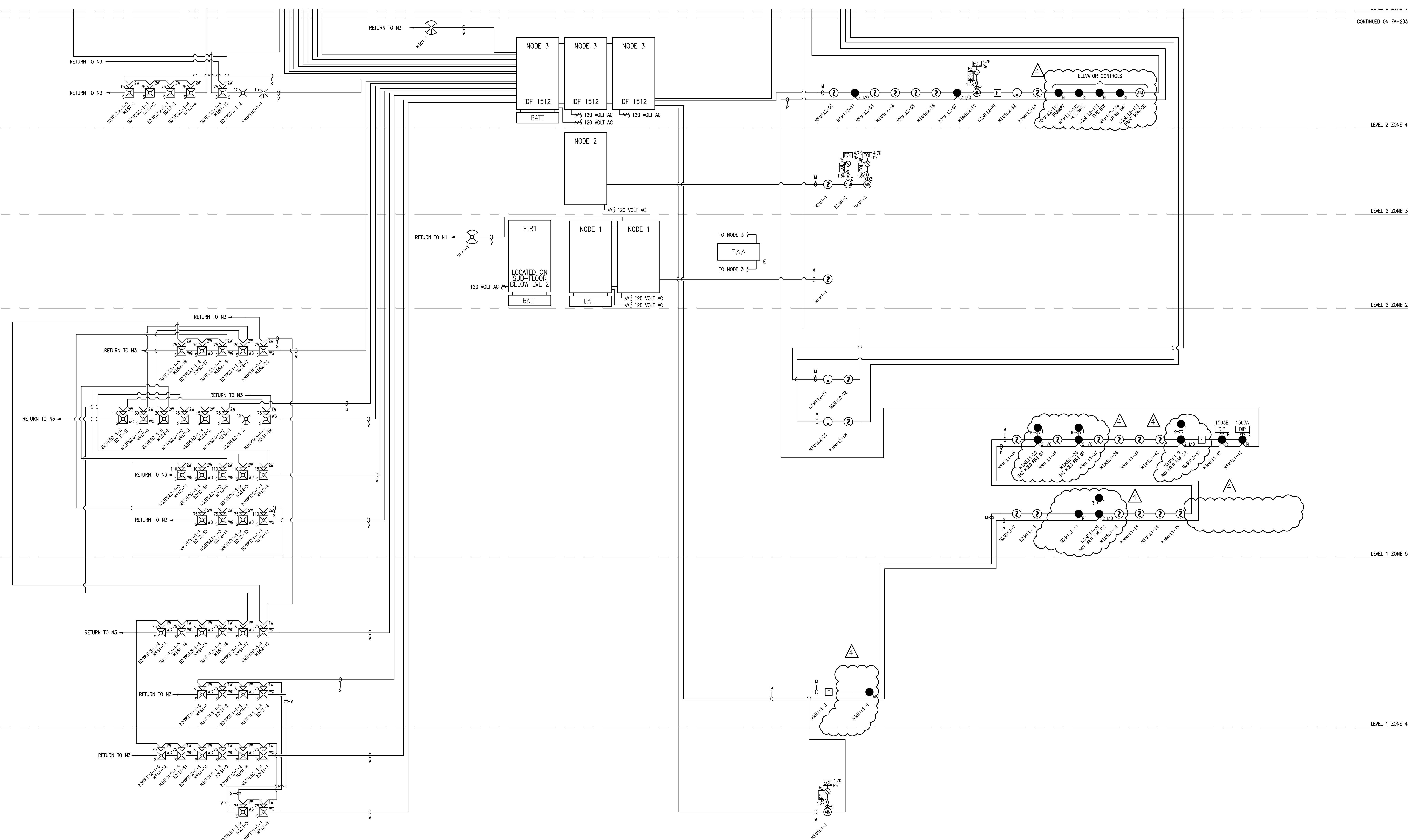
147-951655801.dwg 07/23/10 11:11:11 AM L:\PROJECTS\147-951655801\147-951655801-01.dwg



NO.	DATE	REVISION DESCRIPTION	CHD BY
1	9/20/10	CORRECTIONS TO RISER IDNET SLC ISOLATORS	
2	10/22/10	PROPOSED ADDITION/CHANGES PER REVIEW MEETING	
3	12/22/10	ADD 'P' CABLE TO WIRE LEGEND	AP
4	2/22/11	CHANGES PER ARORA + ES BOULOS COMMENTS	AP

FIRE ALARM SYSTEM NETWORK RISER DIAGRAM PORTLAND INTERNATIONAL JETPORT 1001 WESTBROOK STREET PORTLAND, MAINE 04102	
DRAWN BY: L.SANTORA	DATE: 06/28/10
CHECKED BY: A.PRENTISS	DATE: 07/23/10
PROJECT NUMBER: 147-951655801	
SHEET TITLE: FIRE ALARM SYSTEM NETWORK RISER DIAGRAM	
SHEET NUMBER: FA-201	

SimplexGrinnell BE SAFE.
 A Tyco International Company
 20 THOMAS DR
 WESTBROOK, ME 04092
 SALES: 207-842-6440
 SERVICE: 207-842-6440
 FAX: 207-842-6439



CONTINUED ON FA-202

LEVEL 2 ZONE 4

LEVEL 2 ZONE 3

LEVEL 2 ZONE 2

LEVEL 1 ZONE 5

LEVEL 1 ZONE 4

LEVEL 1 ZONE 3

CONTINUED ON FA-203

LEVEL 2 ZONE 4

LEVEL 2 ZONE 3

LEVEL 2 ZONE 2

LEVEL 1 ZONE 5

LEVEL 1 ZONE 4

LEVEL 1 ZONE 3

NO.	DATE	REVISION DESCRIPTION	CHG BY
1	9/20/10	CORRECTIONS TO RISER IDNET SLC ISOLATORS	
2	10/22/10	PROPOSED ADDITION/CHANGES PER REVIEW MEETING	
3	12/22/10	ADD 'P' CABLE TO WIRE LEGEND	AP
4	2/22/11	CHANGES PER ARORA + ES BOULOS COMMENTS	AP

FIRE ALARM SYSTEM
RISER DIAGRAM

PORTLAND INTERNATIONAL JETPORT
1001 WESTBROOK STREET
PORTLAND, MAINE 04102

DRAWN BY: L. SANTORA	DATE: 06/28/10
CHECKED BY: A. PRENTISS	DATE: 07/23/10
PROJECT NUMBER: 147-951655801	
SHEET TITLE: FIRE ALARM SYSTEM RISER DIAGRAM	
SHEET NUMBER: FA-202	

FA-202_FA-204.dwg

SimplexGrinnell BE SAFE.
A Tyco International Company

20 THOMAS DR
WESTBROOK, ME 04092
SALES: 207-842-6440
SERVICE: 207-842-6440
FAX: 207-842-6439
© 2010 SIMPLEXGRINNELL
ALL RIGHTS RESERVED

LEVEL 3 ZONE 6

LEVEL 3 ZONE 6

LEVEL 3 ZONE 5

LEVEL 3 ZONE 5

LEVEL 3 ZONE 4

LEVEL 3 ZONE 4

LEVEL 3 ZONE 3

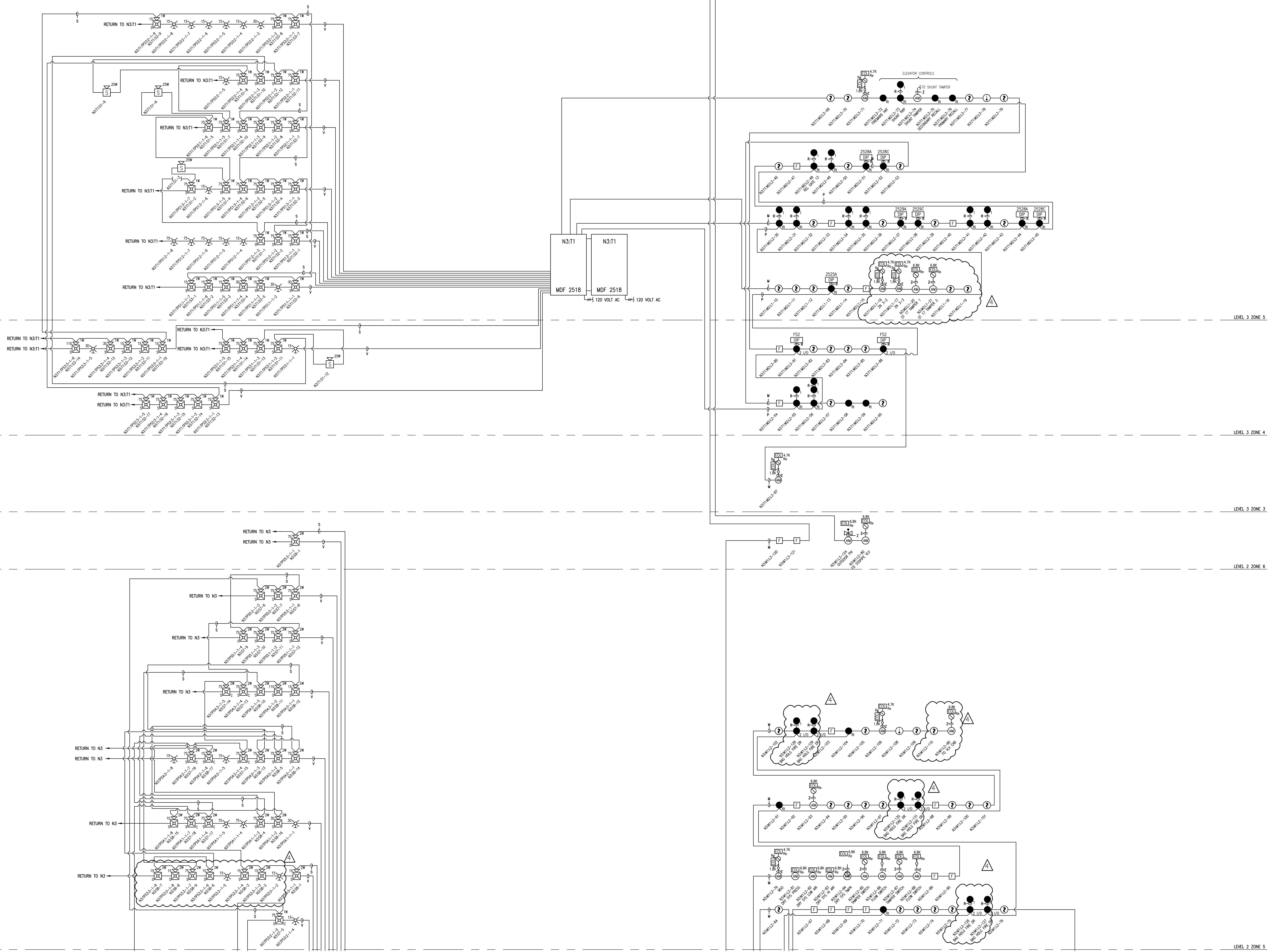
LEVEL 3 ZONE 3

LEVEL 2 ZONE 6

LEVEL 2 ZONE 6

LEVEL 2 ZONE 5

LEVEL 2 ZONE 5



SimplexGrinnell BE SAFE.
 A Tyco International Company
 20 THOMAS DR
 WESTBROOK, ME 04092
 SALES: 207-842-6440
 SERVICE: 207-842-6440
 FAX: 207-842-6439

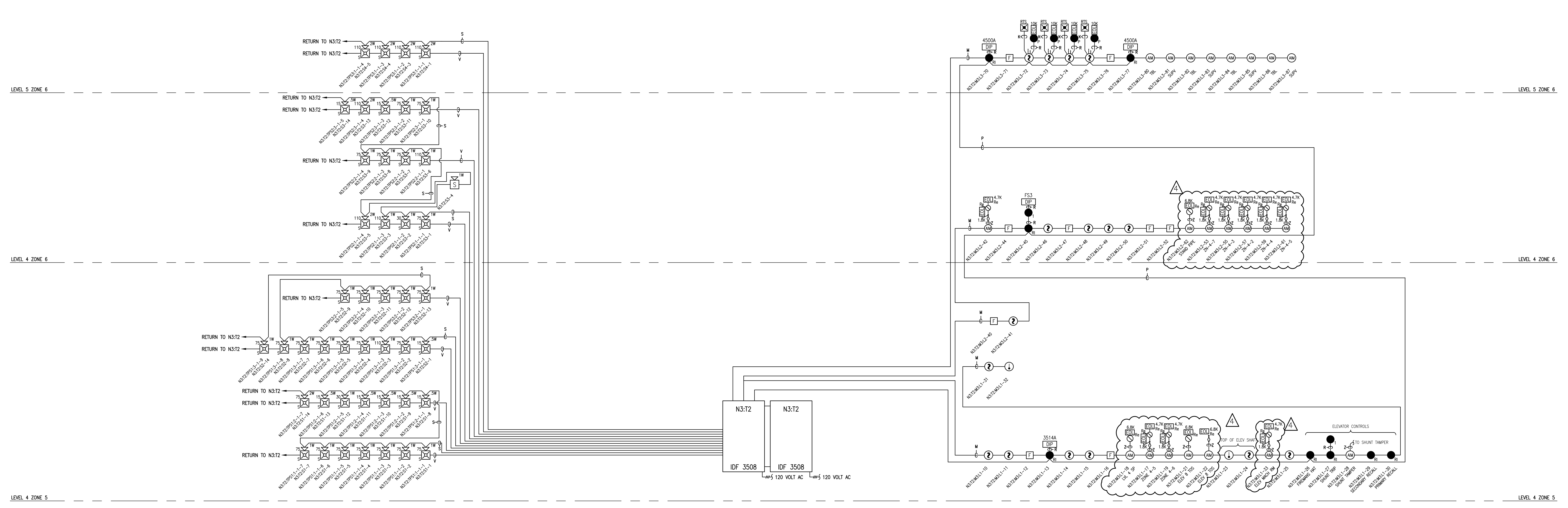
NO.	DATE	REVISION DESCRIPTION
1	9/20/10	CORRECTIONS TO RISER IDNET SLC ISOLATORS
2	10/22/10	PROPOSED ADDITION/CHANGES PER REVIEW MEETING
3	12/22/10	ADD 'P' CABLE TO WIRE LEGEND
4	2/22/11	CHANGES PER ARORA + ES BOULOS COMMENTS

FIRE ALARM SYSTEM
 RISER DIAGRAM
 PORTLAND INTERNATIONAL JETPORT
 1001 WESTBROOK STREET
 PORTLAND, MAINE 04102

DRAWN BY: L.SANTORA DATE: 06/28/10
 CHECKED BY: A.PRENTISS DATE: 07/23/10
 PROJECT NUMBER: 147-951655801
 SHEET TITLE: FIRE ALARM SYSTEM RISER DIAGRAM
 SHEET NUMBER: FA-203
 FA-202_FA-204.dwg

1. ALL PULL BOXES TO BE INSTALLED IN ACCORDANCE WITH THE NATIONAL FIRE ALARM CODE (NFPA 72) AND THE NATIONAL ELECTRICAL CODE (NEC).
 2. ALL WIRING TO BE INSTALLED IN ACCORDANCE WITH THE NATIONAL FIRE ALARM CODE (NFPA 72) AND THE NATIONAL ELECTRICAL CODE (NEC).
 3. ALL WIRING TO BE INSTALLED IN ACCORDANCE WITH THE NATIONAL FIRE ALARM CODE (NFPA 72) AND THE NATIONAL ELECTRICAL CODE (NEC).
 4. ALL WIRING TO BE INSTALLED IN ACCORDANCE WITH THE NATIONAL FIRE ALARM CODE (NFPA 72) AND THE NATIONAL ELECTRICAL CODE (NEC).
 5. ALL WIRING TO BE INSTALLED IN ACCORDANCE WITH THE NATIONAL FIRE ALARM CODE (NFPA 72) AND THE NATIONAL ELECTRICAL CODE (NEC).
 6. ALL WIRING TO BE INSTALLED IN ACCORDANCE WITH THE NATIONAL FIRE ALARM CODE (NFPA 72) AND THE NATIONAL ELECTRICAL CODE (NEC).
 7. ALL WIRING TO BE INSTALLED IN ACCORDANCE WITH THE NATIONAL FIRE ALARM CODE (NFPA 72) AND THE NATIONAL ELECTRICAL CODE (NEC).
 8. ALL WIRING TO BE INSTALLED IN ACCORDANCE WITH THE NATIONAL FIRE ALARM CODE (NFPA 72) AND THE NATIONAL ELECTRICAL CODE (NEC).
 9. ALL WIRING TO BE INSTALLED IN ACCORDANCE WITH THE NATIONAL FIRE ALARM CODE (NFPA 72) AND THE NATIONAL ELECTRICAL CODE (NEC).
 10. ALL WIRING TO BE INSTALLED IN ACCORDANCE WITH THE NATIONAL FIRE ALARM CODE (NFPA 72) AND THE NATIONAL ELECTRICAL CODE (NEC).


1. ALL INFORMATION CONTAINED HEREIN IS UNCLASSIFIED EXCEPT WHERE SHOWN OTHERWISE
 2. DATE: 07/23/10 BY: L.SANTORA
 3. DATE: 06/28/10 BY: L.SANTORA
 4. DATE: 07/23/10 BY: A.PRENTISS
 5. DATE: 07/23/10 BY: A.PRENTISS



NO.	DATE	REVISION DESCRIPTION	CHG BY
1	9/20/10	CORRECTIONS TO RISER IDNET SLC ISOLA TORS	
2	10/22/10	PROPOSED ADDITION/CHANGES PER REVIEW MEETING	
3	12/22/10	ADD 'P' CABLE TO WIRE LEGEND	AP
4	2/22/11	CHANGES PER ARORA + ES BOULOS COMMENTS	AP

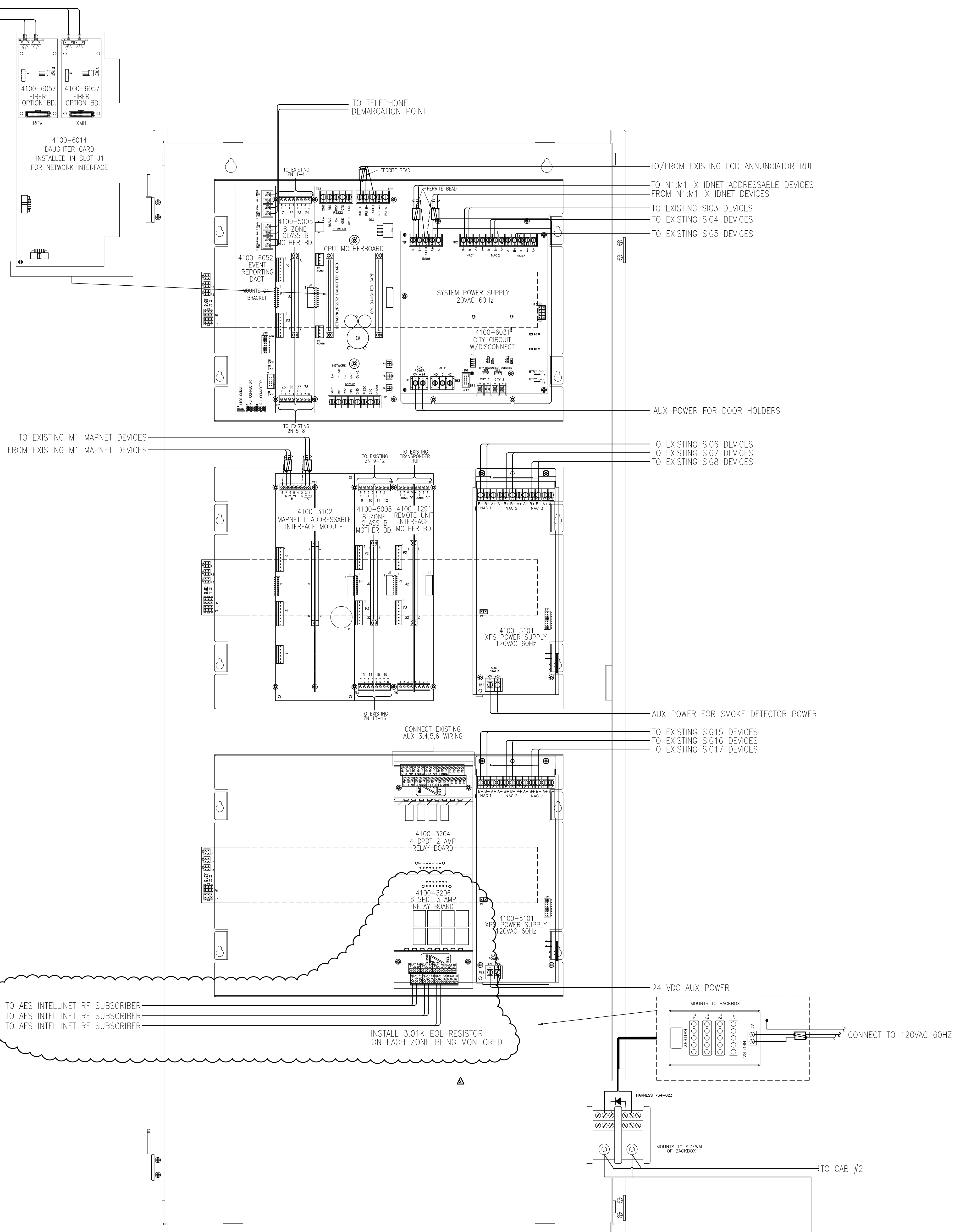
FIRE ALARM SYSTEM RISER DIAGRAM PORTLAND INTERNATIONAL JETPORT 1001 WESTBROOK STREET PORTLAND, MAINE 04102	
DRAWN BY: L.SANTORA	DATE: 06/28/10
CHECKED BY: A.PRENTISS	DATE: 07/23/10
PROJECT NUMBER: 147-951655801	
SHEET TITLE: FIRE ALARM SYSTEM RISER DIAGRAM	
SHEET NUMBER: FA-204	
FA-202_FA-204.dwg	

SimplexGrinnell BE SAFE. A Tyco International Company	
20 THOMAS DR WESTBROOK, ME 04092	
SALES: 207-842-6440	SERVICE: 207-842-6440
FAX: 207-842-6439	



FIRE ALARM CONTROL PANEL
CABINET 1 - NODE 1
LEVEL 2 ZONE 2
SCALE: NTS

OUT TO NODE 2
IN FROM TSW



2081-9280 CABINET W/2081-9280 75Ah BATTERIES
SCALE: NTS

SimplexGrinnell BE SAFE.
A Tyco International Company

NO.	DATE	REVISION DESCRIPTION
1	9/20/10	CORRECTIONS TO RISER IDNET SLC ISOLATORS
2	10/22/10	PROPOSED ADDITION/CHANGES PER REVIEW MEETING
3	12/22/10	ADD 'P' CABLE TO WIRE LEGEND
4	2/22/11	CHANGES PER ARORA + ES BOULOS COMMENTS

FIRE ALARM SYSTEM
PANEL WIRING DETAIL - NODE 1 ZONE 2 UPGRADE PANEL

DRAWN BY: L.SANTORA	DATE: 06/28/10
CHECKED BY: A.PRENTISS	DATE: 07/23/10
PROJECT NUMBER: 147-951655801	
SHEET TITLE: FIRE ALARM SYSTEM PANEL WIRING DETAIL - NODE 1 ZONE 2 UPGRADE PANEL	
SHEET NUMBER: FA-501	

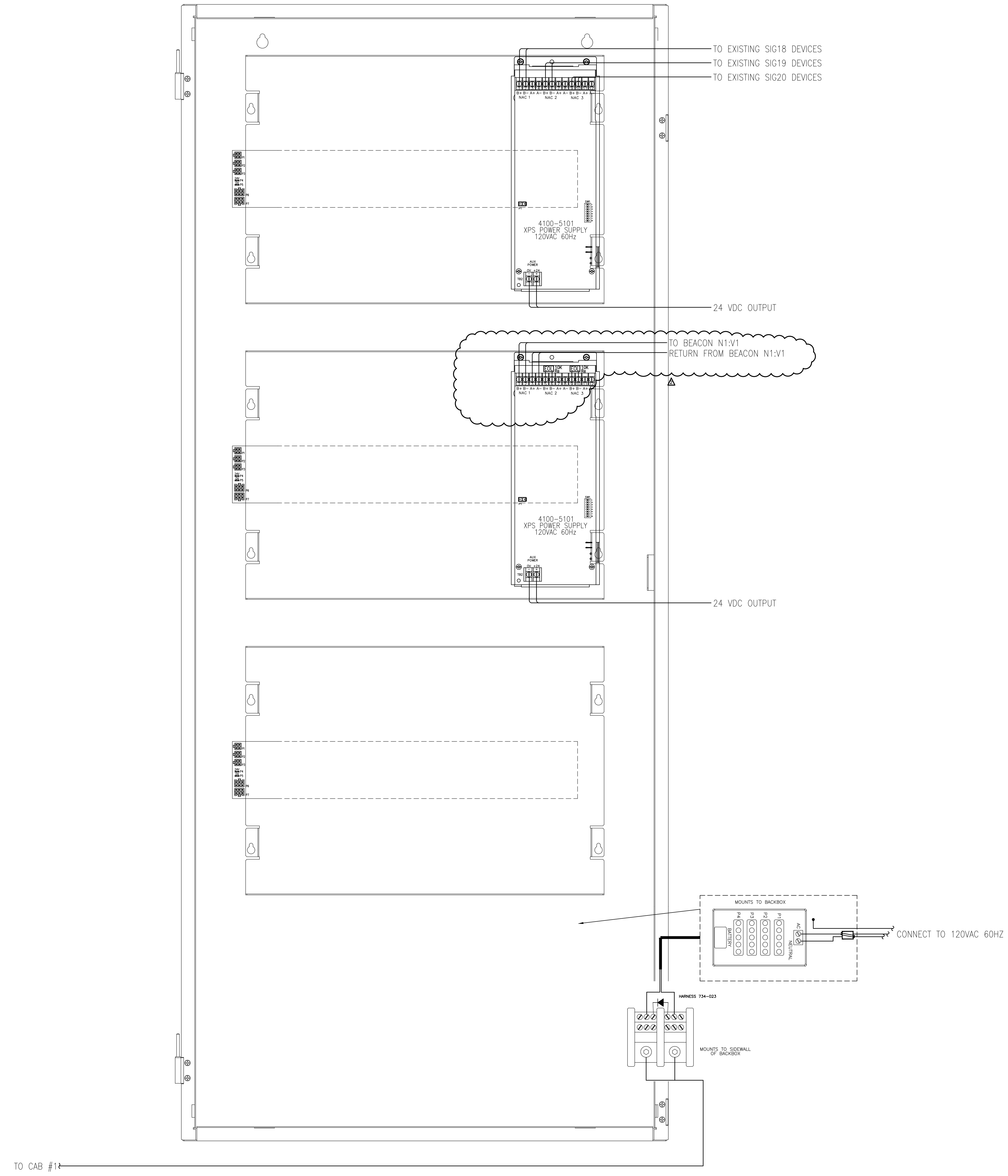
PORTLAND INTERNATIONAL JETPORT
1001 WESTBROOK STREET
PORTLAND, MAINE 04102

FA-501_FA-502.dwg

© 2010 SIMPLEXGRINNELL
ALL RIGHTS RESERVED

20 THOMAS DR
WESTBROOK, ME 04092
SALES: 207-842-6440
SERVICE: 207-842-6440
FAX: 207-842-6439

10/11/12/13/14/15/16/17/18/19/20/21/22/23/24/25/26/27/28/29/30/31/32/33/34/35/36/37/38/39/40/41/42/43/44/45/46/47/48/49/50/51/52/53/54/55/56/57/58/59/60/61/62/63/64/65/66/67/68/69/70/71/72/73/74/75/76/77/78/79/80/81/82/83/84/85/86/87/88/89/90/91/92/93/94/95/96/97/98/99/100



FIRE ALARM CONTROL PANEL
 CABINET #2 - NODE 1
 LEVEL 2 ZONE 2
 SCALE: NTS

SimplexGrinnell BE SAFE.
 A Tyco International Company
 20 THOMAS DR
 WESTBROOK, ME 04092
 SALES: 207-842-6440
 SERVICE: 207-842-6440
 FAX: 207-842-6439
© 2010 SIMPLEXGRINNELL
 ALL RIGHTS RESERVED

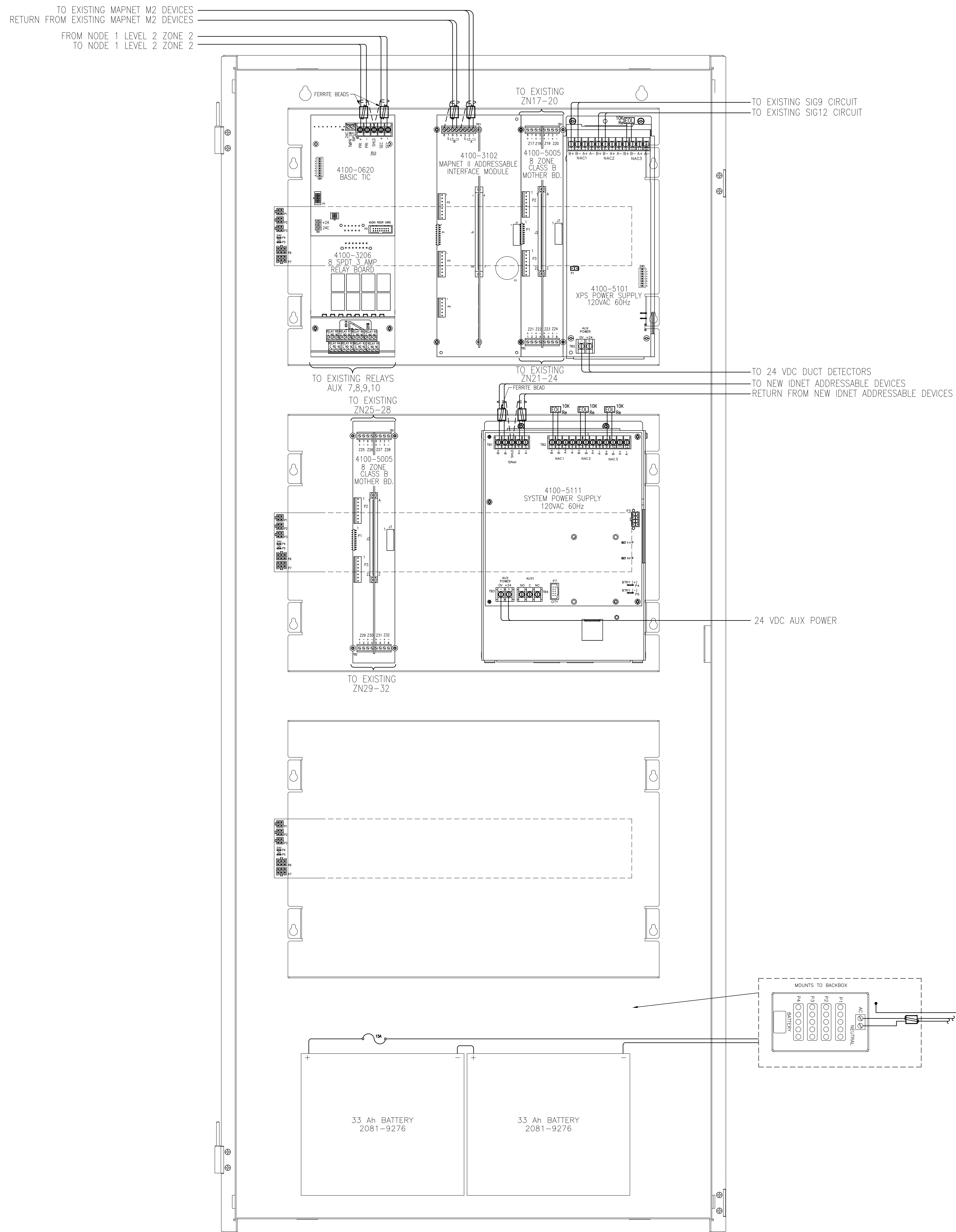
NO.	DATE	REVISION DESCRIPTION
1	9/20/10	CORRECTIONS TO RISER IDNET SLC ISOLATORS
2	10/22/10	PROPOSED ADDITION/CHANGES PER REVIEW MEETING
3	12/22/10	ADD 'P' CABLE TO WIRE LEGEND
4	2/22/11	CHANGES PER ARORA + ES BOULOS COMMENTS

CHD BY
 DATE

FIRE ALARM SYSTEM
 PANEL WIRING DETAIL - NODE 1 ZONE 2 UPGRADE PANEL
 PORTLAND INTERNATIONAL JETPORT
 1001 WESTBROOK STREET
 PORTLAND, MAINE 04102

DRAWN BY: L.SANTORA	DATE: 06/28/10
CHECKED BY: A.PRENTISS	DATE: 07/23/10
PROJECT NUMBER: 147-951655801	

SHEET TITLE:
 FIRE ALARM SYSTEM
 PANEL WIRING DETAIL - NODE 1 ZONE 2 UPGRADE PANEL
 SHEET NUMBER:
FA-502
 FA-501_FA-502.dwg



TRANSPONDER PANEL

CABINET #1 - NODE 1 TRANSPONDER 1
LEVEL BELOW
LEVEL 2 ZONE 2 SCALE: NTS

SimplexGrinnell BE SAFE.
A Tyco International Company

20 THOMAS DR
WESTBROOK, ME 04092
SALES: 207-842-6440
SERVICE: 207-842-6440
FAX: 207-842-6439

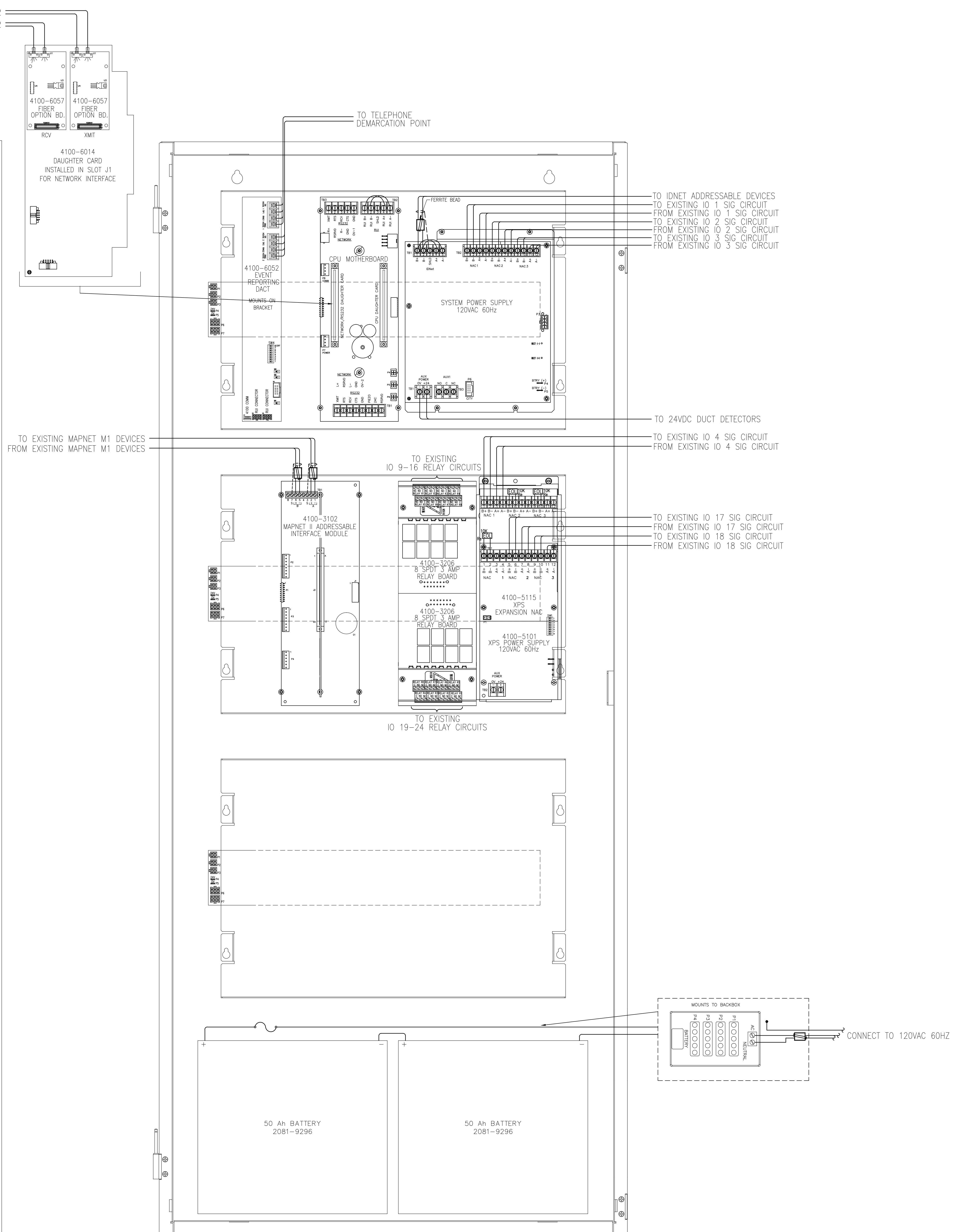

© 2010 SIMPLEXGRINNELL
ALL RIGHTS RESERVED

NO.	DATE	REVISION DESCRIPTION	CHD BY
1	9/20/10	CORRECTIONS TO RISER IDNET SLC ISOLATORS	
2	10/22/10	PROPOSED ADDITION/CHANGES PER REVIEW MEETING	
3	12/22/10	ADD 1" CABLE TO WIRE LEGEND	AP
4	2/22/11	CHANGES PER ARORA + ES BOULOS COMMENTS	AP

FIRE ALARM SYSTEM
PANEL WIRING DETAIL - NODE 1 TRANSPONDER 1 UPGRADE PANEL

PORTLAND INTERNATIONAL JETPORT
1001 WESTBROOK STREET
PORTLAND, MAINE 04102

DRAWN BY: L. SANTORA DATE: 06/28/10
CHECKED BY: A. PRENTISS DATE: 07/23/10
PROJECT NUMBER: 147-951655801
SHEET TITLE: FIRE ALARM SYSTEM
PANEL WIRING DETAIL - NODE 1 TRANSPONDER 1 UPGRADE PANEL
SHEET NUMBER: FA-503
FA-503.dwg

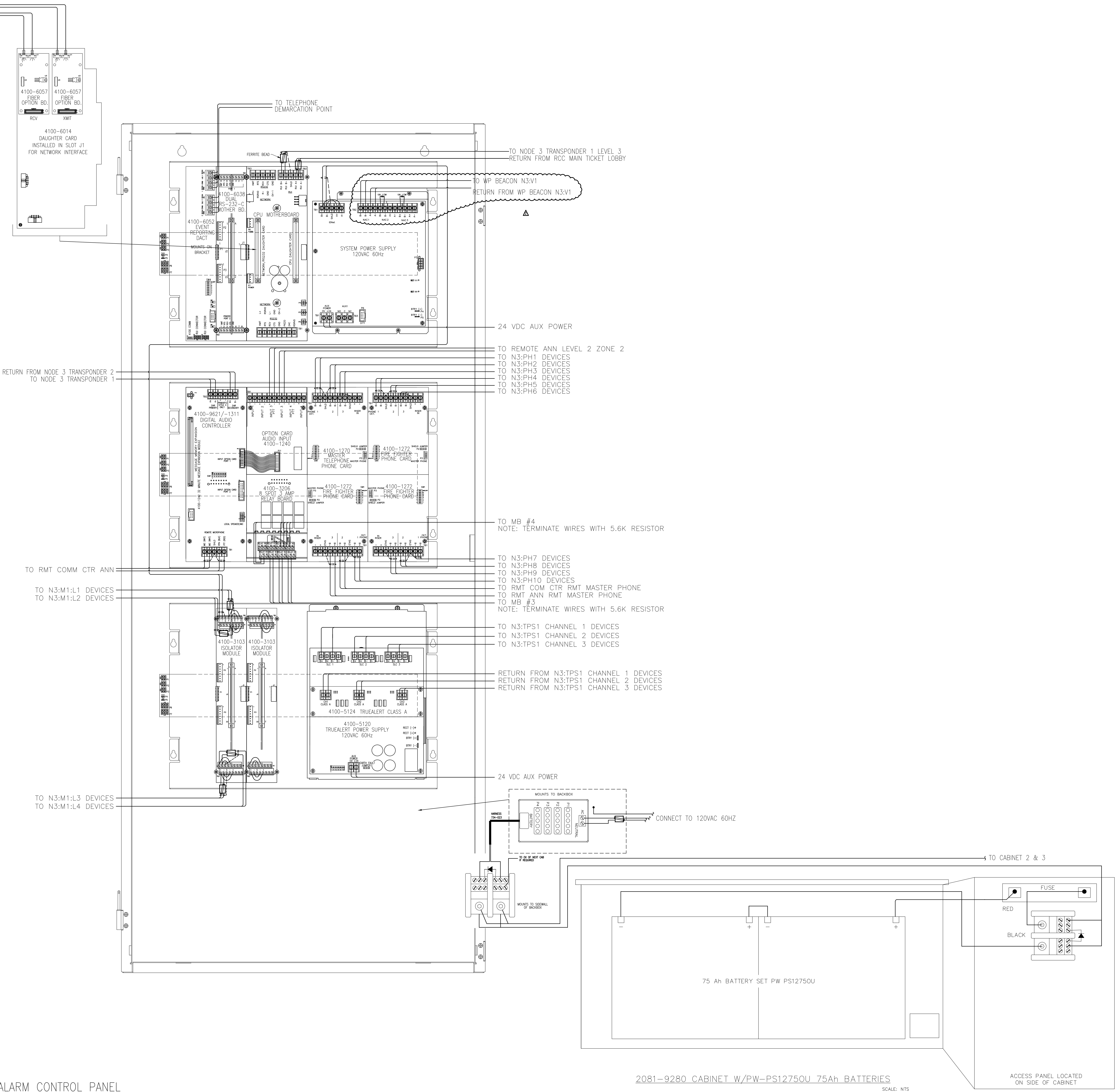
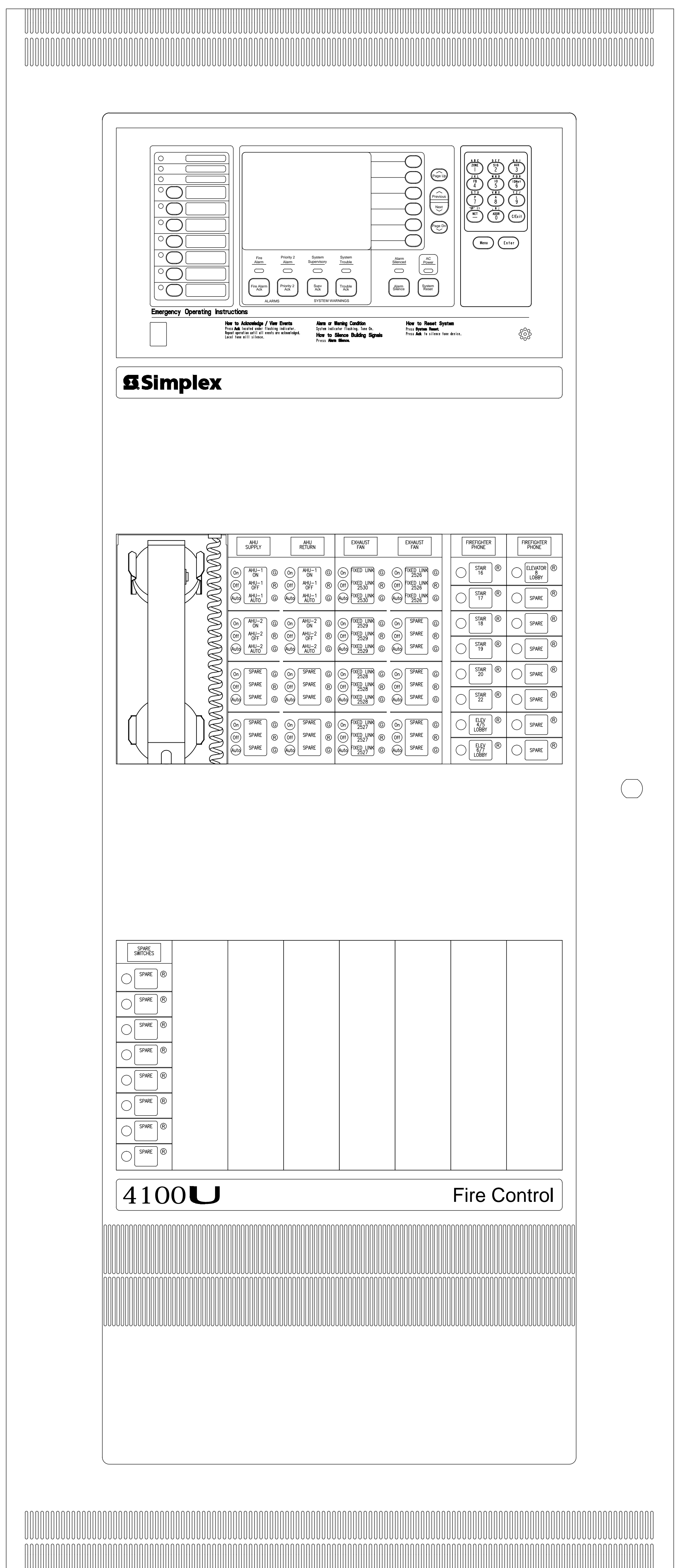


SimplexGrinnell BE SAFE. A Tyco International Company 20 THOMAS DR WESTBROOK, ME 04092 SALES: 207-842-6440 SERVICE: 207-842-6440 FAX: 207-842-6439 © 2010 SIMPLEX GRINNELL ALL RIGHTS RESERVED			
CHG BY		REVISION DESCRIPTION	
NO.	DATE		
1	9/20/10	CORRECTIONS TO RISER IDNET SLC ISOLATORS	
2	10/22/10	PROPOSED ADDITION/CHANGES PER REVIEW MEETING	
3	12/22/10	ADD 'P' CABLE TO WIRE LEGEND	
4	2/22/11	CHANGES PER ARORA + ES BOULOS COMMENTS	
FIRE ALARM SYSTEM PANEL WIRING DETAIL - NODE 2 ZONE 3 UPGRADE PANEL PORTLAND INTERNATIONAL JETPORT 1001 WESTBROOK STREET PORTLAND, MAINE 04102			
DRAWN BY:	L.SANTORA	DATE:	06/28/10
CHECKED BY:	A.PRENTISS	DATE:	07/23/10
PROJECT NUMBER:	147-951655801		
SHEET TITLE:	FIRE ALARM SYSTEM PANEL WIRING DETAIL - NODE 2 ZONE 3 UPGRADE PANEL		
SHEET NUMBER:	FA-504		
FA-504.dwg			

FIRE ALARM CONTROL PANEL
 CABINET #1 - NODE 2
 LEVEL 2 ZONE 3
 SCALE: NTS

1. ALL DIMENSIONS UNLESS OTHERWISE NOTED.
 2. ALL DIMENSIONS TO FACE UNLESS OTHERWISE NOTED.
 3. ALL DIMENSIONS TO CENTERLINE UNLESS OTHERWISE NOTED.
 4. ALL DIMENSIONS TO OUTLINE UNLESS OTHERWISE NOTED.
 5. ALL DIMENSIONS TO CENTERLINE UNLESS OTHERWISE NOTED.
 6. ALL DIMENSIONS TO FACE UNLESS OTHERWISE NOTED.
 7. ALL DIMENSIONS TO CENTERLINE UNLESS OTHERWISE NOTED.
 8. ALL DIMENSIONS TO OUTLINE UNLESS OTHERWISE NOTED.
 9. ALL DIMENSIONS TO CENTERLINE UNLESS OTHERWISE NOTED.
 10. ALL DIMENSIONS TO FACE UNLESS OTHERWISE NOTED.

TO TSW NODE 4 LEVEL 2 ZONE 3
FROM NODE 2 LEVEL 2 ZONE 3



FIRE ALARM CONTROL PANEL
CABINET #1 - NODE 3 LEVEL 2
IDF ROOM 1512 SCALE: NTS

2081-9280 CABINET W/PW-PS12750U 75Ah BATTERIES
SCALE: NTS

FILE PATH: P:\2010\147\Portland_Import\VA_CAD\REV_A\FA-505_FA-506.dwg
LAST PRINTED: 2/22/2011 2:22:32 PM LAST SAVED BY: ARENTISS

SimplexGrinnell BE SAFE.
A Tyco International Company
20 THOMAS DR
WESTBROOK, ME 04092

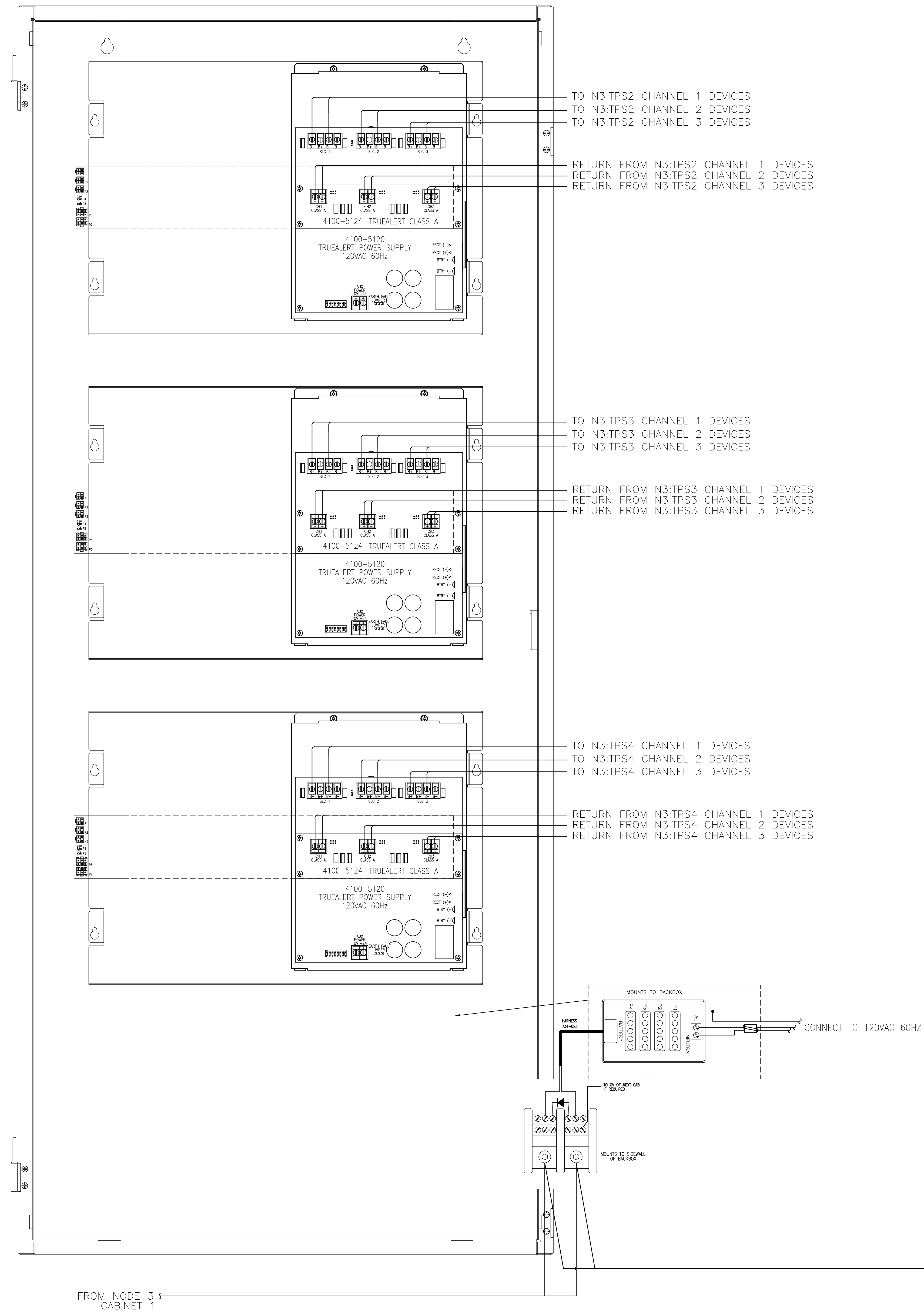
NO.	DATE	REVISION DESCRIPTION
1	9/20/10	CORRECTIONS TO RISER IDNET SLC ISOLATORS
2	10/22/10	PROPOSED ADDITION/CHANGES PER REVIEW MEETING
3	12/23/10	ADD 'P' CABLE TO WIRE LEGEND
4	1/22/11	CHANGES PER ARORA + ES BOULOS COMMENTS

FIRE ALARM SYSTEM
PANEL WIRING DETAIL - NODE 3

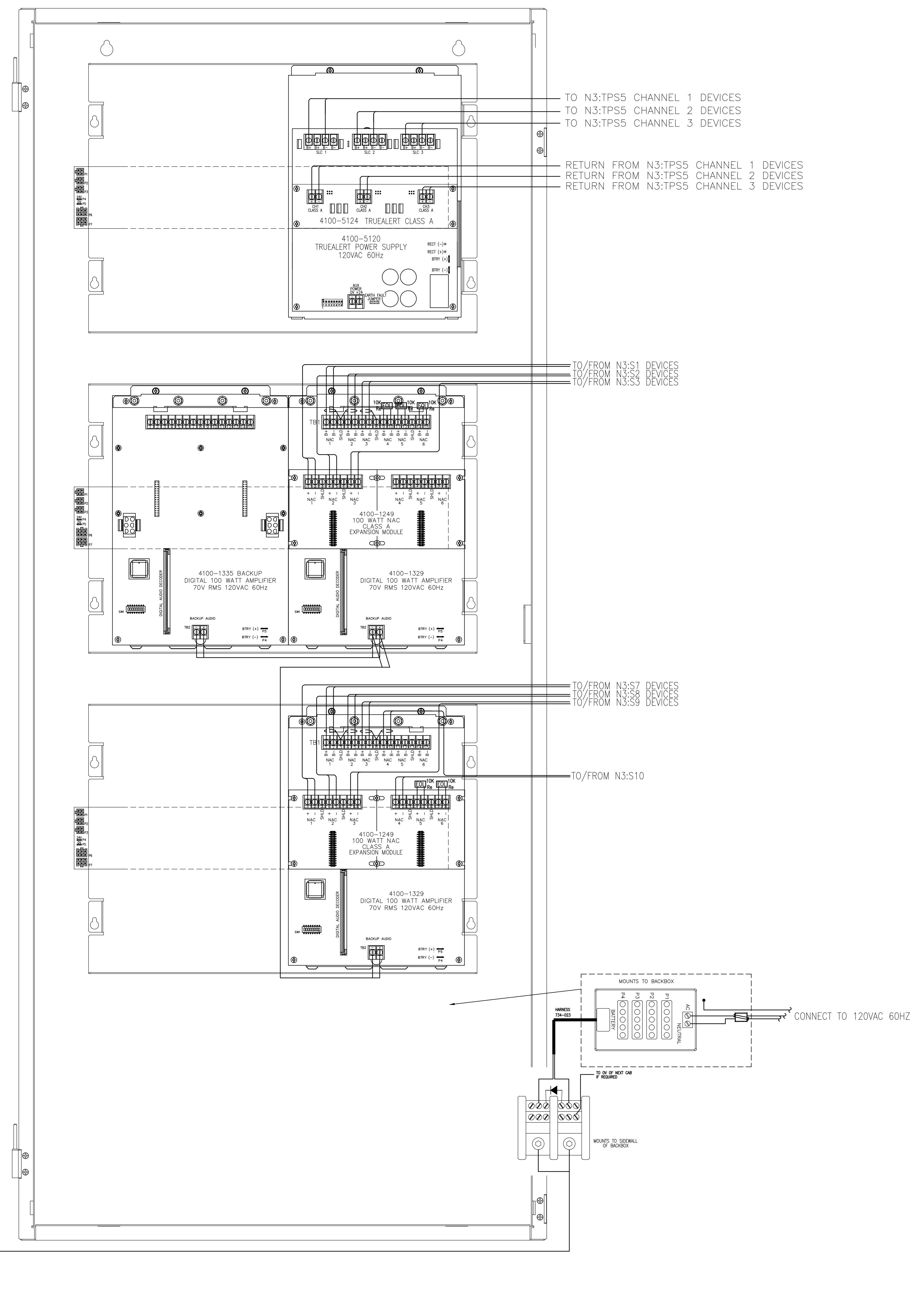
PORTLAND INTERNATIONAL JETPORT

DRAWN BY:	L.SANTORA	DATE:	06/28,
CHECKED BY:	A.PRENTISS	DATE:	07/23/
PROJECT NUMBER:	147-951655801		
SHEET TITLE:	FIRE ALARM SYSTEM PANEL WIRING DETAIL - 1		
SHEET NUMBER:	FA-505		

FA-505_FA-506.d



FIRE ALARM CONTROL PANEL
CABINET #2 - NODE 3 LEVEL 2
IDF ROOM 1512
SCALE: NTS



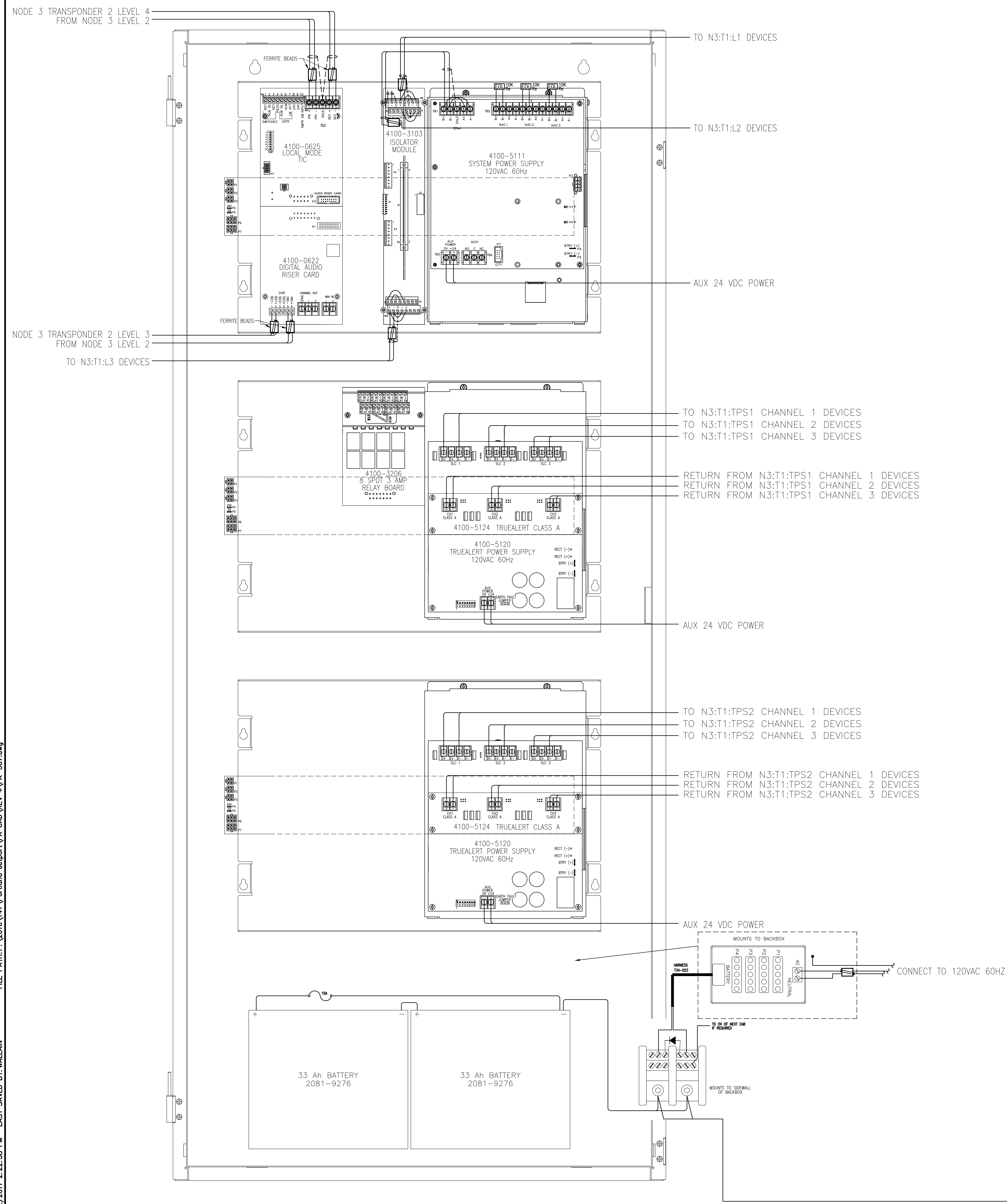
FIRE ALARM CONTROL PANEL
CABINET #3 - NODE 3 LEVEL 2
IDF ROOM 1512
SCALE: NTS

NO.	DATE	REVISION DESCRIPTION
1	9/20/10	CORRECTIONS TO RISER IDNET SLC ISOLATORS
2	10/22/10	PROPOSED ADDITION/CHANGES PER REVIEW MEETING
3	12/22/10	ADD 'P' CABLE TO WIRE LEGEND
4	1/22/11	CHANGES PER ARORA + ES BOULOS COMMENTS

CHG. BY	AP
	AP

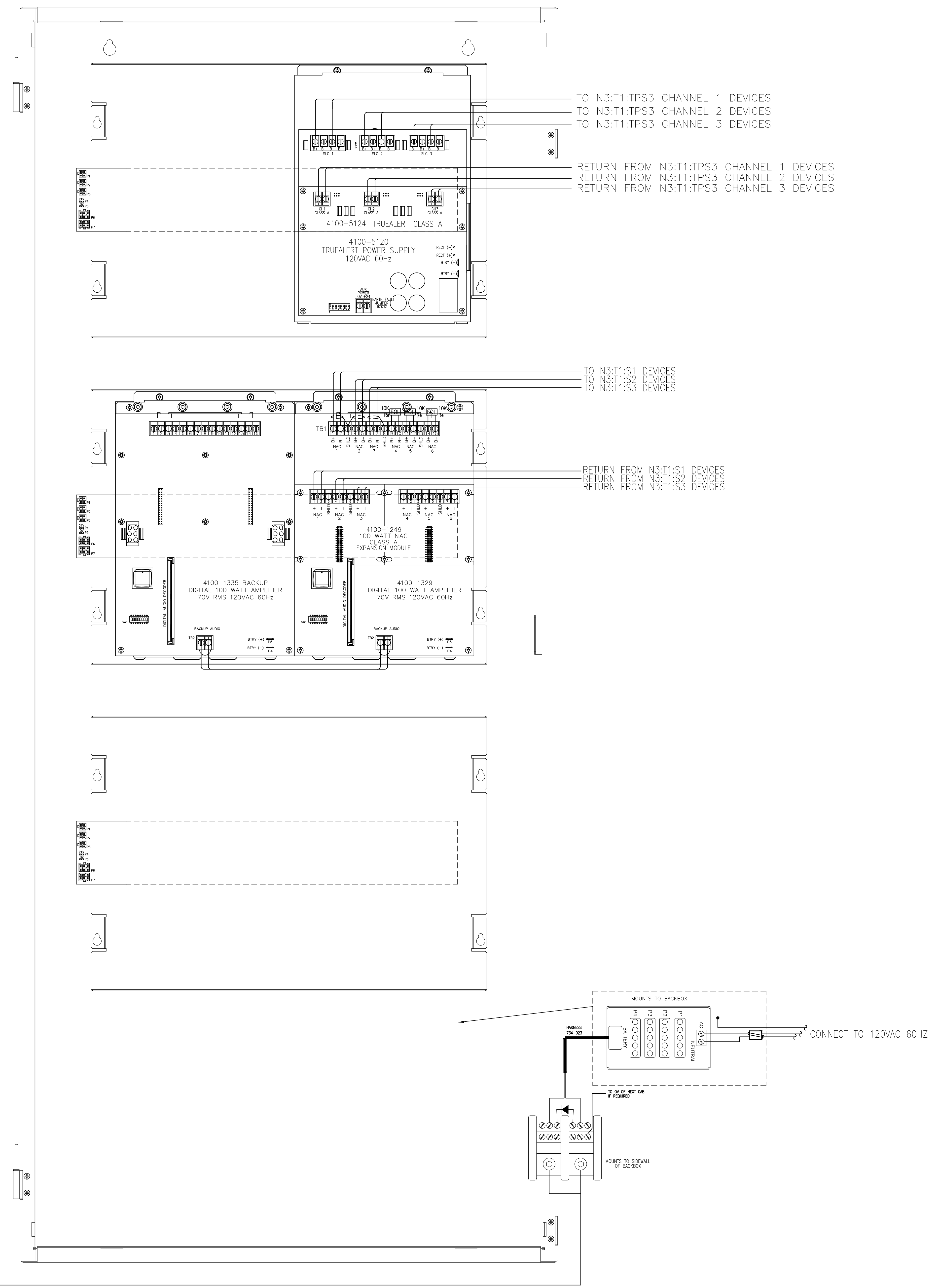
FIRE ALARM SYSTEM
PANEL WIRING DETAIL - NODE 3
PORTLAND INTERNATIONAL JETPORT

DRAWN BY:	DATE:
L.SANTORA	06/28,
CHECKED BY:	DATE:
A.PRENTISS	07/23/
PROJECT NUMBER:	147-951655801
SHEET TITLE:	FIRE ALARM SYSTEM PANEL WIRING DETAIL - 3
SHEET NUMBER:	FA-506



100% INTERNAL USE ONLY - NOT FOR CONSTRUCTION - ALL RIGHTS RESERVED
 07/23/10 11:58 AM

FIRE ALARM CONTROL PANEL
 CABINET #1 - NODE 3 TRANSPONDER 1 LEVEL 3
 MDF ROOM 2518
 SCALE: NTS



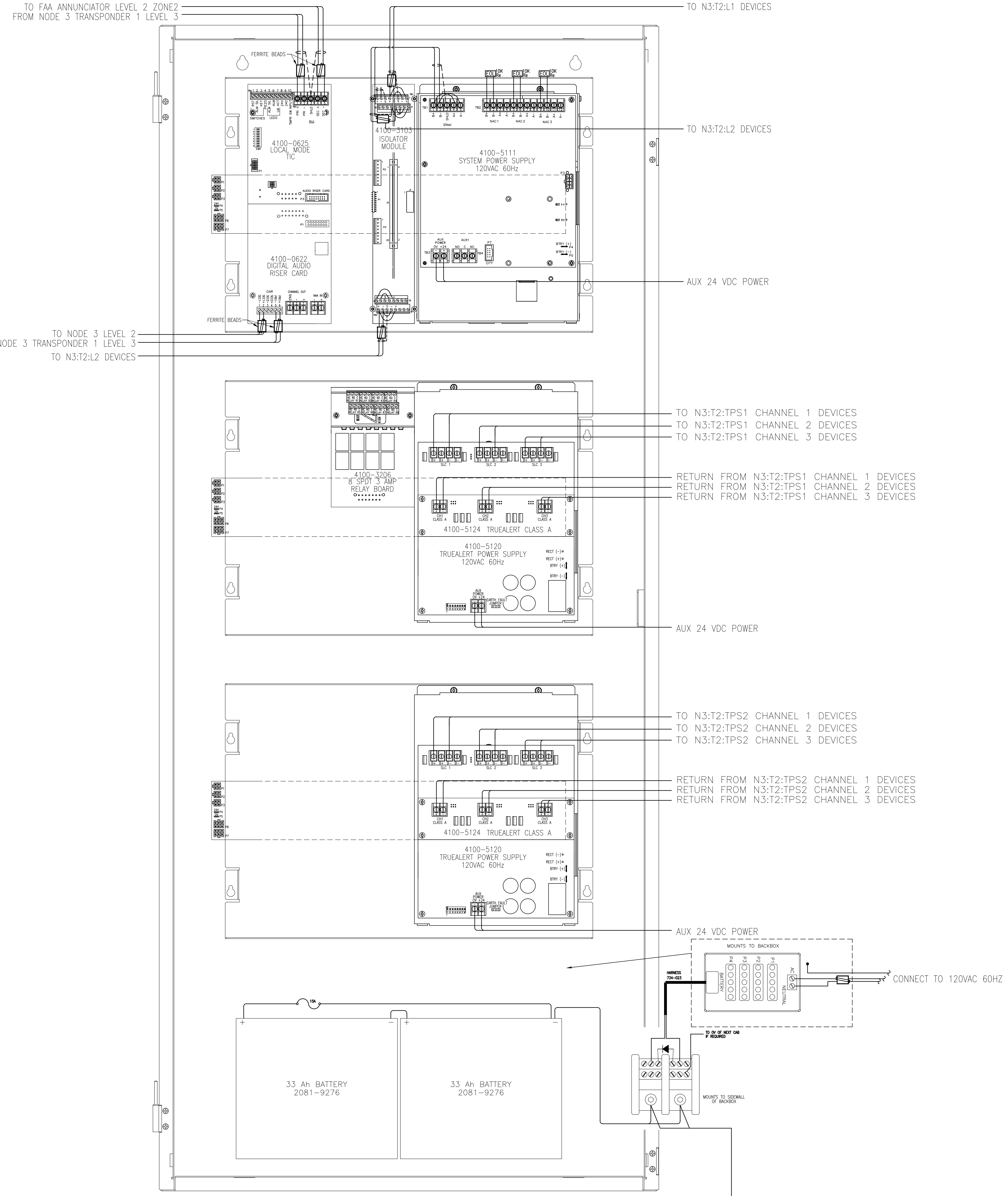
FIRE ALARM CONTROL PANEL
 CABINET #2 - NODE 3 TRANSPONDER 1 LEVEL 3
 MDF ROOM 2518
 SCALE: NTS

SimplexGrinnell BE SAFE.
 A Tyco International Company
 20 THOMAS DR.
 WESTBROOK, ME 04092
 SALES: 207-842-6440
 SERVICE: 207-842-6440
 FAX: 207-842-6439
 © 2010 SIMPLEXGRINNELL
 ALL RIGHTS RESERVED

NO.	DATE	REVISION DESCRIPTION
1	9/20/10	CORRECTIONS TO RISER IDNET SLC ISOLATORS
2	10/22/10	PROPOSED ADDITION/CHANGES PER REVIEW MEETING
3	12/22/10	ADD 'P' CABLE TO WIRE LEGEND
4	2/22/11	CHANGES PER ARORA + ES BOULOS COMMENTS

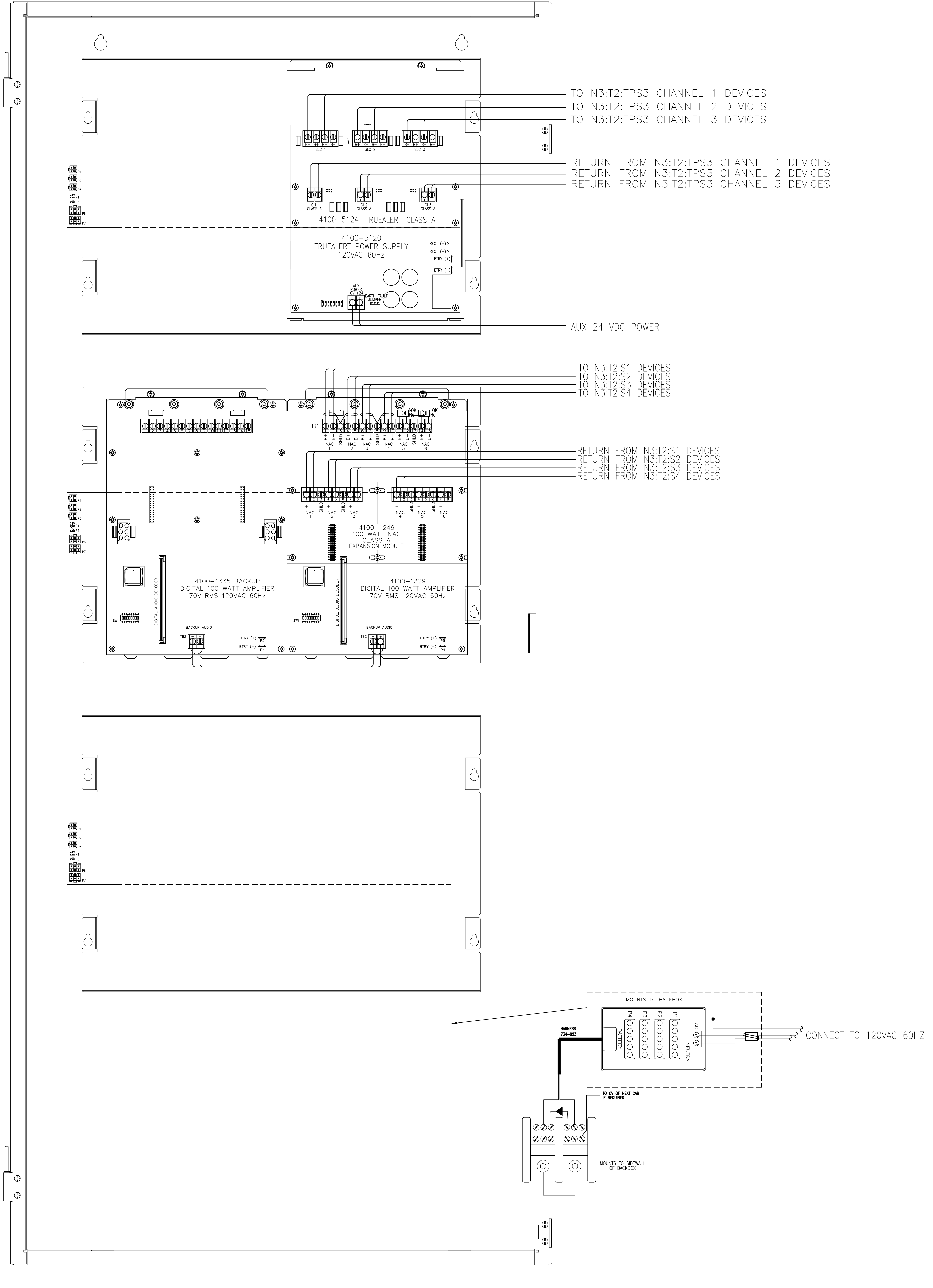
FIRE ALARM SYSTEM
 PANEL WIRING DETAIL - NODE 3 TRANSPONDER 1
 PORTLAND INTERNATIONAL JETPORT
 100 WESTBROOK STREET
 PORTLAND, MAINE 04102

DRAWN BY:	L.SANTORA	DATE:	06/28/10
CHECKED BY:	A.PRENTISS	DATE:	07/23/10
PROJECT NUMBER:	147-951655801		
SHEET TITLE:	FIRE ALARM SYSTEM PANEL WIRING DETAIL - NODE 3 TRANSPONDER 1		
SHEET NUMBER:	FA-507		
	FA-507.dwg		



FIRE ALARM CONTROL PANEL
CABINET #1 - NODE 3 TRANSPONDER 2 LEVEL 4
IDF RM 3508

SCALE: NTS



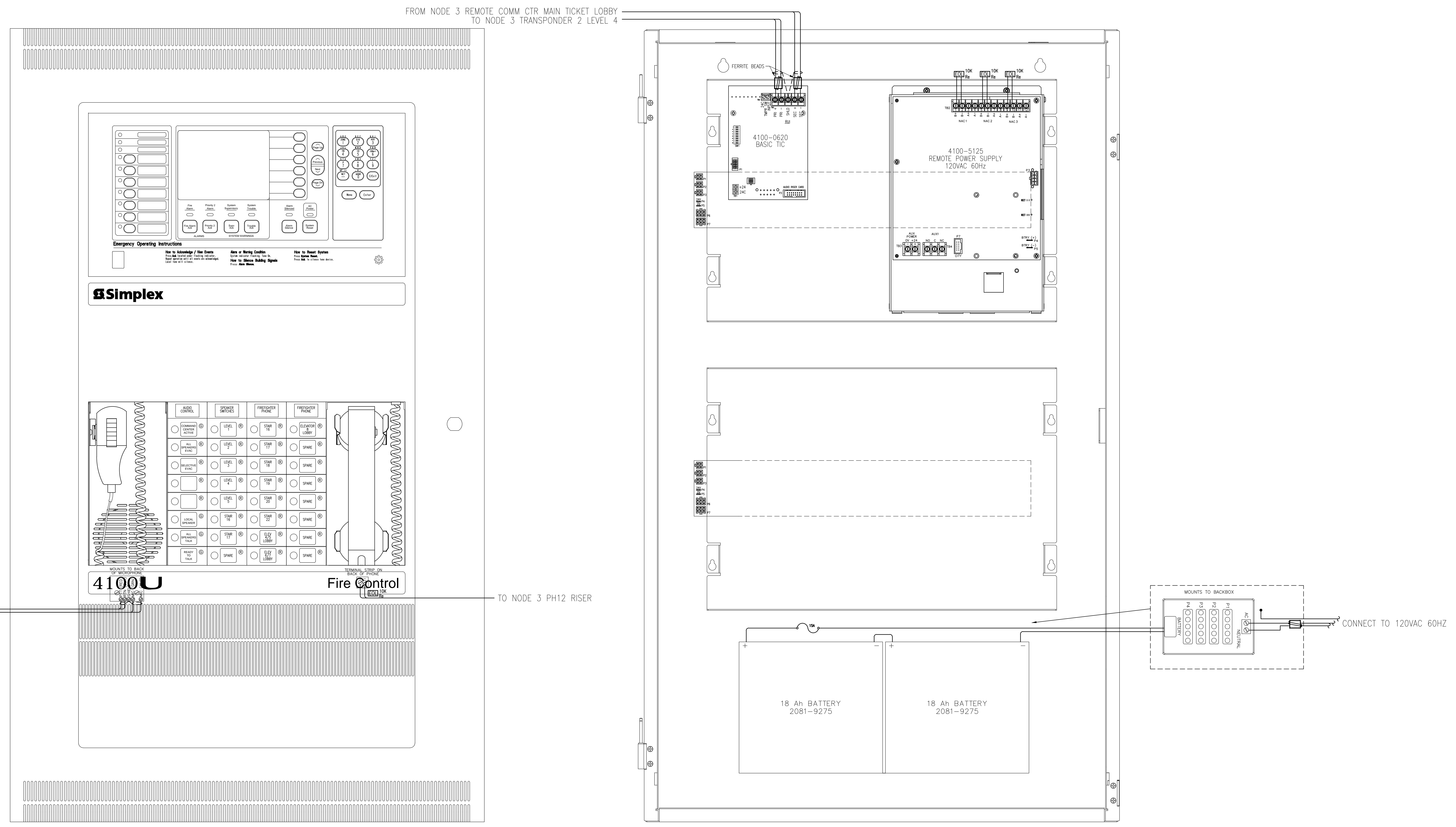
FIRE ALARM CONTROL PANEL
CABINET #2 - NODE 3 TRANSPONDER 2 LEVEL 4
IDF RM 3508

SCALE: NTS

DATE: 07/28/10 BY: L.SANTORA

<p>SimplexGrinnell BE SAFE. A Tyco International Company</p> <p>20 THOMAS DR WESTBROOK, ME 04092 SALES: 207-842-6440 SERVICE: 207-842-6440 FAX: 207-842-6439</p>		<p>CHD BY</p>	<p>REVISION DESCRIPTION</p>
		<p>DATE</p>	<p>NO.</p>
		<p>9/20/10 CORRECTIONS TO RISER IDNET 'SLC' ISOLATORS</p> <p>10/22/10 PROPOSED ADDITION/CHANGES PER REVIEW MEETING</p> <p>12/22/10 ADD 'P' CABLE TO WIRE LEGEND</p> <p>2/22/11 CHANGES PER ARORA + ES BOULOS COMMENTS</p>	
<p>FIRE ALARM SYSTEM PANEL WIRING DETAIL - NODE 3 TRANSPONDER 2</p> <p>PORTLAND INTERNATIONAL JETPORT 100 WESTBROOK STREET PORTLAND, MAINE 04102</p>		<p>DRAWN BY: L.SANTORA</p>	<p>DATE: 06/28/10</p>
<p>PROJECT NUMBER: 147-951655801</p>		<p>CHECKED BY: A.PRENTISS</p>	<p>DATE: 07/23/10</p>
<p>SHEET TITLE: FIRE ALARM SYSTEM PANEL WIRING DETAIL - NODE 3 TRANSPONDER 2</p>		<p>SHEET NUMBER: FA-508</p>	
<p>FA-508.dwg</p>		<p>FA-508</p>	

DATE PLOTTED: 07/27/2011 4:44:27 PM D:\PROJECTS\2011\114\JOB\114\114.dwg



REMOTE ANNUNCIATOR PANEL
 CABINET #1 - NODE 3 REMOTE ANN BY NODE 1
 LEVEL 2 ZONE 2
 SCALE: NTS

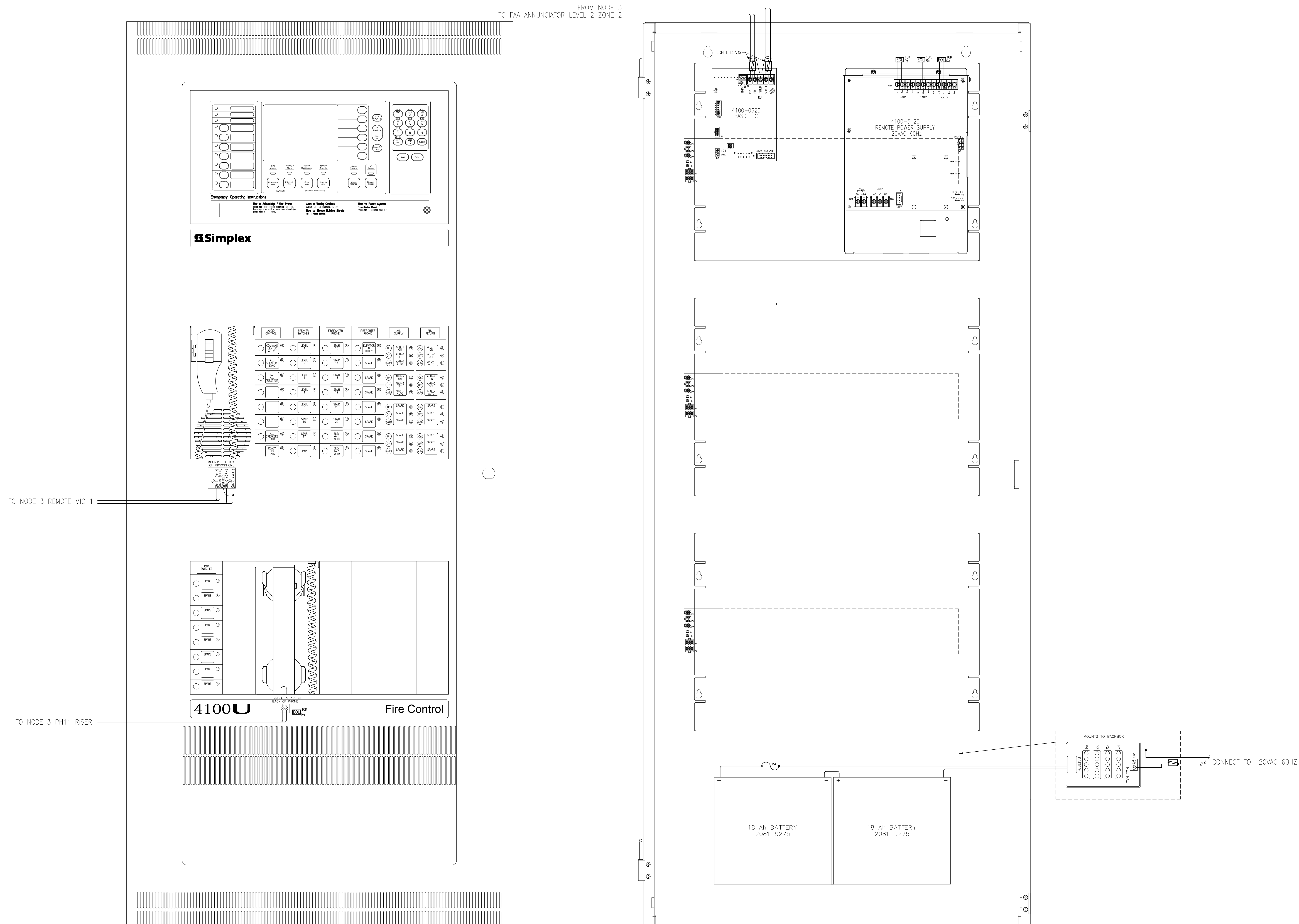
SimplexGrinnell BE SAFE.
 A Tyco International Company
 20 THOMAS DR
 WESTBROOK, ME 04092
 SALES: 207-842-6440
 SERVICE: 207-842-6440
 FAX: 207-842-6439
 © 2011 SIMPLEXGRINNELL
 ALL RIGHTS RESERVED

NO.	DATE	REVISION DESCRIPTION
1	9/20/10	CORRECTIONS TO RISER IDNET SLC ISOLATORS
2	10/22/10	PROPOSED ADDITION/CHANGES PER REVIEW MEETING
3	12/22/10	ADD 1" CABLE TO WIRE LEGEND
4	2/22/11	CHANGES PER ARORA + ES BOULOS COMMENTS

FIRE ALARM SYSTEM
 NODE 3 REMOTE ANNUNCIATOR WIRING DETAIL
 PORTLAND INTERNATIONAL JETPORT
 1001 WESTBROOK STREET
 PORTLAND, MAINE 04102

DRAWN BY: L.SANTORA	DATE: 06/28/10
CHECKED BY: A.PRENTISS	DATE: 07/23/10
PROJECT NUMBER: 147-951655801	
SHEET TITLE: FIRE ALARM SYSTEM NODE 3 RMT ANN WIRING DETAIL	
SHEET NUMBER: FA-509	
FA-509.dwg	

1. ALL DIMENSIONS UNLESS OTHERWISE SPECIFIED ARE IN INCHES AND DECIMALS THEREOF.
 2. ALL DIMENSIONS UNLESS OTHERWISE SPECIFIED ARE IN MILLIMETERS.
 3. ALL DIMENSIONS UNLESS OTHERWISE SPECIFIED ARE IN METERS.
 4. ALL DIMENSIONS UNLESS OTHERWISE SPECIFIED ARE IN FEET AND INCHES.
 5. ALL DIMENSIONS UNLESS OTHERWISE SPECIFIED ARE IN METERS AND MILLIMETERS.
 6. ALL DIMENSIONS UNLESS OTHERWISE SPECIFIED ARE IN METERS AND MILLIMETERS.
 7. ALL DIMENSIONS UNLESS OTHERWISE SPECIFIED ARE IN METERS AND MILLIMETERS.
 8. ALL DIMENSIONS UNLESS OTHERWISE SPECIFIED ARE IN METERS AND MILLIMETERS.
 9. ALL DIMENSIONS UNLESS OTHERWISE SPECIFIED ARE IN METERS AND MILLIMETERS.
 10. ALL DIMENSIONS UNLESS OTHERWISE SPECIFIED ARE IN METERS AND MILLIMETERS.



REMOTE COMMAND CENTER PANEL
 CABINET #1 - NODE 3 REMOTE COMMAND CENTER
 LEVEL 2 MAIN TICKET LOBBY
 SCALE: NTS

SimplexGrinnell BE SAFE.		
A Tyco International Company		
20 THOMAS DR. WESTBROOK, ME 04092 SALES: 207-842-6440 SERVICE: 207-842-6440 FAX: 207-842-6439		
NO.	DATE	REVISION DESCRIPTION
1	9/20/10	CORRECTIONS TO RISER IDNET SLC ISOLA TORS
2	10/22/10	PROPOSED ADDITION/CHANGES PER REVIEW MEETING
3	12/22/10	ADD 1" CABLE TO WIRE LEGEND
4	2/22/11	CHANGES PER ARORA + ES BOULOS COMMENTS
FIRE ALARM SYSTEM PANEL WIRING DETAIL - REMOTE COMMAND CENTER PORTLAND INTERNATIONAL JETPORT 1001 WESTBROOK STREET PORTLAND, MAINE 04102		DRAWN BY: L.SANTORA DATE: 06/28/10 CHECKED BY: A.PRENTISS DATE: 07/23/10 PROJECT NUMBER: 147-951655801 SHEET TITLE: FIRE ALARM SYSTEM PANEL WIRING DETAIL - REMOTE COMM CTR SHEET NUMBER: FA-510 FA-510.dwg

NO.	DATE	REVISION DESCRIPTION	CHD BY
1	9/20/10	CORRECTIONS TO RISER IDENT 'SLC' ISOLA TORS	
2	10/22/10	PROPOSED ADDITION/CHANGES PER REVIEW MEETING	
3	12/22/10	ADD 'P' CABLE TO WIRE LEGEND	
4	2/22/11	CHANGES PER ARORA + ES BOULOS COMMENTS	

NO.	DATE	REVISION DESCRIPTION	CHD BY
1	9/20/10	CORRECTIONS TO RISER IDENT 'SLC' ISOLA TORS	
2	10/22/10	PROPOSED ADDITION/CHANGES PER REVIEW MEETING	
3	12/22/10	ADD 'P' CABLE TO WIRE LEGEND	
4	2/22/11	CHANGES PER ARORA + ES BOULOS COMMENTS	

NO.	DATE	REVISION DESCRIPTION	CHD BY
1	9/20/10	CORRECTIONS TO RISER IDENT 'SLC' ISOLA TORS	
2	10/22/10	PROPOSED ADDITION/CHANGES PER REVIEW MEETING	
3	12/22/10	ADD 'P' CABLE TO WIRE LEGEND	
4	2/22/11	CHANGES PER ARORA + ES BOULOS COMMENTS	

SimplexGrinnell BE SAFE.
 A Tyco International Company
 20 THOMAS DR
 WESTBROOK, ME 04092
 SALES SERVICE: 207-842-6440
 FAX: 207-842-6439
 © 2010 SIMPLEX GRINNELL
 ALL RIGHTS RESERVED

REVISION DESCRIPTION
 CORRECTIONS TO RISER IDENT 'SLC' ISOLA TORS
 PROPOSED ADDITION/CHANGES PER REVIEW MEETING
 ADD 'P' CABLE TO WIRE LEGEND
 CHANGES PER ARORA + ES BOULOS COMMENTS

DRAWN BY: L.SANTORA
 DATE: 06/28/10
 CHECKED BY: A.PRENTISS
 DATE: 07/23/10
 PROJECT NUMBER: 147-951655801
 SHEET TITLE: FIRE ALARM SYSTEM CHARTS & CALCULATIONS
 SHEET NUMBER: FA-601
 FA-601_FA-603.dwg

FIRE ALARM SYSTEM
 CHARTS & CALCULATIONS
 PORTLAND INTERNATIONAL JETPORT
 100 WESTBROOK STREET
 PORTLAND, MAINE 04102

REVISION		DATE	NO.	DESCRIPTION
1	ADD	9/20/10	1	CORRECTIONS TO RISER IDENT 'SLC' ISOLATORS
2	ADD	10/22/10	2	PROPOSED ADDITION/CHANGES PER REVIEW MEETING
3	ADD	12/22/10	3	ADD 'P' CABLE TO WIRE LEGEND
4	ADD	2/22/11	4	CHANGES PER ARORA + ES BOULOS' COMMENTS
5	ADD		5	
6	ADD		6	
7	ADD		7	
8	ADD		8	
9	ADD		9	
10	ADD		10	
11	ADD		11	
12	ADD		12	
13	ADD		13	
14	ADD		14	
15	ADD		15	
16	ADD		16	
17	ADD		17	
18	ADD		18	
19	ADD		19	
20	ADD		20	
21	ADD		21	
22	ADD		22	
23	ADD		23	
24	ADD		24	
25	ADD		25	
26	ADD		26	
27	ADD		27	
28	ADD		28	
29	ADD		29	
30	ADD		30	
31	ADD		31	
32	ADD		32	
33	ADD		33	
34	ADD		34	
35	ADD		35	
36	ADD		36	
37	ADD		37	
38	ADD		38	
39	ADD		39	
40	ADD		40	
41	ADD		41	
42	ADD		42	
43	ADD		43	
44	ADD		44	
45	ADD		45	
46	ADD		46	
47	ADD		47	
48	ADD		48	
49	ADD		49	
50	ADD		50	
51	ADD		51	
52	ADD		52	
53	ADD		53	
54	ADD		54	
55	ADD		55	
56	ADD		56	
57	ADD		57	
58	ADD		58	
59	ADD		59	
60	ADD		60	
61	ADD		61	
62	ADD		62	
63	ADD		63	
64	ADD		64	
65	ADD		65	
66	ADD		66	
67	ADD		67	
68	ADD		68	
69	ADD		69	
70	ADD		70	
71	ADD		71	
72	ADD		72	
73	ADD		73	
74	ADD		74	
75	ADD		75	
76	ADD		76	
77	ADD		77	
78	ADD		78	
79	ADD		79	
80	ADD		80	
81	ADD		81	
82	ADD		82	
83	ADD		83	
84	ADD		84	
85	ADD		85	
86	ADD		86	
87	ADD		87	
88	ADD		88	
89	ADD		89	
90	ADD		90	
91	ADD		91	
92	ADD		92	
93	ADD		93	
94	ADD		94	
95	ADD		95	
96	ADD		96	
97	ADD		97	
98	ADD		98	
99	ADD		99	
100	ADD		100	

SimplexGrinnell BE SAFE.
A Tyco International Company
20 THOMAS DR
WESTBROOK, ME 04092
SALES SERVICE: 207-842-6440
FAX: 207-842-6439
© 2010 SIMPLEXGRINNELL P
ALL RIGHTS RESERVED

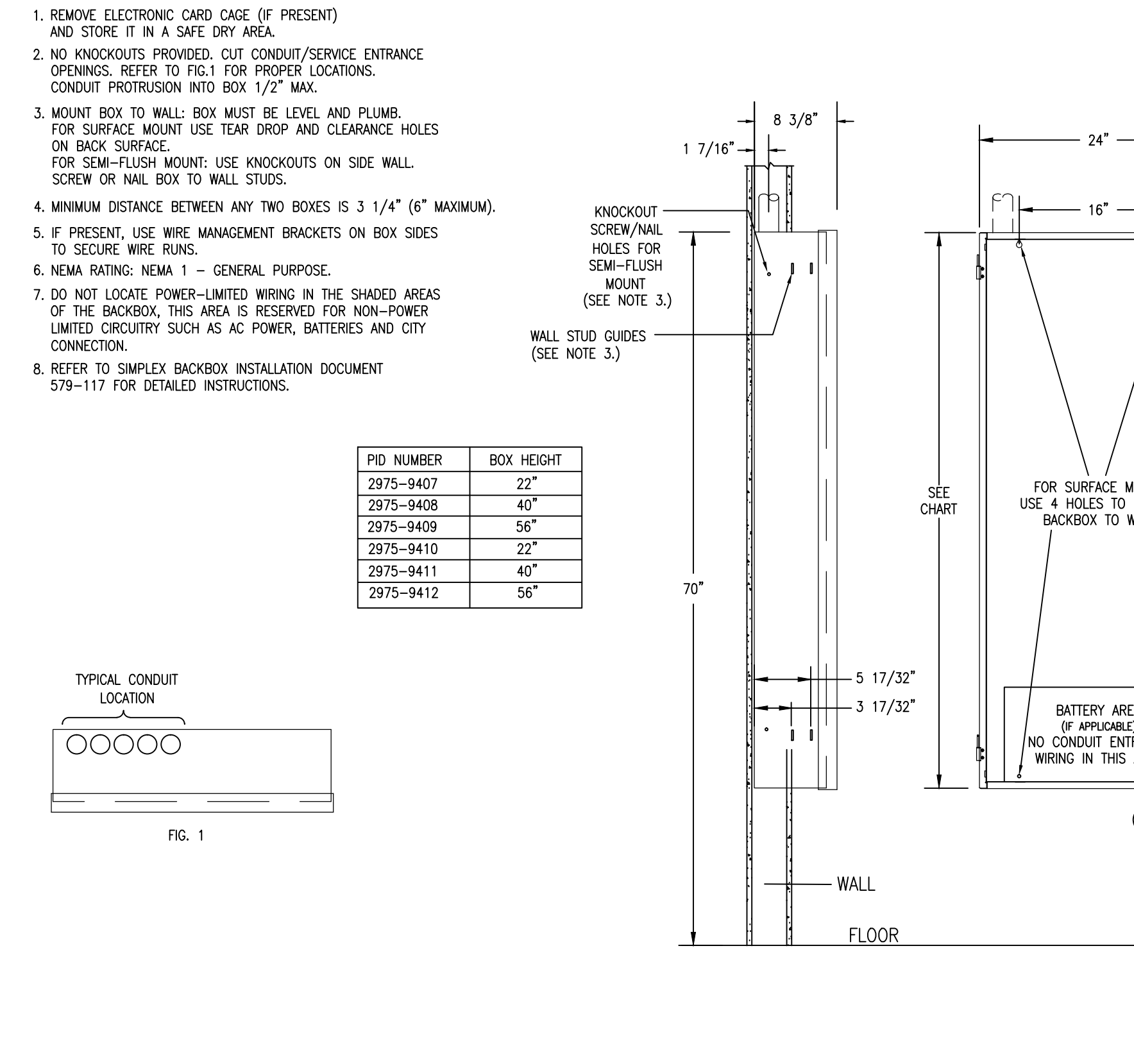
CHD BY: [REDACTED]
REVISION DESCRIPTION: [REDACTED]
DATE: 9/20/10
NO.: 1
DESCRIPTION: CORRECTIONS TO RISER IDENT 'SLC' ISOLATORS

DRAWN BY: L.SANTORA
DATE: 06/28/10
CHECKED BY: A.PRENTISS
DATE: 07/23/10
PROJECT NUMBER: 147-951655801
SHEET TITLE: FIRE ALARM SYSTEM CHARTS & CALCULATIONS
SHEET NUMBER: FA-603
PORTLAND INTERNATIONAL JETPORT
100 WESTBROOK STREET
PORTLAND, MAINE 04102
FA-601_FA-603.dwg

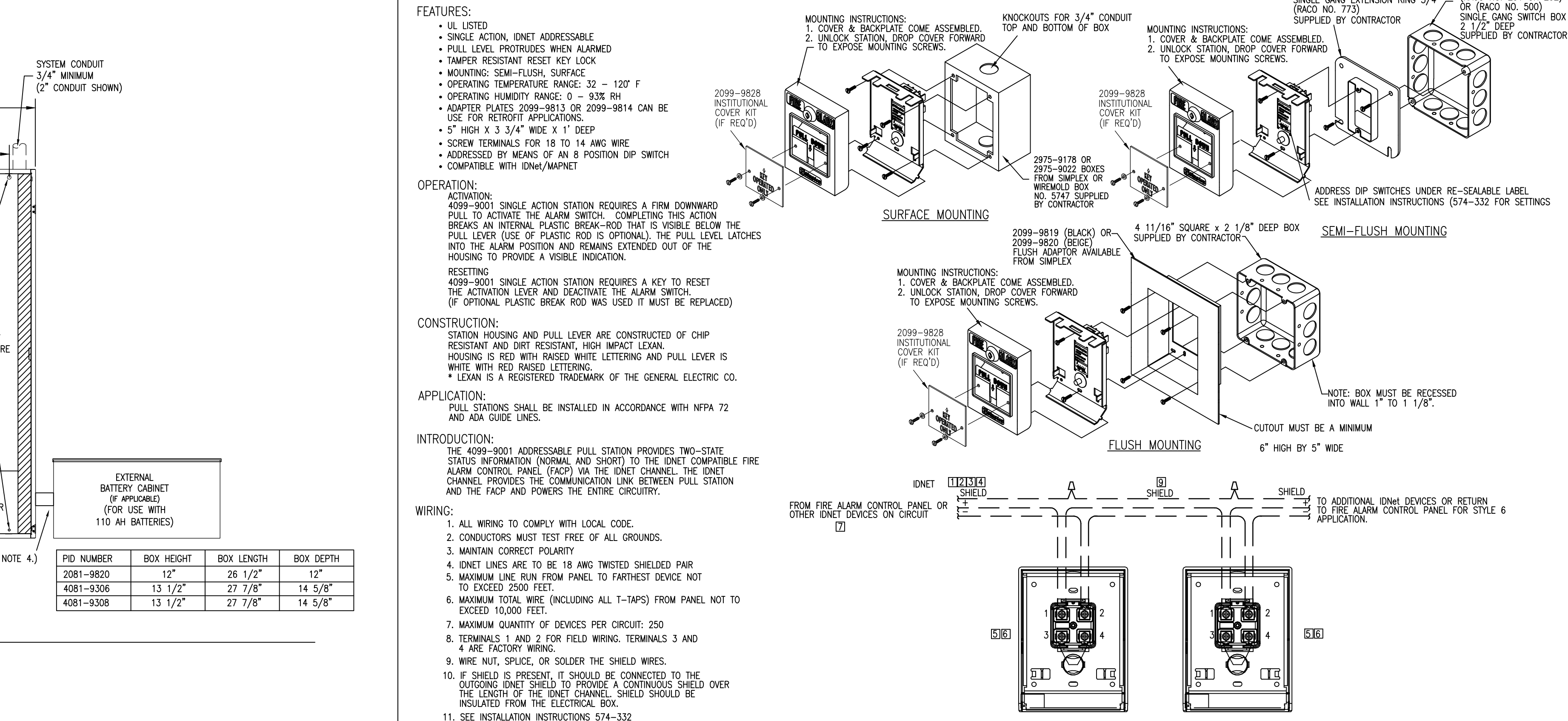
END-OF-LINE RESISTOR CODES

Table with columns: MODEL, REFERENCE NUMBER, OHMS, 1ST BAND, 2ND BAND, 3RD BAND, 4TH BAND, 5TH BAND, WATTS, CIRCUIT TYPE, FIRE ALARM PANEL/MODULE. Lists various resistor codes and their corresponding panel modules.

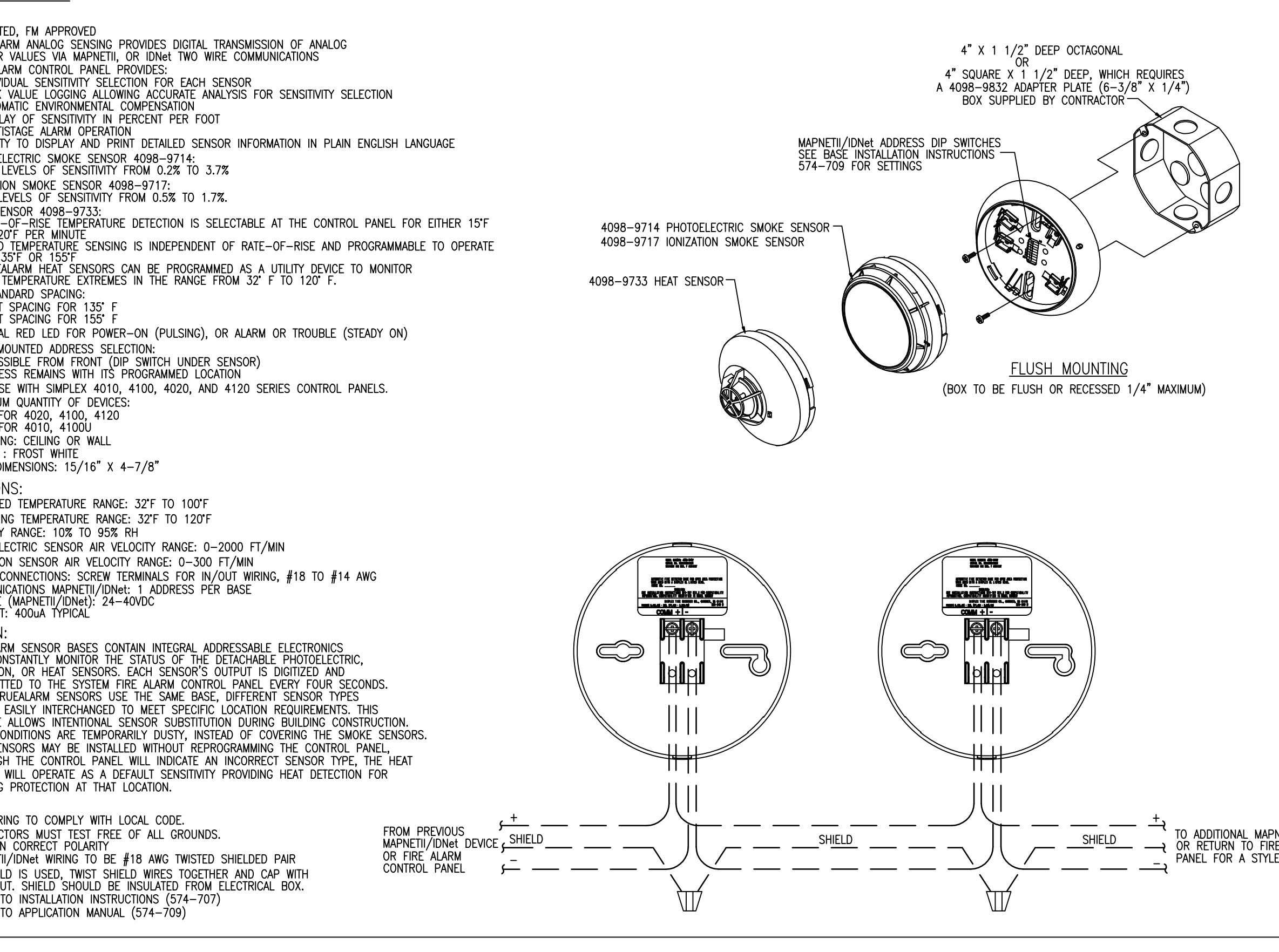
4100U BACKBOX INSTALLATION



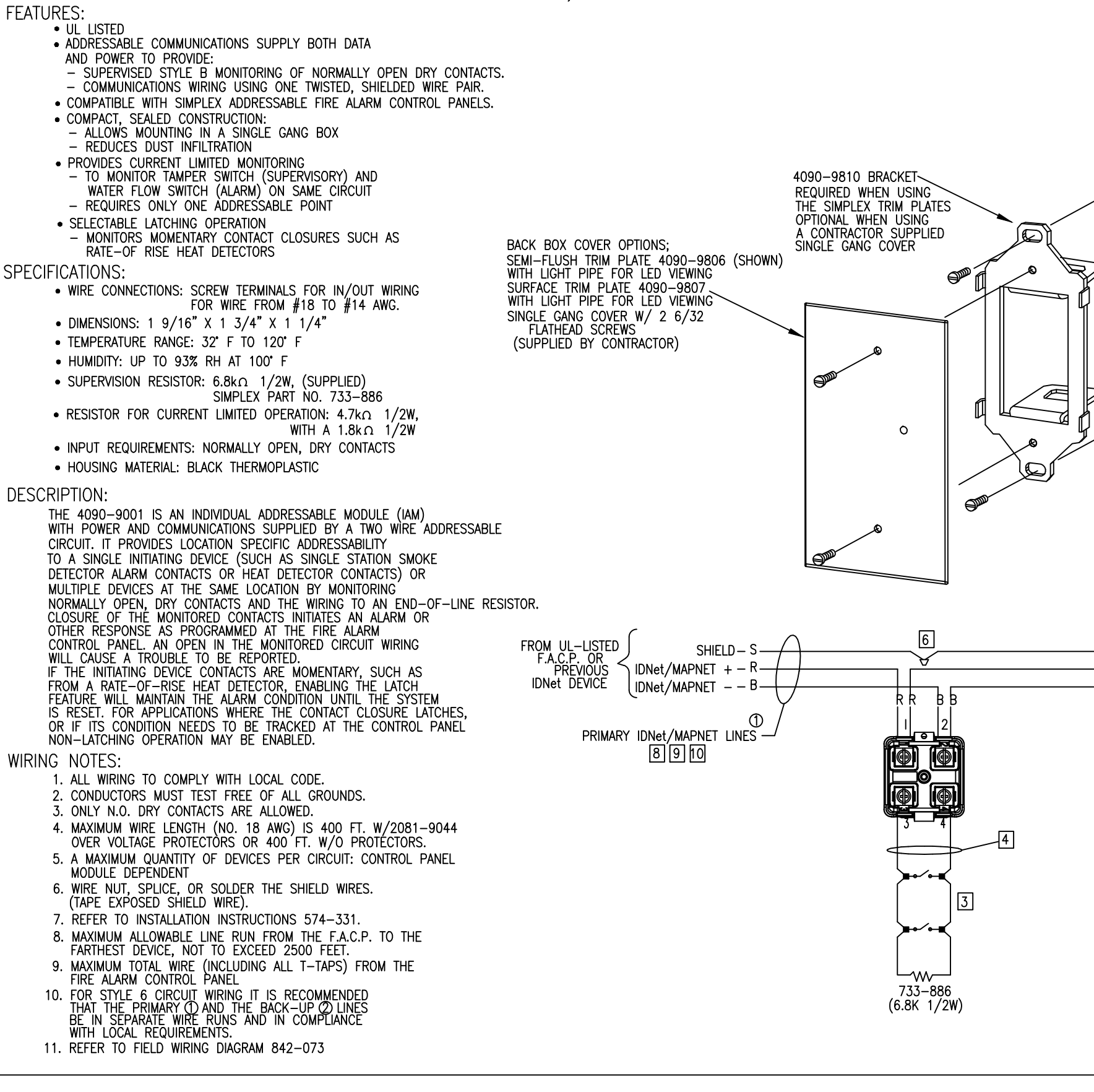
4099-9001 SINGLE ACTION IDNET ADDRESSABLE STATION



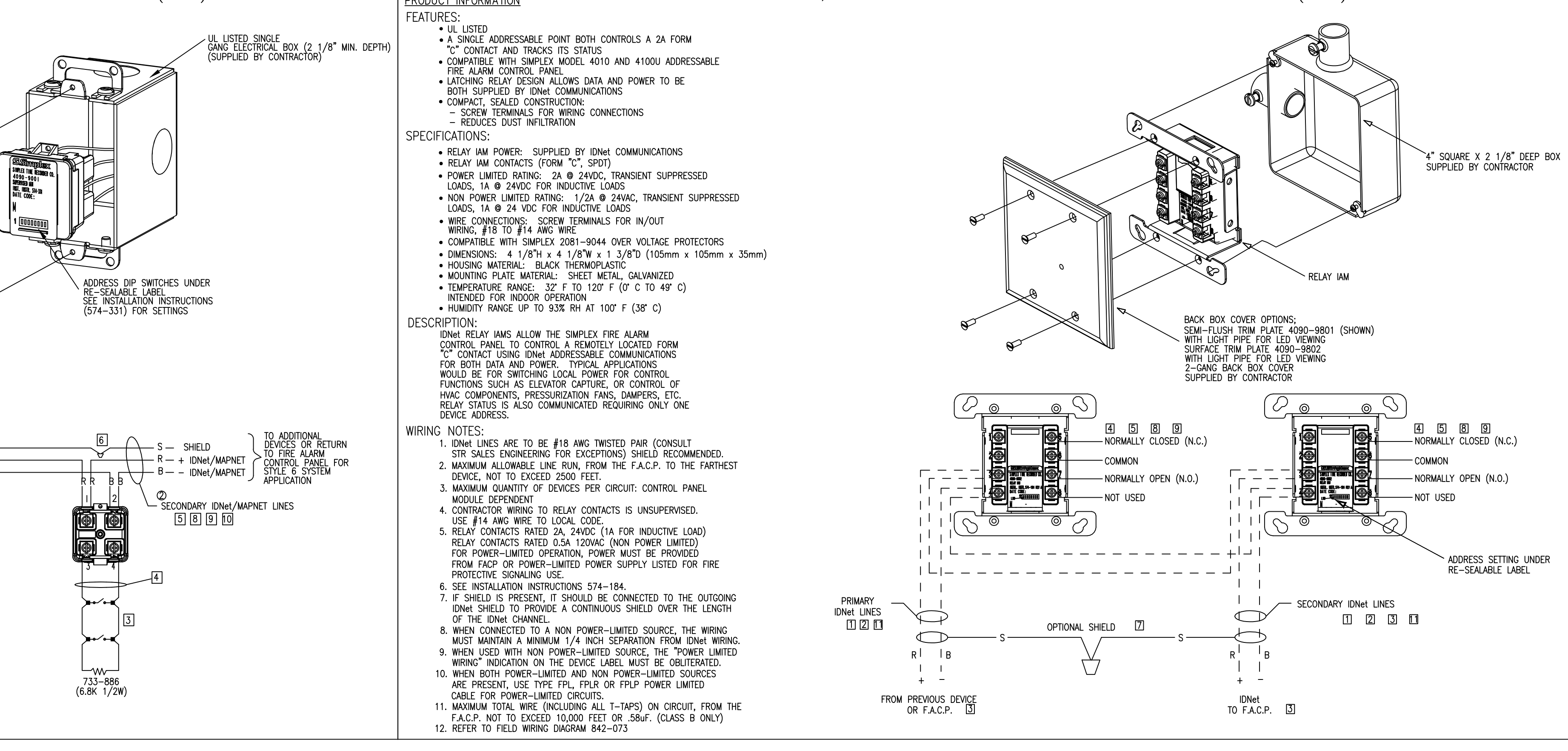
4098-9792 STANDARD SENSOR BASE



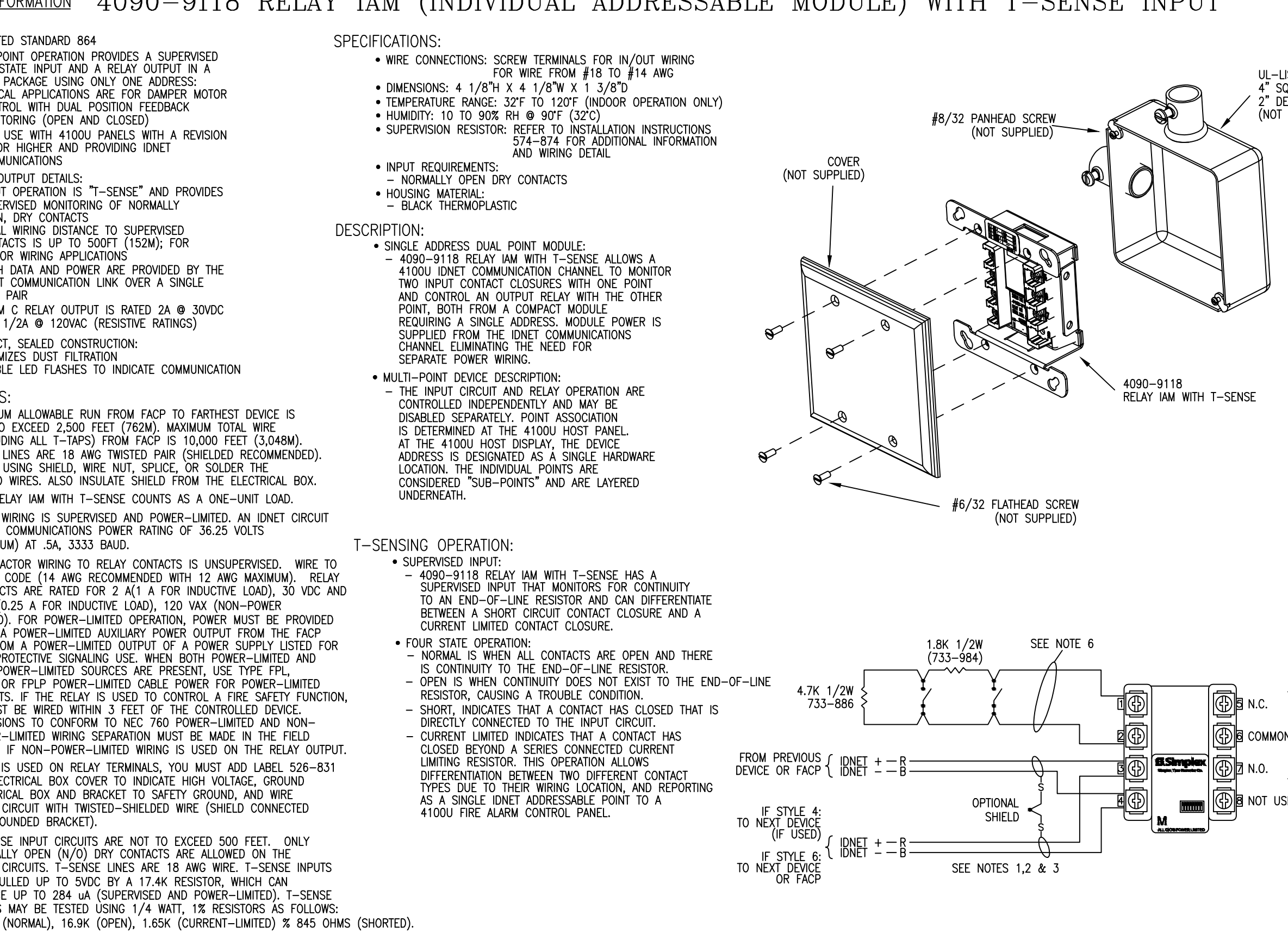
4090-9001 IDNET, SUPERVISED INDIVIDUAL ADDRESSABLE MODULE (IAM)



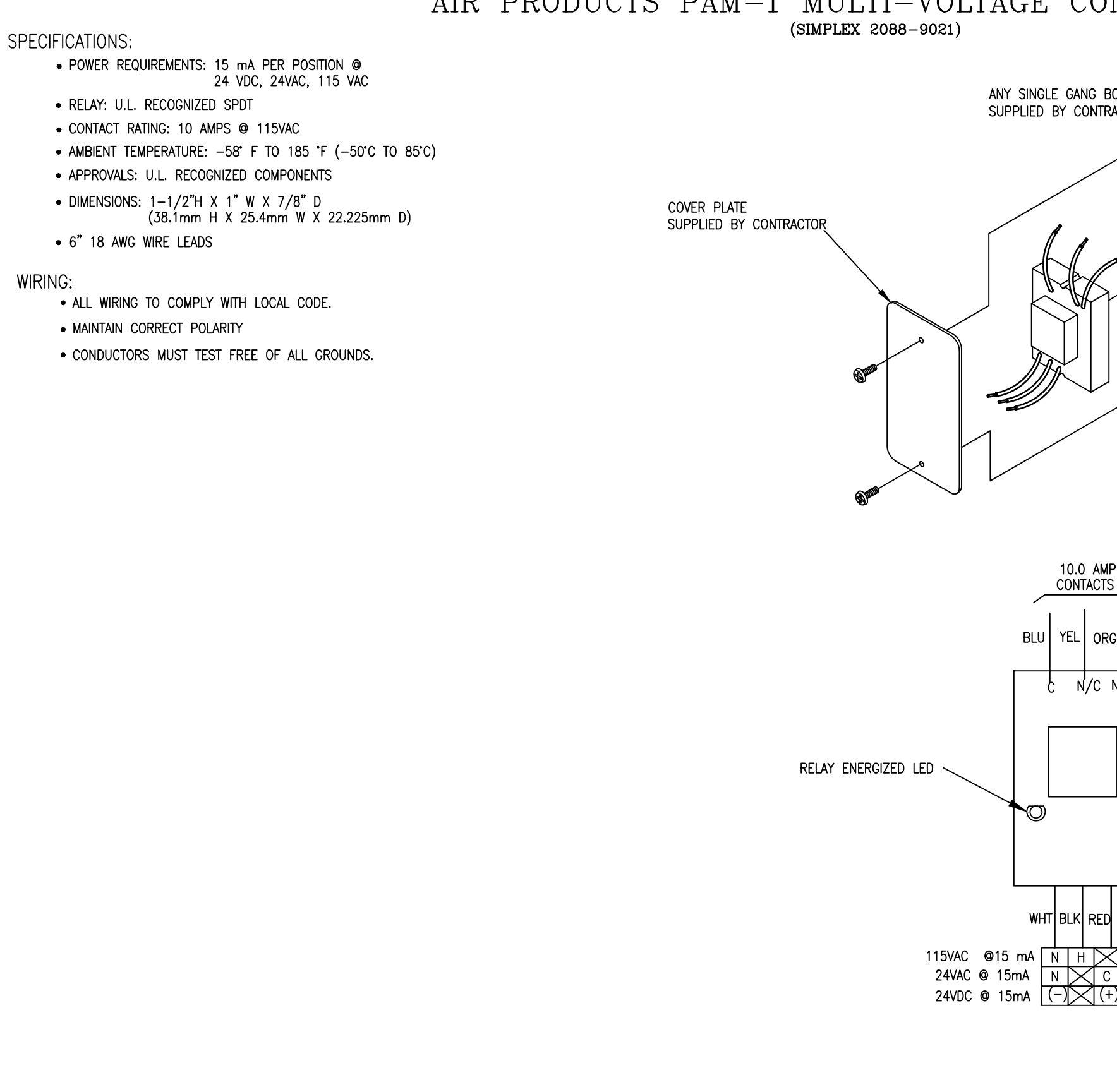
4090-9002 IDNET, INDIVIDUAL ADDRESSABLE MODULE RELAY (IAM)



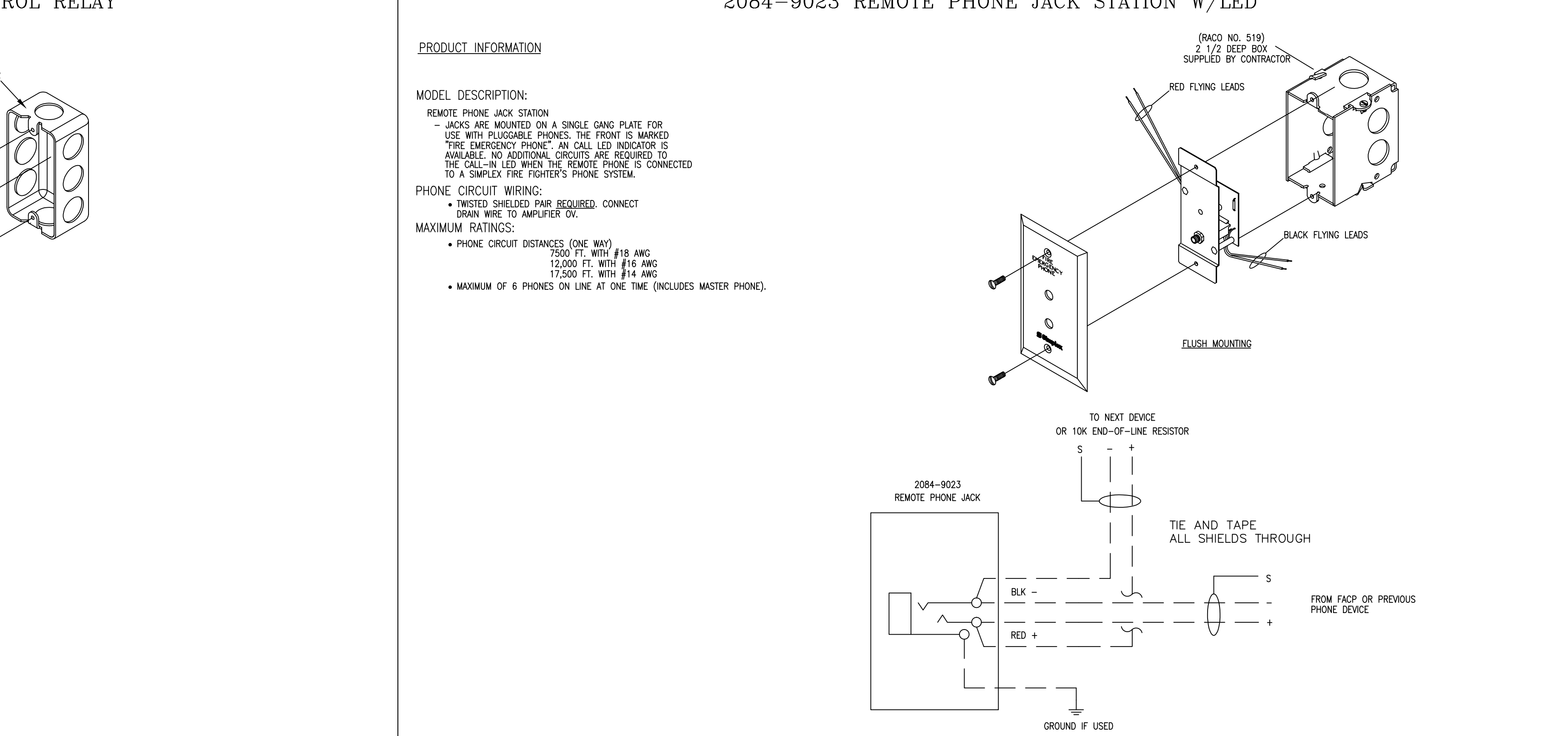
4090-9118 RELAY IAM (INDIVIDUAL ADDRESSABLE MODULE) WITH T-SENSE INPUT



AIR PRODUCTS PAM-1 MULTI-VOLTAGE CONTROL RELAY



2084-9023 REMOTE PHONE JACK STATION W/L ED



Complex block containing company information (SimplexGrinnell), project details (DATE, NO., CORRECTIONS), revision history, and drawing information (DRAWN BY, DATE, CHECKED BY, DATE, PROJECT NUMBER, SHEET NUMBER).

TrueAlert™ ADDRESSABLE (STYLE 6) SPEAKER/VISIBLE NOTIFICATION APPLIANCES 4906 SERIES

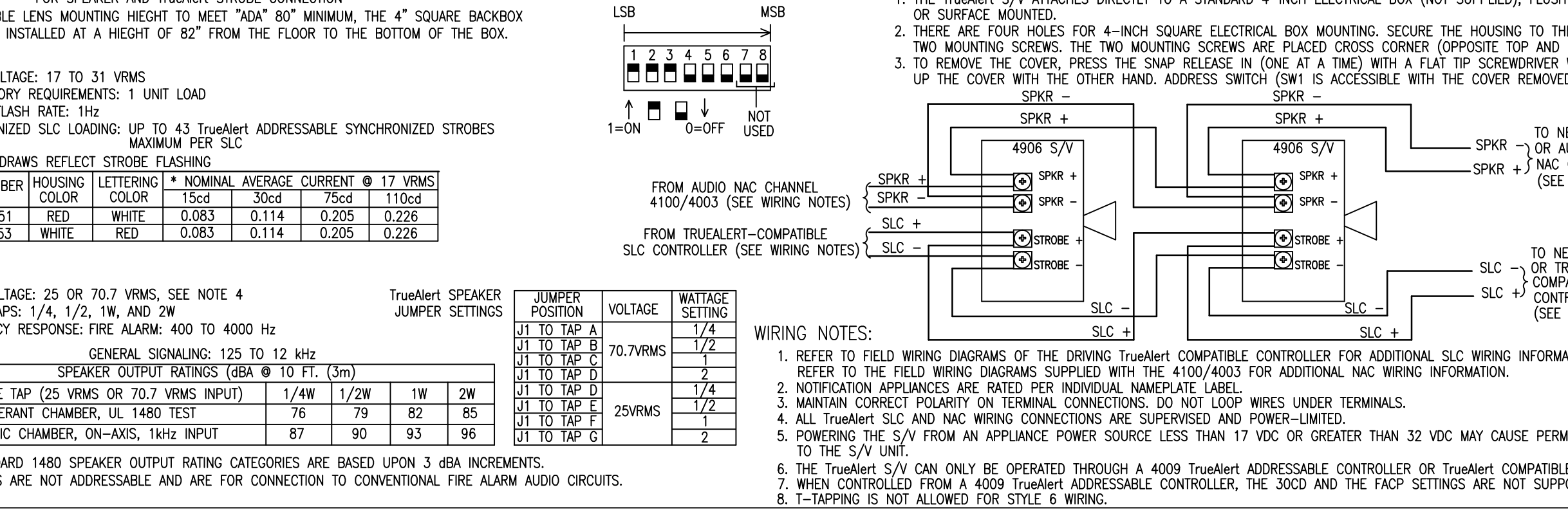
PRODUCT INFORMATION

FEATURES:

- UL LISTED TO STANDARD 1459
- MAGNETIC SHIELDING
- RESISTANT TO LIQUID SPILLS
- ADJUSTABLE VOLUME CONTROL
- REVERSE POLARITY PROTECTION
- DESIGNED SPECIFICALLY FOR SIMPLEX FIRE ALARM CIRCUITS
- PROTECTS TWO WIRE CIRCUITS AND SHIELD
- COMPATIBLE WITH THE REQUIREMENTS OF ARTICLE 608 OF THE 1999 NATIONAL ELECTRICAL CODE (NFPA 70)

GENERAL SPECIFICATIONS:

- VOLTAJE: 24VDC
- TEMPERATURE RANGE: 32° TO 122° F (0° TO 50° C)
- RELATIVE HUMIDITY: 10% TO 90% NON-CONDENSING
- SEMI-FLUSH MOUNTING
- HEIGHT: 2-1/2" (63.5mm)
- DEPTH: 2-1/2" (63.5mm)



TrueAlert™ (STYLE 6) SPEAKER/VISIBLE NOTIFICATION APPLIANCES 4906 SERIES

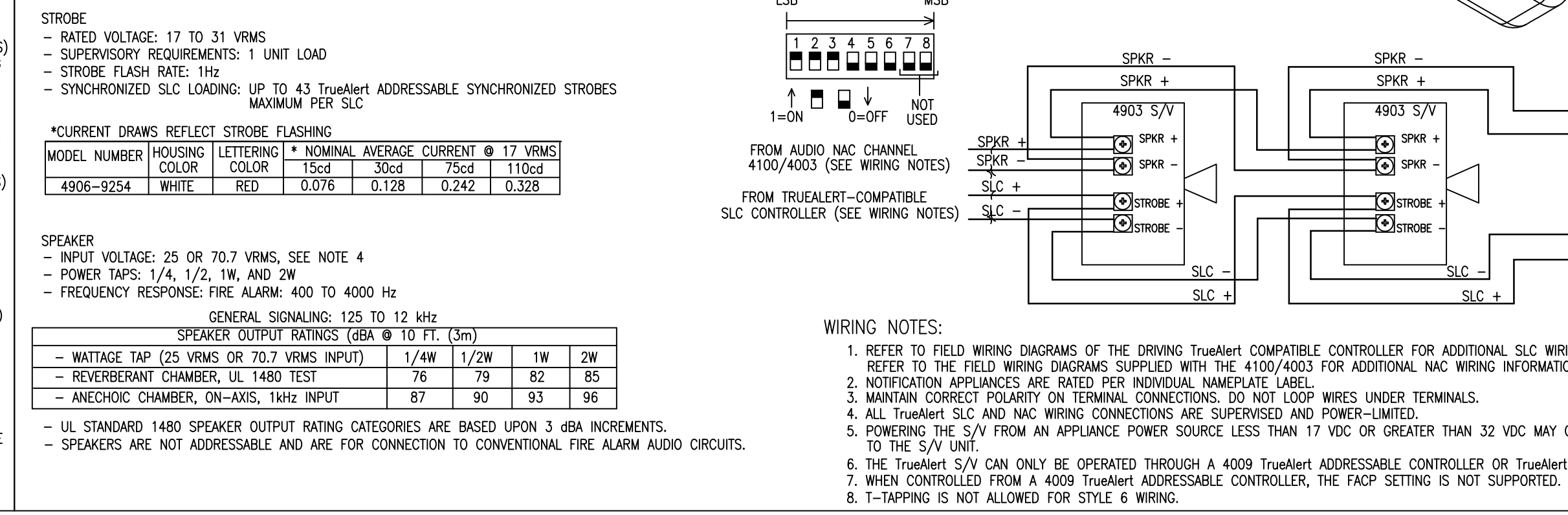
PRODUCT INFORMATION

FEATURES:

- UL LISTED TO STANDARD 1459
- ADJUSTABLE VOLUME CONTROL
- REVERSE POLARITY PROTECTION
- DESIGNED SPECIFICALLY FOR SIMPLEX FIRE ALARM CIRCUITS
- PROTECTS TWO WIRE CIRCUITS AND SHIELD
- COMPATIBLE WITH THE REQUIREMENTS OF ARTICLE 608 OF THE 1999 NATIONAL ELECTRICAL CODE (NFPA 70)

GENERAL SPECIFICATIONS:

- VOLTAJE: 24VDC
- TEMPERATURE RANGE: 32° TO 122° F (0° TO 50° C)
- RELATIVE HUMIDITY: 10% TO 90% NON-CONDENSING
- SEMI-FLUSH MOUNTING
- HEIGHT: 2-1/2" (63.5mm)
- DEPTH: 2-1/2" (63.5mm)



TrueAlert™ ADDRESSABLE (STYLE 6) VISIBLE NOTIFICATION APPLIANCES 4906 SERIES

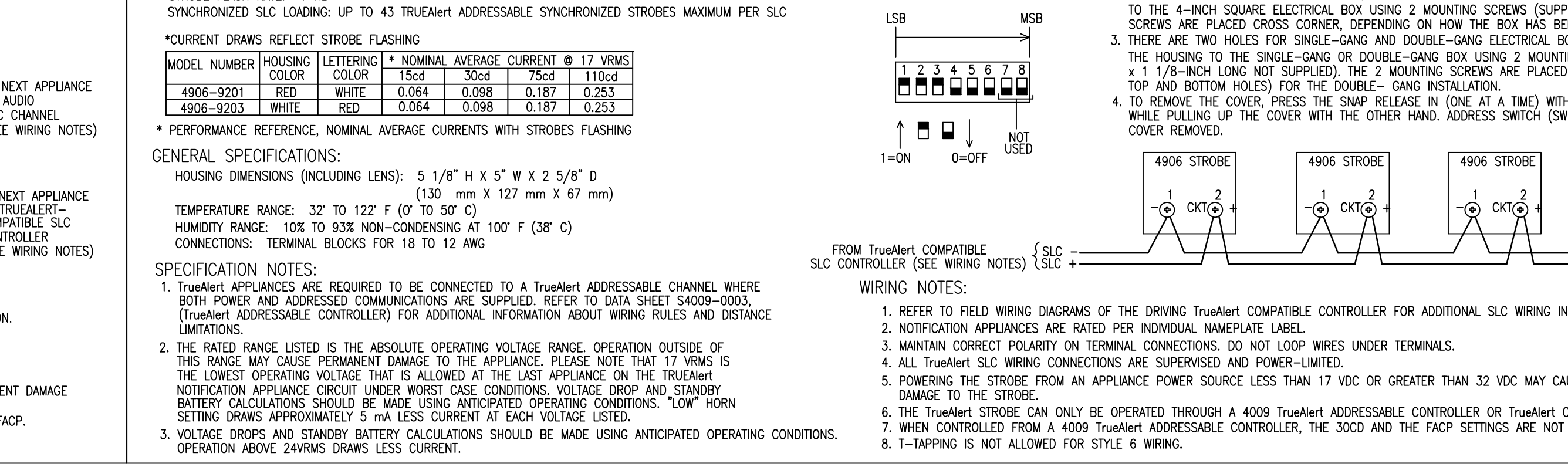
PRODUCT INFORMATION

FEATURES:

- UL LISTED TO STANDARD 1459
- ADJUSTABLE VOLUME CONTROL
- REVERSE POLARITY PROTECTION
- DESIGNED SPECIFICALLY FOR SIMPLEX FIRE ALARM CIRCUITS
- PROTECTS TWO WIRE CIRCUITS AND SHIELD
- COMPATIBLE WITH THE REQUIREMENTS OF ARTICLE 608 OF THE 1999 NATIONAL ELECTRICAL CODE (NFPA 70)

GENERAL SPECIFICATIONS:

- VOLTAJE: 24VDC
- TEMPERATURE RANGE: 32° TO 122° F (0° TO 50° C)
- RELATIVE HUMIDITY: 10% TO 90% NON-CONDENSING
- SEMI-FLUSH MOUNTING
- HEIGHT: 2-1/2" (63.5mm)
- DEPTH: 2-1/2" (63.5mm)



4098-9756 ADDRESSABLE 4-WIRE DUCT SENSOR MAPNET II/IdNet WITH 24VDC RELAY

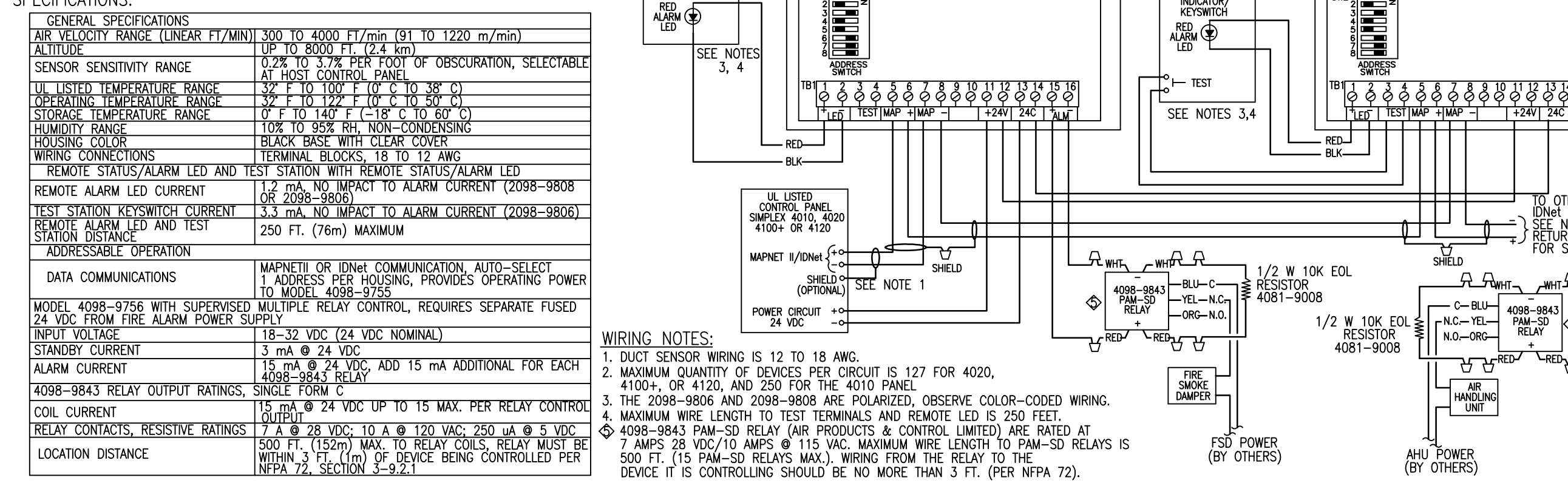
PRODUCT INFORMATION

FEATURES:

- UL LISTED TO STANDARD 1459
- RESISTANT TO LIQUID SPILLS
- ADJUSTABLE VOLUME CONTROL
- REVERSE POLARITY PROTECTION
- DESIGNED SPECIFICALLY FOR SIMPLEX FIRE ALARM CIRCUITS
- PROTECTS TWO WIRE CIRCUITS AND SHIELD
- COMPATIBLE WITH THE REQUIREMENTS OF ARTICLE 608 OF THE 1999 NATIONAL ELECTRICAL CODE (NFPA 70)

GENERAL SPECIFICATIONS:

- VOLTAJE: 24VDC
- TEMPERATURE RANGE: 32° TO 122° F (0° TO 50° C)
- RELATIVE HUMIDITY: 10% TO 90% NON-CONDENSING
- SEMI-FLUSH MOUNTING
- HEIGHT: 2-1/2" (63.5mm)
- DEPTH: 2-1/2" (63.5mm)



2098-9806 REMOTE ALARM INDICATOR/KEY SWITCH

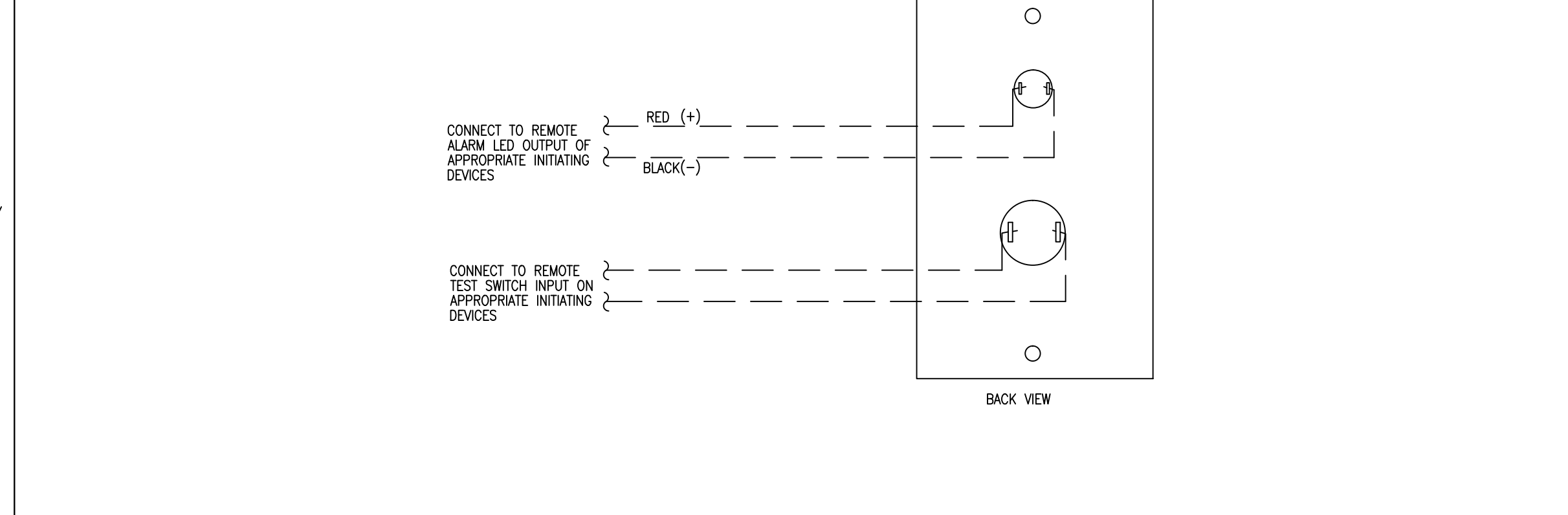
PRODUCT INFORMATION

FEATURES:

- UL LISTED TO STANDARD 1459
- ADJUSTABLE VOLUME CONTROL
- REVERSE POLARITY PROTECTION
- DESIGNED SPECIFICALLY FOR SIMPLEX FIRE ALARM CIRCUITS
- PROTECTS TWO WIRE CIRCUITS AND SHIELD
- COMPATIBLE WITH THE REQUIREMENTS OF ARTICLE 608 OF THE 1999 NATIONAL ELECTRICAL CODE (NFPA 70)

GENERAL SPECIFICATIONS:

- VOLTAJE: 24VDC
- TEMPERATURE RANGE: 32° TO 122° F (0° TO 50° C)
- RELATIVE HUMIDITY: 10% TO 90% NON-CONDENSING
- SEMI-FLUSH MOUNTING
- HEIGHT: 2-1/2" (63.5mm)
- DEPTH: 2-1/2" (63.5mm)



AIR PRODUCTS PAM-SD 24VDC POLARIZED RELAY MODULE

PRODUCT INFORMATION

FEATURES:

- UL LISTED TO STANDARD 1459
- ADJUSTABLE VOLUME CONTROL
- REVERSE POLARITY PROTECTION
- DESIGNED SPECIFICALLY FOR SIMPLEX FIRE ALARM CIRCUITS
- PROTECTS TWO WIRE CIRCUITS AND SHIELD
- COMPATIBLE WITH THE REQUIREMENTS OF ARTICLE 608 OF THE 1999 NATIONAL ELECTRICAL CODE (NFPA 70)

GENERAL SPECIFICATIONS:

- VOLTAJE: 24VDC
- TEMPERATURE RANGE: 32° TO 122° F (0° TO 50° C)
- RELATIVE HUMIDITY: 10% TO 90% NON-CONDENSING
- SEMI-FLUSH MOUNTING
- HEIGHT: 2-1/2" (63.5mm)
- DEPTH: 2-1/2" (63.5mm)



2081-9044 OVERVOLTAGE PROTECTOR

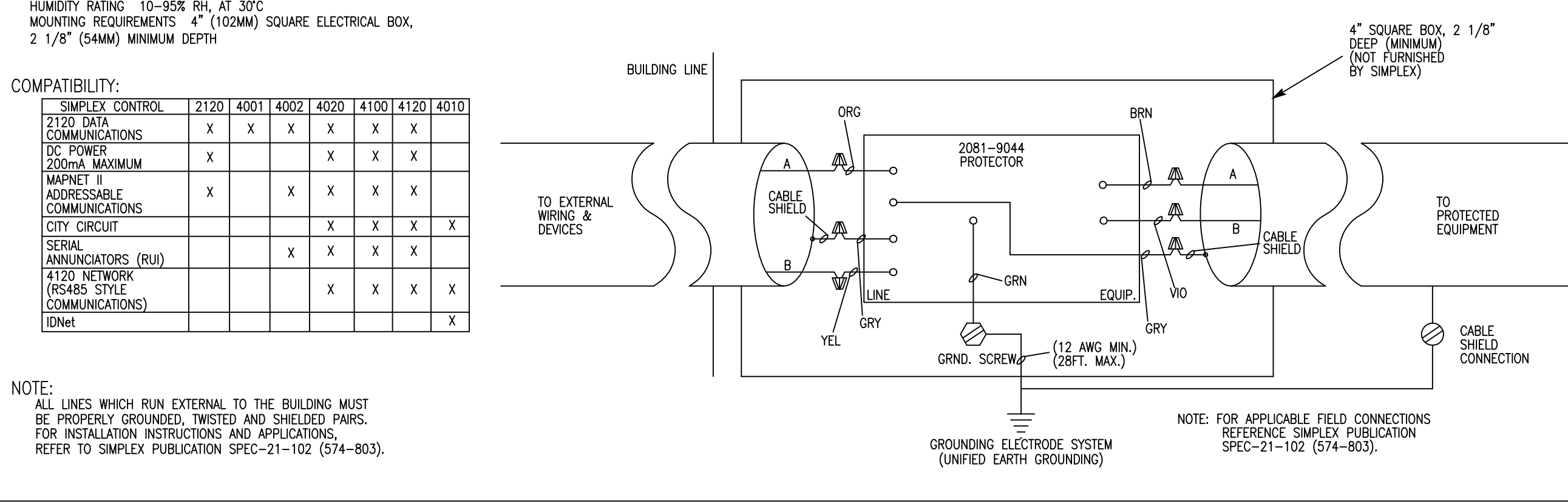
PRODUCT INFORMATION

FEATURES:

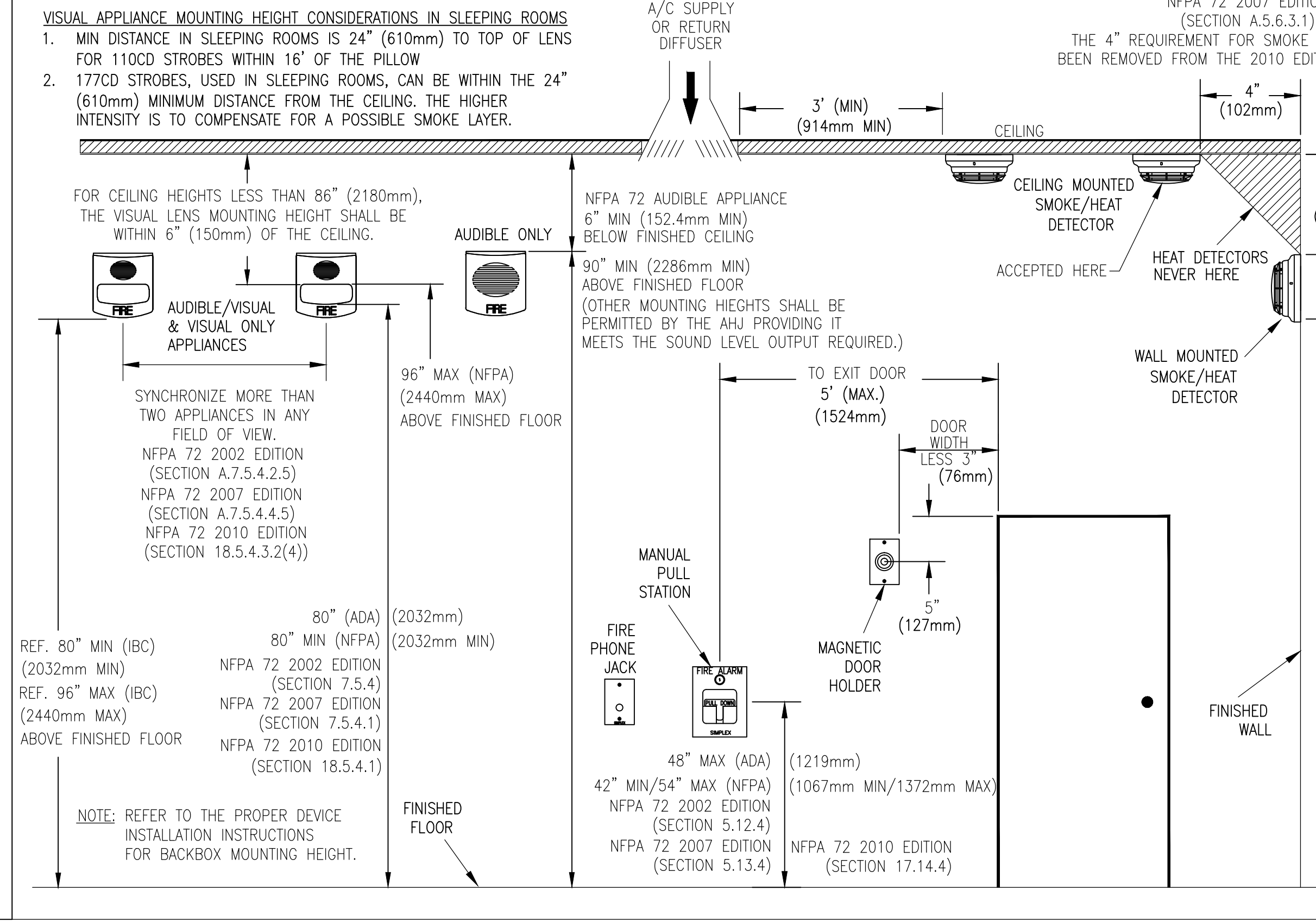
- UL LISTED TO STANDARD 1459
- RESISTANT TO LIQUID SPILLS
- ADJUSTABLE VOLUME CONTROL
- REVERSE POLARITY PROTECTION
- DESIGNED SPECIFICALLY FOR SIMPLEX FIRE ALARM CIRCUITS
- PROTECTS TWO WIRE CIRCUITS AND SHIELD
- COMPATIBLE WITH THE REQUIREMENTS OF ARTICLE 608 OF THE 1999 NATIONAL ELECTRICAL CODE (NFPA 70)

GENERAL SPECIFICATIONS:

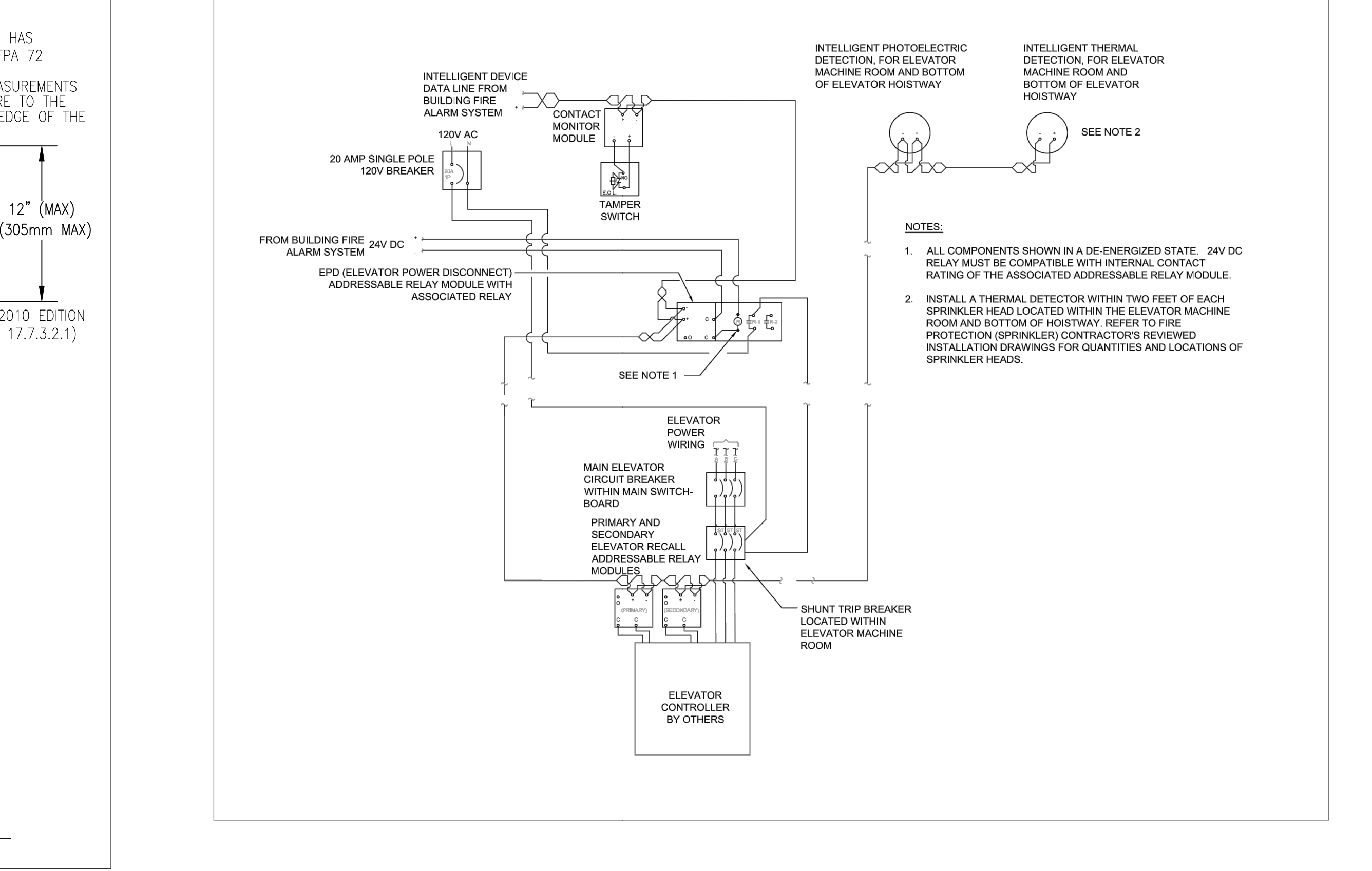
- VOLTAJE: 24VDC
- TEMPERATURE RANGE: 32° TO 122° F (0° TO 50° C)
- RELATIVE HUMIDITY: 10% TO 90% NON-CONDENSING
- SEMI-FLUSH MOUNTING
- HEIGHT: 2-1/2" (63.5mm)
- DEPTH: 2-1/2" (63.5mm)



DEVICE MOUNTING HEIGHTS (PER NFPA 72)



TYPICAL ELEVATOR SHUNT TRIP DETAIL



SimplexGrinnell BE SAFE.

A Tyco International Company

20 THOMAS DR WESTBROOK, ME 04092

SALES SERVICE FAX: 207-842-6440 207-842-6440 207-842-6439

© 2016 SIMPLEXGRINNELL P.A. ALL RIGHTS RESERVED.

NO.	DATE	REVISION/DESCRIPTION
1	9/20/10	CORRECTIONS TO RISER IDNET SLC ISOLATORS
2	10/22/10	PROPOSED ADDITION/CHANGES PER REVIEW MEETING
3	12/22/10	ADD "P" CABLE TO WIRE LEGEND
4	2/22/11	CHANGES PER ARORA + ES BULLOS COMMENTS

FIRE ALARM SYSTEM

TYPICAL DEVICE WIRING

PORTLAND INTERNATIONAL JETPORT

100 WESTBROOK STREET
PORTLAND, MAINE 04102

DRAWN BY: L.SANTORA DATE: 06/28/10

CHECKED BY: A.PRENTISS DATE: 07/23/10

PROJECT NUMBER: 147-951655801

SHEET NUMBER: FIRE ALARM SYSTEM TYPICAL DEVICE WIRING

FA-702

FA-702.dwg