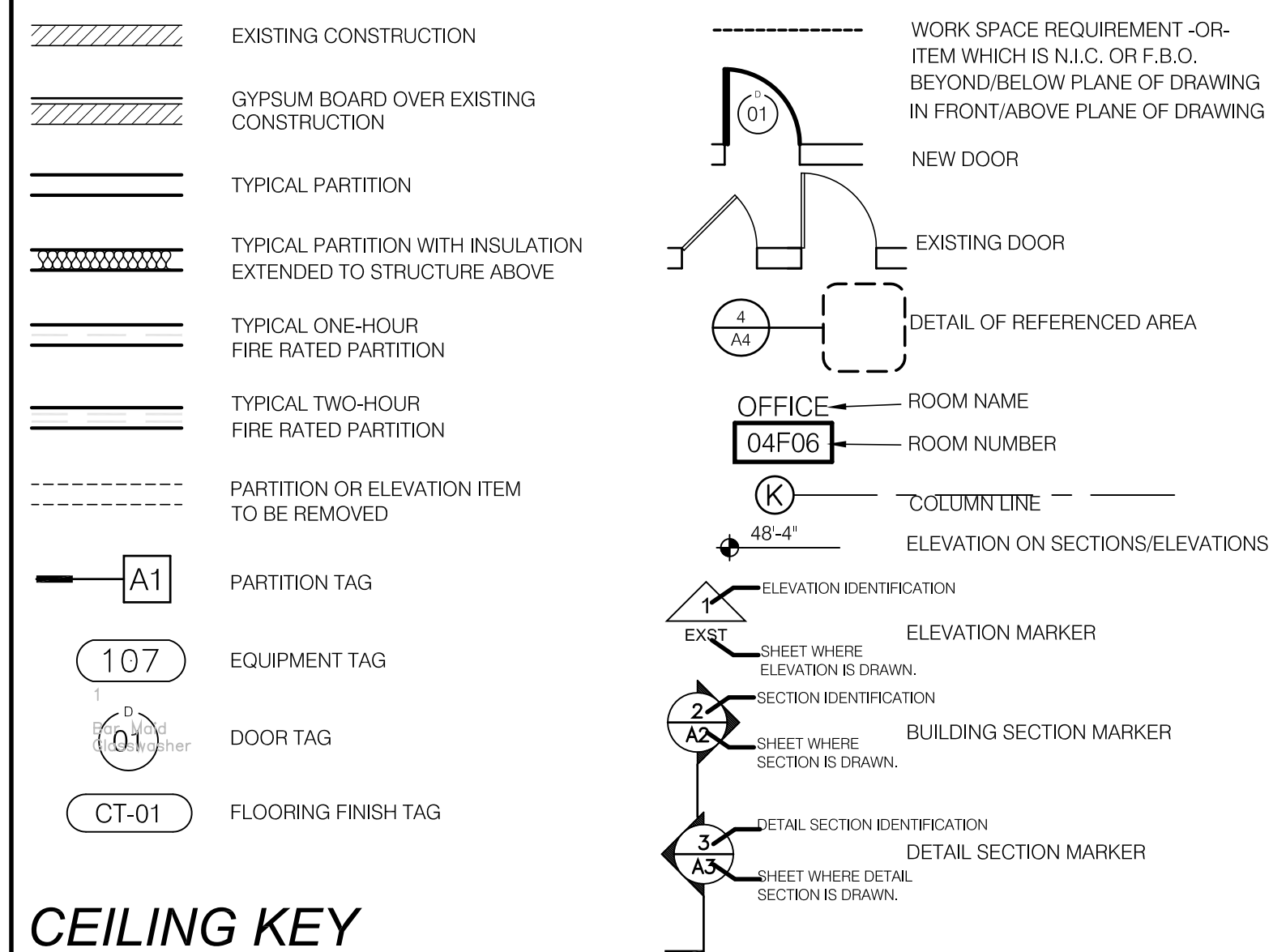
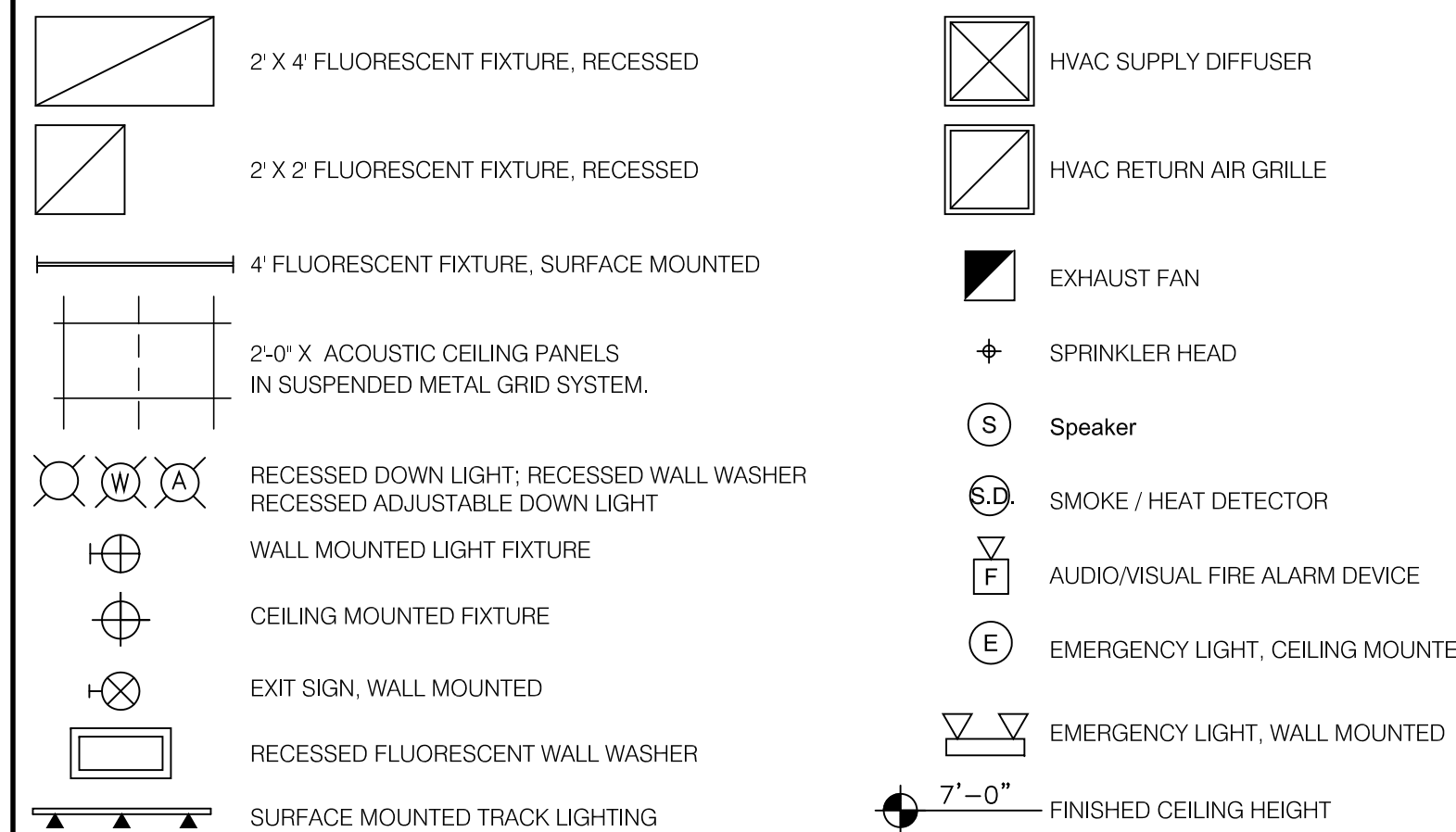


DRAWING KEY



CEILING KEY



GENERAL NOTES:

- Contractor shall coordinate fixture/sprinkler/wall placement, relocation and/or removal with Aviation personnel.
- Work hours shall be approved by Aviation Administration (off hours).
- All permits for building, electrical, sprinkler, etc. must be obtained before construction starts.
- Pre-construction meeting must be scheduled before work starts.
- N/A.
- Contractor shall not park or leave vehicles at the Terminal curb unattended.
- Contractor must furnish a covered container for debris removal or use other approved method of waste removal.
- Enclose the work area with a temporary security wall partition if required, include the following:
 - Use 5/8" GWB, fire-rated, w/ metal studs
 - Ensure straight wall alignment and workmanlike finish
 - Brace wall without anchoring into or marking existing flooring; hide bracing
 - Not used
 - Paint neutral, and mark corners w/ warning strip; obtain approval for any applied graphics
 - On the public side, install vinyl base cove at the floor level
 - Install an access door with a metal frame and provide locking hardware
 - Provide signage on inside of access door to read: **KEEP DOORS CLOSED AT ALL TIMES. CLEAN SHOES BEFORE LEAVING**
 - Provide floor mats on inside of access doors to clean shoes and boots
 - Keep all tools and materials inside of work area enclosure- NO EXCEPTIONS
 - Work area enclosures are not to be removed unless the site is 100% completed, inspected and the removal is approved by Aviation personnel
- Area delivery gates and all access doorways shall include locks
- Additional signage may be the responsibility of the tenant/contractor if need to replace blocked and/or hidden signs or to clarify access way find during construction.
- Contractor shall coordinate as-built requirements, or record drawings, with Airport's tenant standards. Contractor's field mark-ups are not adequate.
- Contractor shall provide a fire/moisture seal for all floor and/or ceiling penetrations of pipe/duct/conduit; coordinate locations with existing structure
- Not used.
- Contractor shall assure access to above ceiling valves and equipment at completion of work
- Contractor shall repair any disturbed fire-resistant coatings on joists, columns, beams or flooring
- All GWB shall be a minimum of 5/8" thick, fire-resistant type X
- All employees to be either properly badged or escorted
- All glass to be laminated (w/ possible exception of refrigerated food display cases)
- All plywood to be treated with fire retardant.

ELECTRICAL & COMMUNICATIONS NOTES:

- Label all electrical panels, J-boxes, transformers, disconnect switches, and other equipment w/engraved vinyl nameplates. Mark conduit runs at transitions at every 50 ft, min, but at least once per run.
- Provide new or revised typed panel circuit cards for existing and new panels.
- Wire must be color coded by phase per standard color coding system, req'd, on all new or altered work.
- All electrical work over suspended ceilings shall be EMT. Whip connections shall be less than 6 ft. Do not lay or support conduit on ceiling or on other utilities. Short pieces of Greenfield may be used over plastered ceilings and/or fished in walls.
- Do not use type AC and MC and/or MM and NMC cables, excepting for existing perimeter walls.
- Minimum conduit size shall be 3/2"
- Label communications devices with user and function, place all cable/wiring in conduit, raceway, or cable tray. Do not support conduit or wire on suspended ceilings.
- Provide signs on panel covers or frames stating requirement to maintain a distance of 36" clear for equipment, furniture, or stored materials.

FIRE DEPARTMENT NOTES:

- The scope of work must comply with all applicable State Building and Fire Codes. General Contractor shall secure the required Building, Plumbing and Electrical Permits.
- The area is to have 100% automatic sprinkler protection. Contractor to submit required stamped shop drawings and secure a Sprinkler Alteration Permit.
- Tenant shall regulate onsite storage so that storage is not within 18 inches of sprinkler heads.
- Provide engraved vinyl signs on panel coverings or frames stating: Maintain 36" clear distance to panel from equipment, furniture, and stored material
- Obtain welding and hot work permit from fire department
- Ensure appropriate fire alarm devices are extended into this tenant area.
- Connect emergency lighting and required exit signs to Building Emergency Electrical Circuits.

PROJECT



Great American Bagel

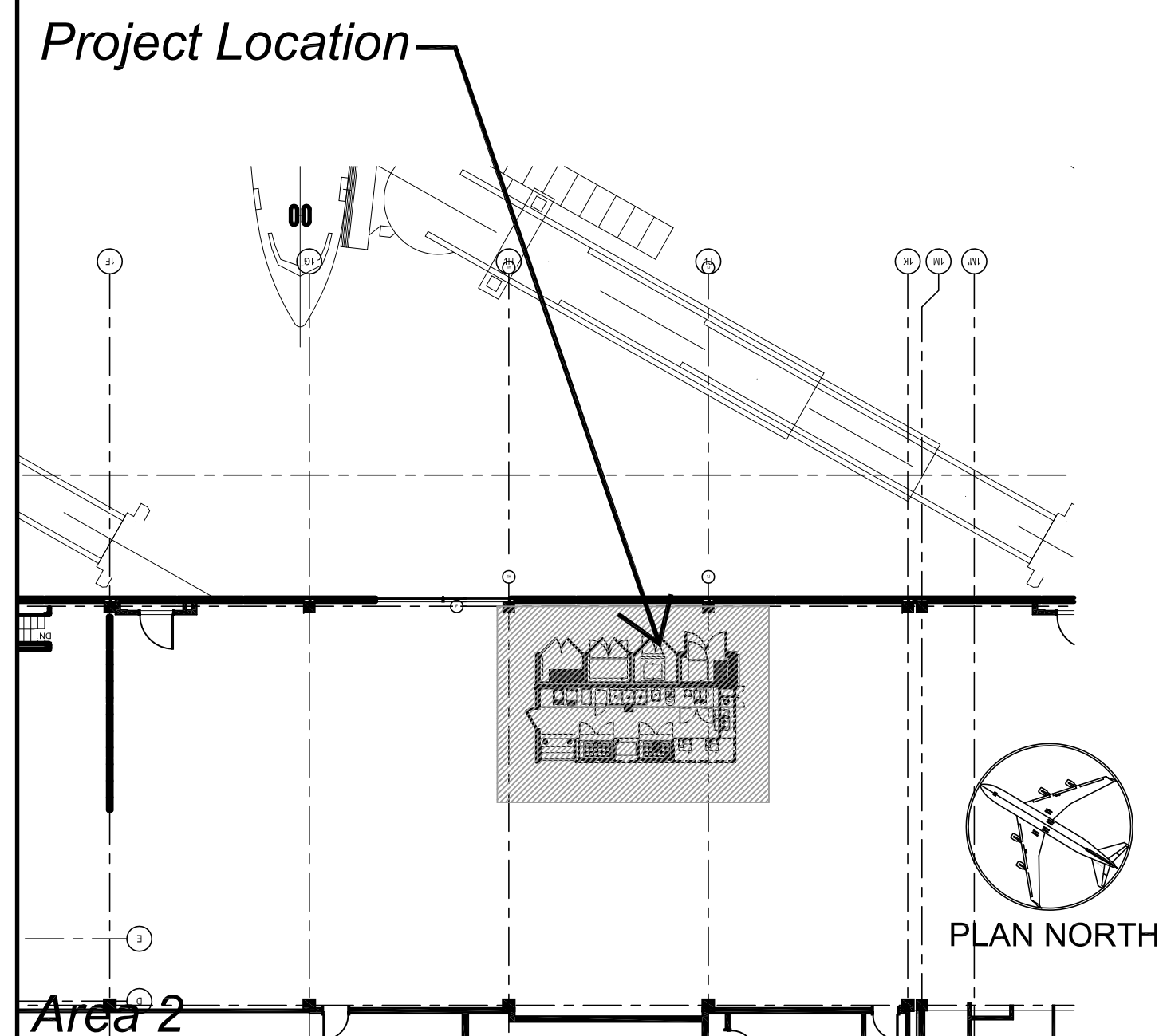
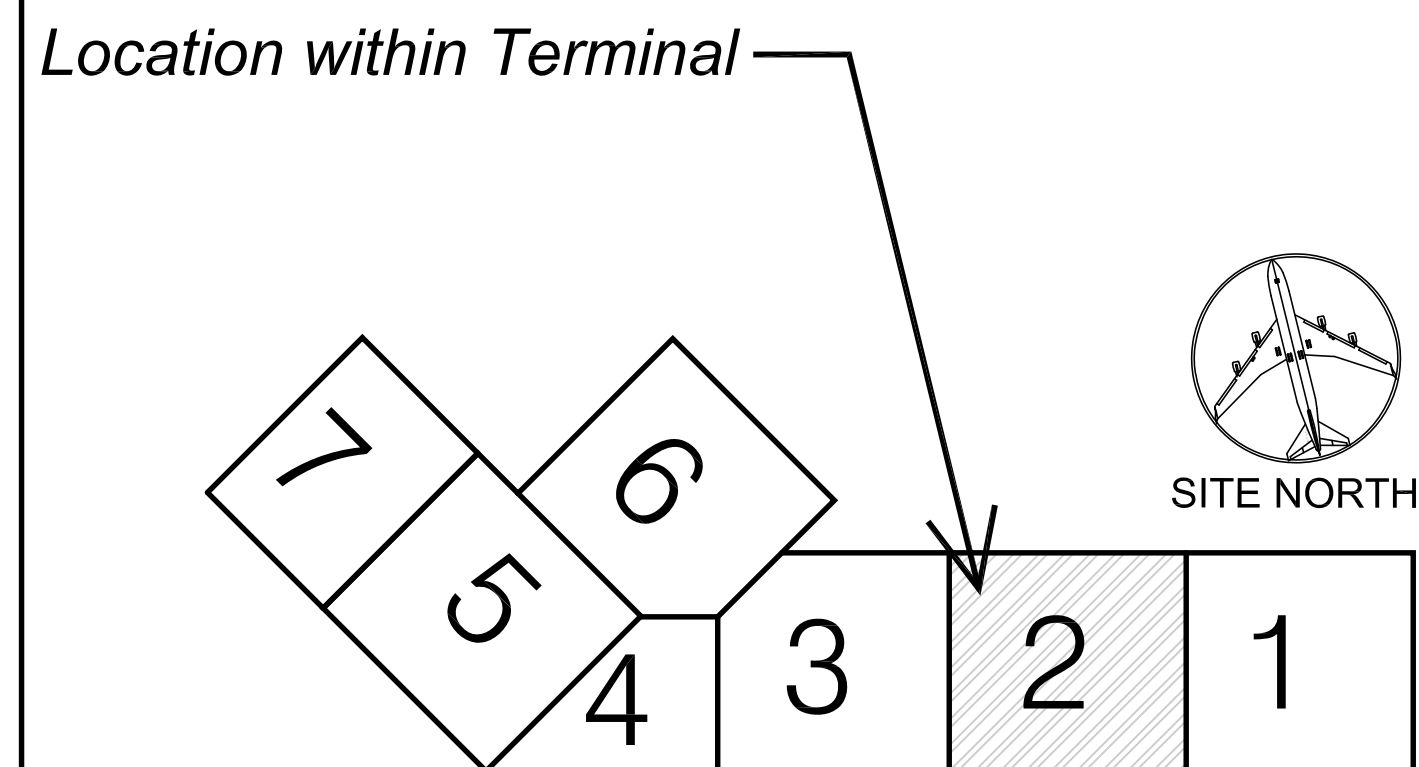
Portland International Jetport PWM
 1001 Westbrook Street
 Portland ME 04102
 'Area 2' Level 3 Departures Concourse
 Concession areas: 2517A & B
 Project Number: LA 11400

BLDG OWNER



City of Portland
 Portland International Jetport PWM
 1001 Westbrook Street
 Portland ME 04102
 Phone: (207) 874 8877
 Admin E-mail: portlandadmin@portlandmaine.gov

LOCATION PLANS



OWNER



Host Marriott Services Corporation
 6600 Rockledge Drive,
 Sixth Floor, MS-6-12
 Bethesda, MD 20817
 t: (240) 694 - 4746
 f: (240) 694 - 4643

ARCHITECT

LLOYD ARCHITECTS

Two High Cliff, Plymouth MA 02360
 TEL: (508) 746-4646
 FAX: (508) 746-1236
 E-MAIL: info@lloydarch.com


MEP ENGINEER

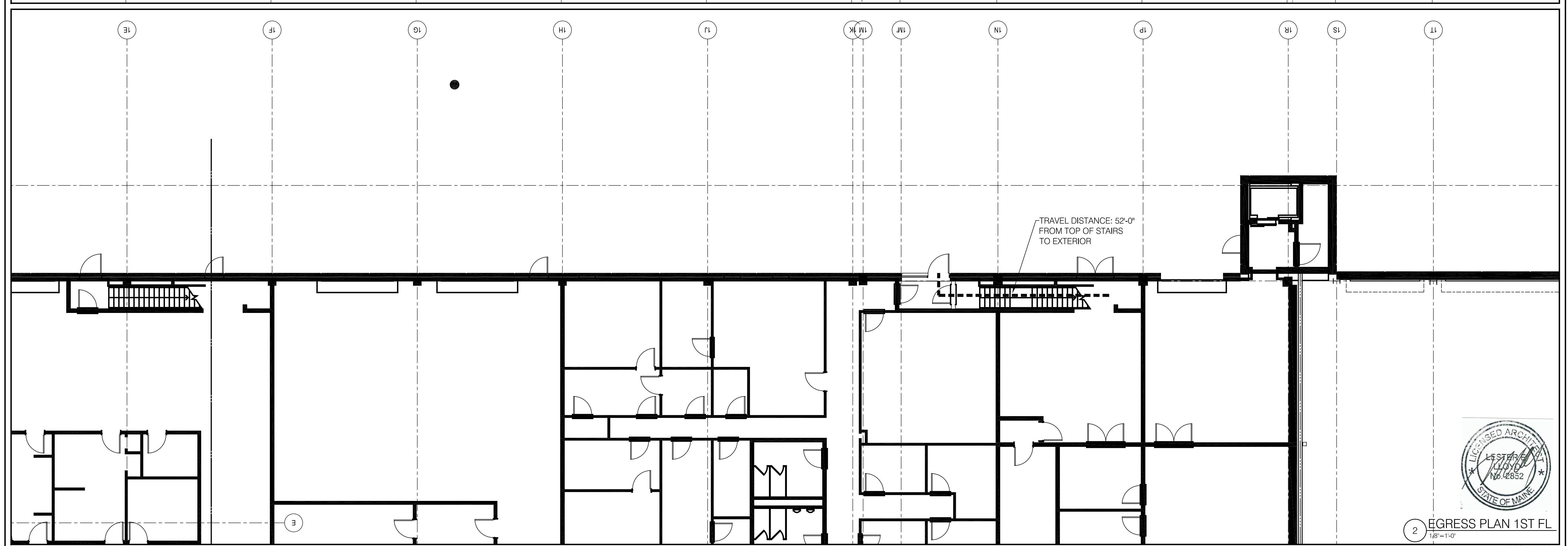
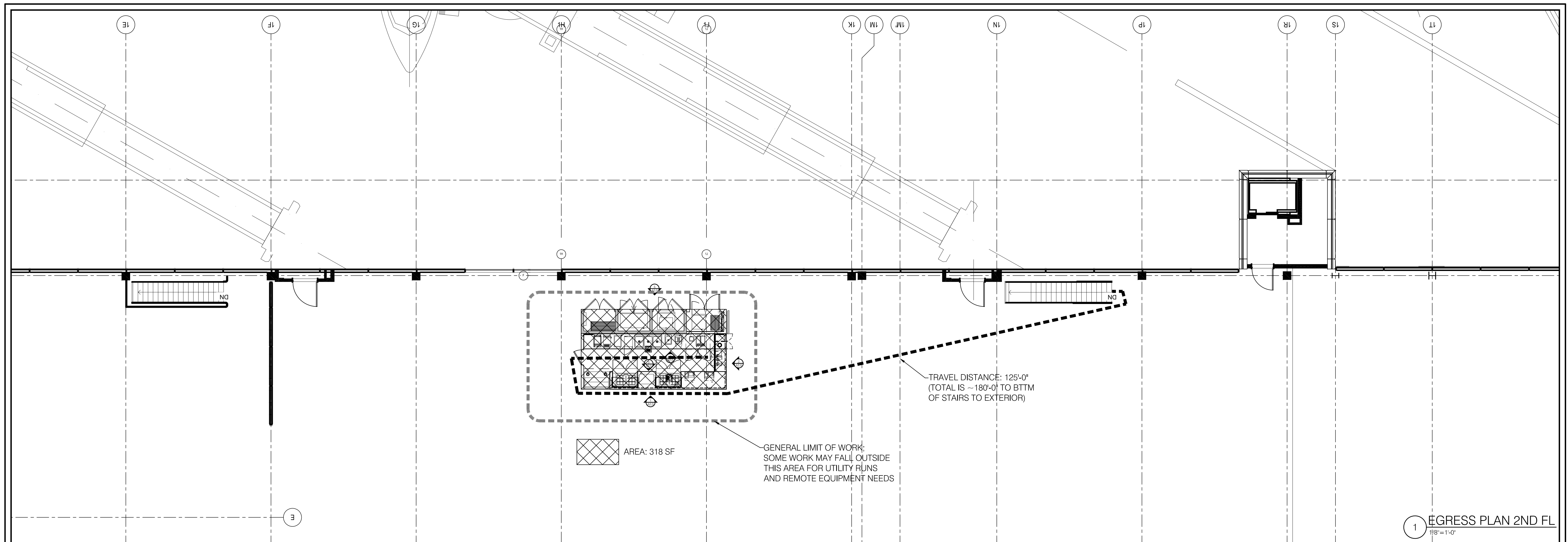


Shovel Shop Square
 66 Main Street
 No. Easton, MA 02356
 Tel: (508) 230-0260
 Fax: (508) 230-0265
 Email: Ber@ber-engineering.com

DRAWING LIST

NO.	DRAWING NAME	ISSUED FOR PERMIT-09/09/11
ARCHITECTURAL:		
A0.0	Title Sheet	●
A1.0	Floor Plans	●
A2.0	Elevations and Sections	●
A3.0	Sections and Details	●
A4.0	Schedules	●
ENGINEERING:		
P1.0	Plumbing Plans	●
P2.0	Plumbing Specifications	●
E1.0	Electrical Plans	●
E2.0	Electrical Specifications	●

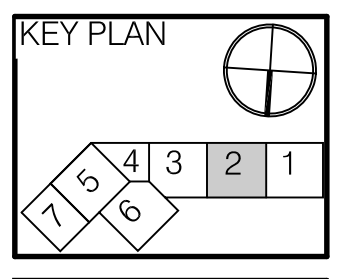




Item	Date



Great American Bagel
 Portland Int'l Jetport PVM
 1001 Westbrook Street
 Portland ME 04102



HMS Host
 6905 Rockledge Drive
 Bethesda, MD 20817
 T: (240) 694-4746
 F: (240) 694-4643
 C: (240) 274-6417
 E: scott.reimink@hmshost.com

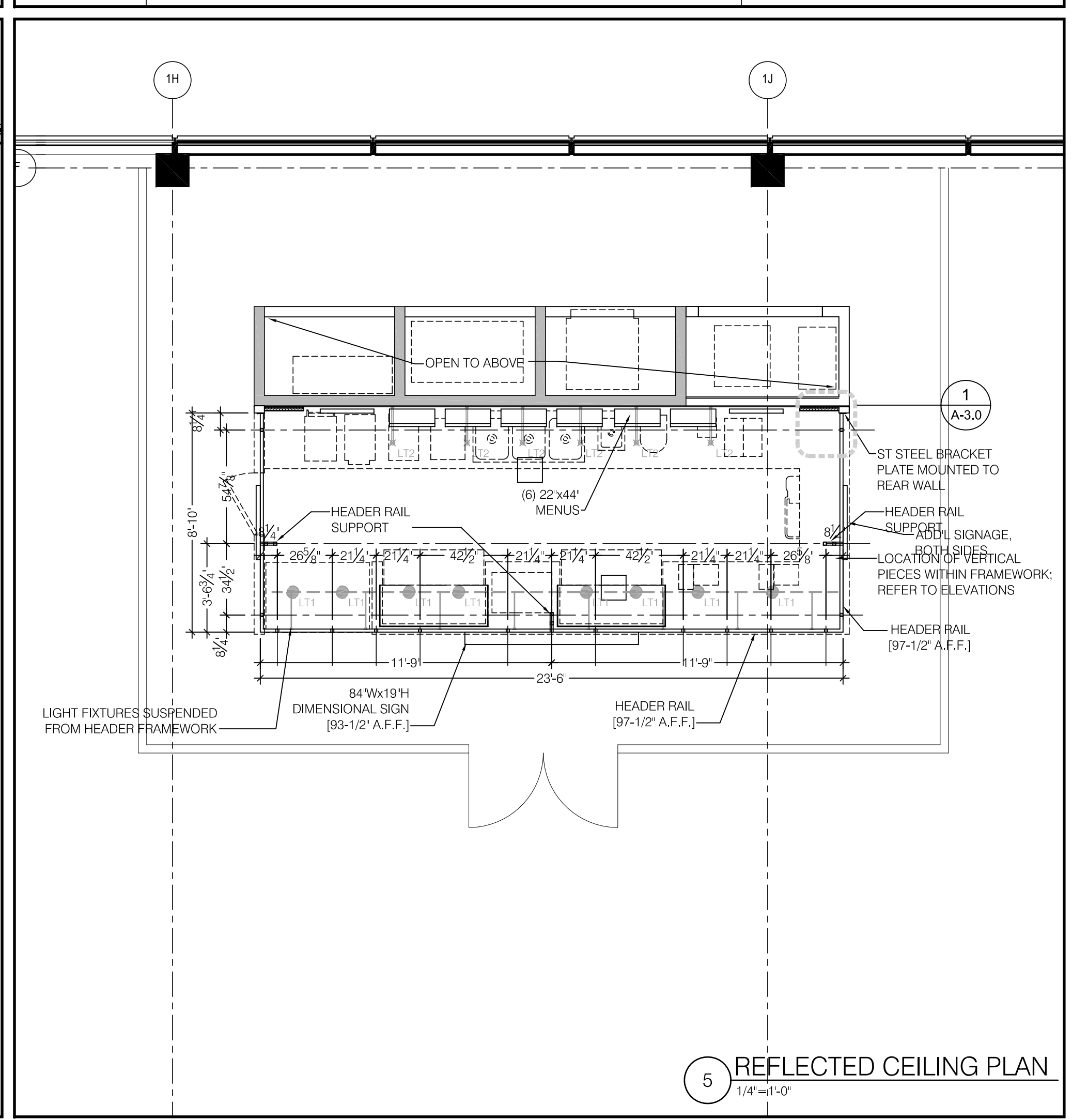
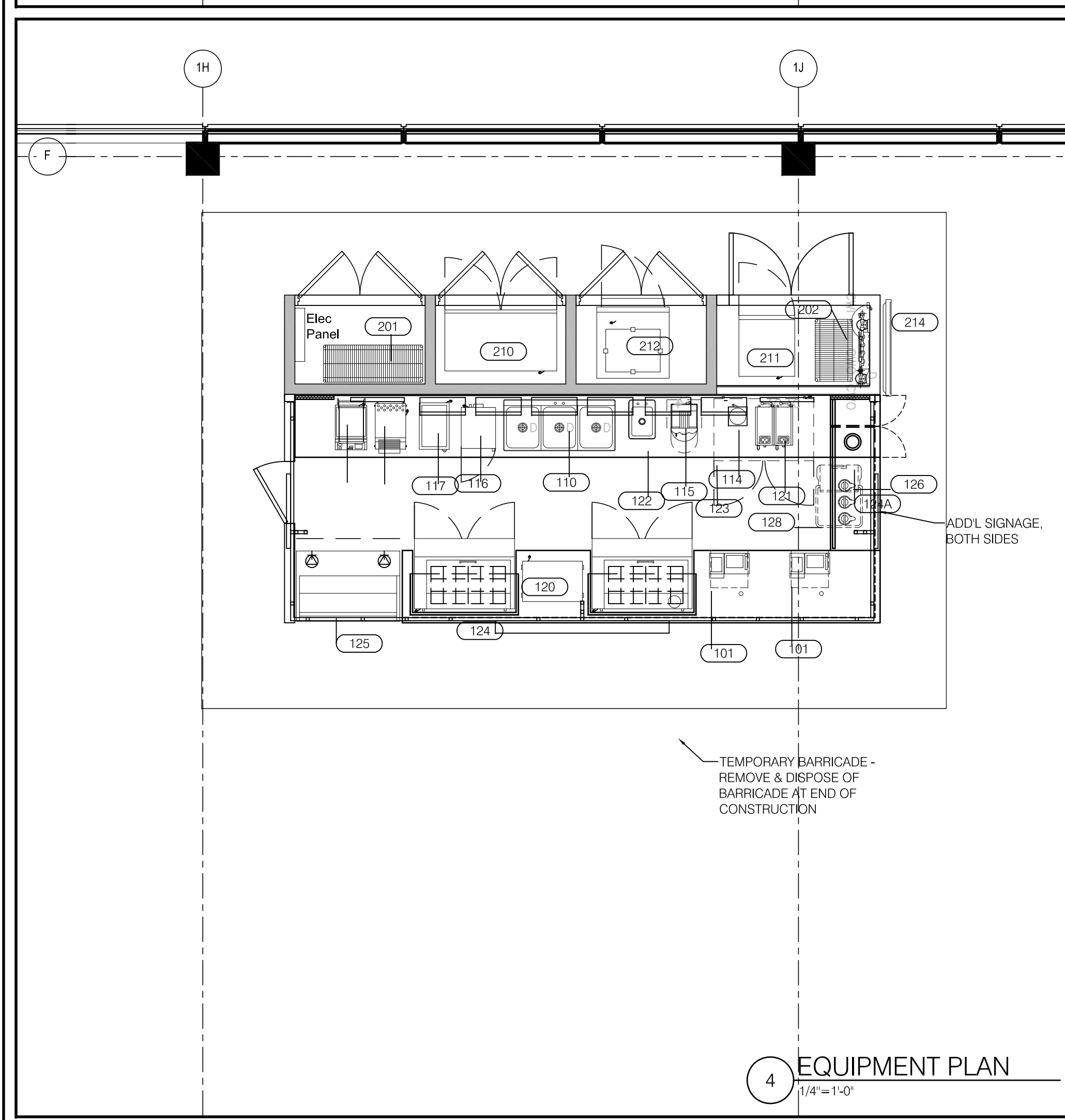
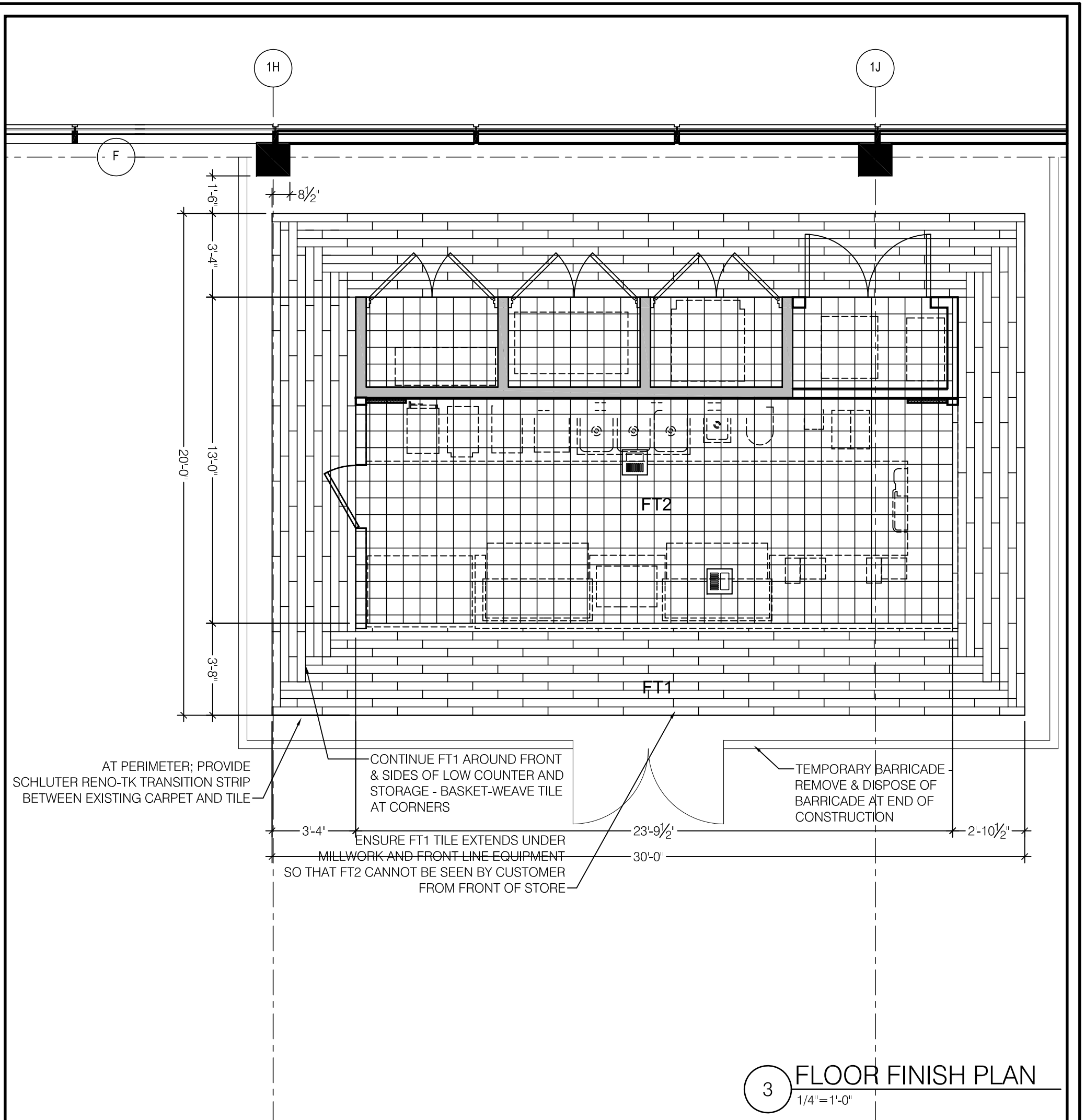
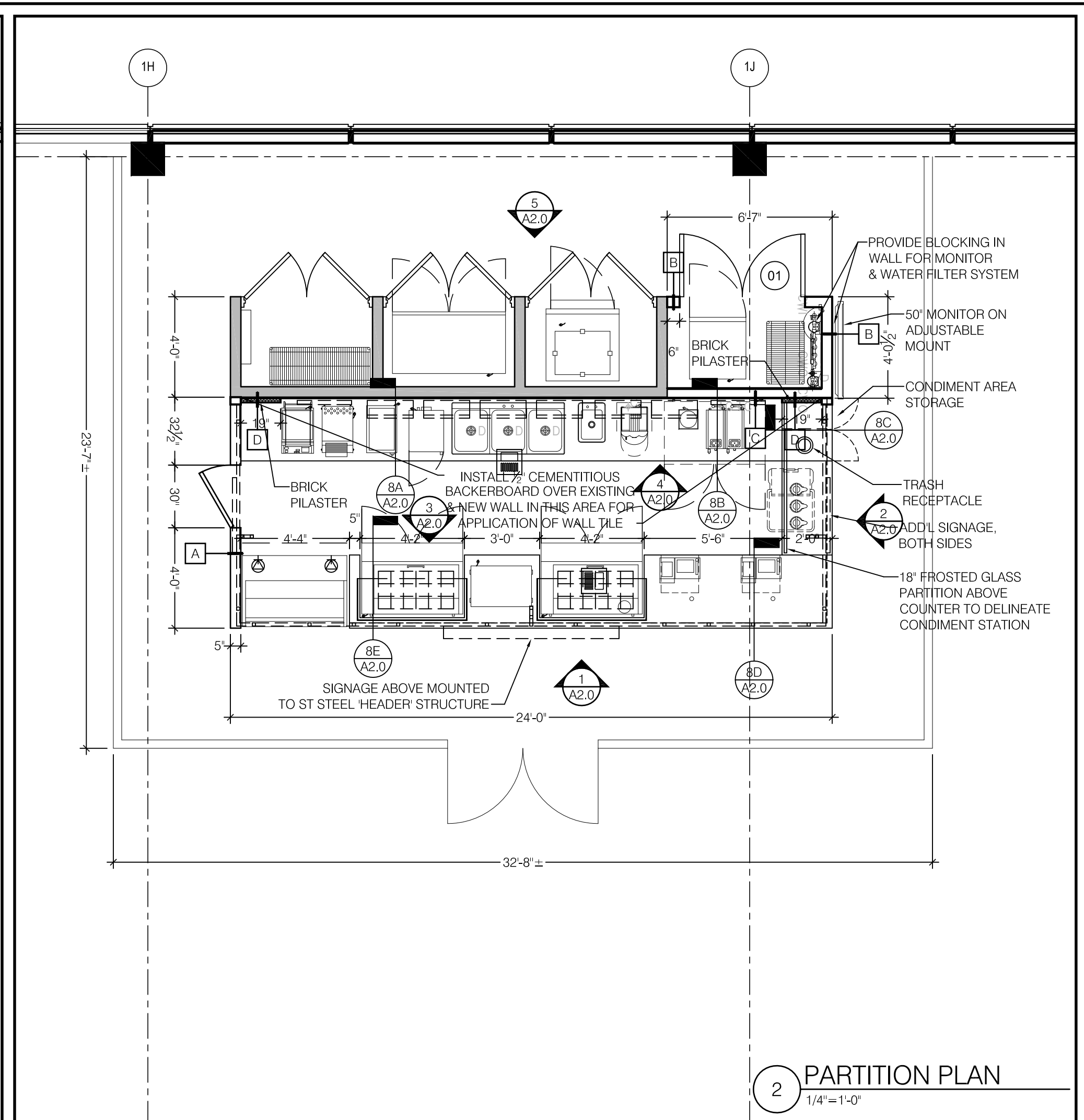
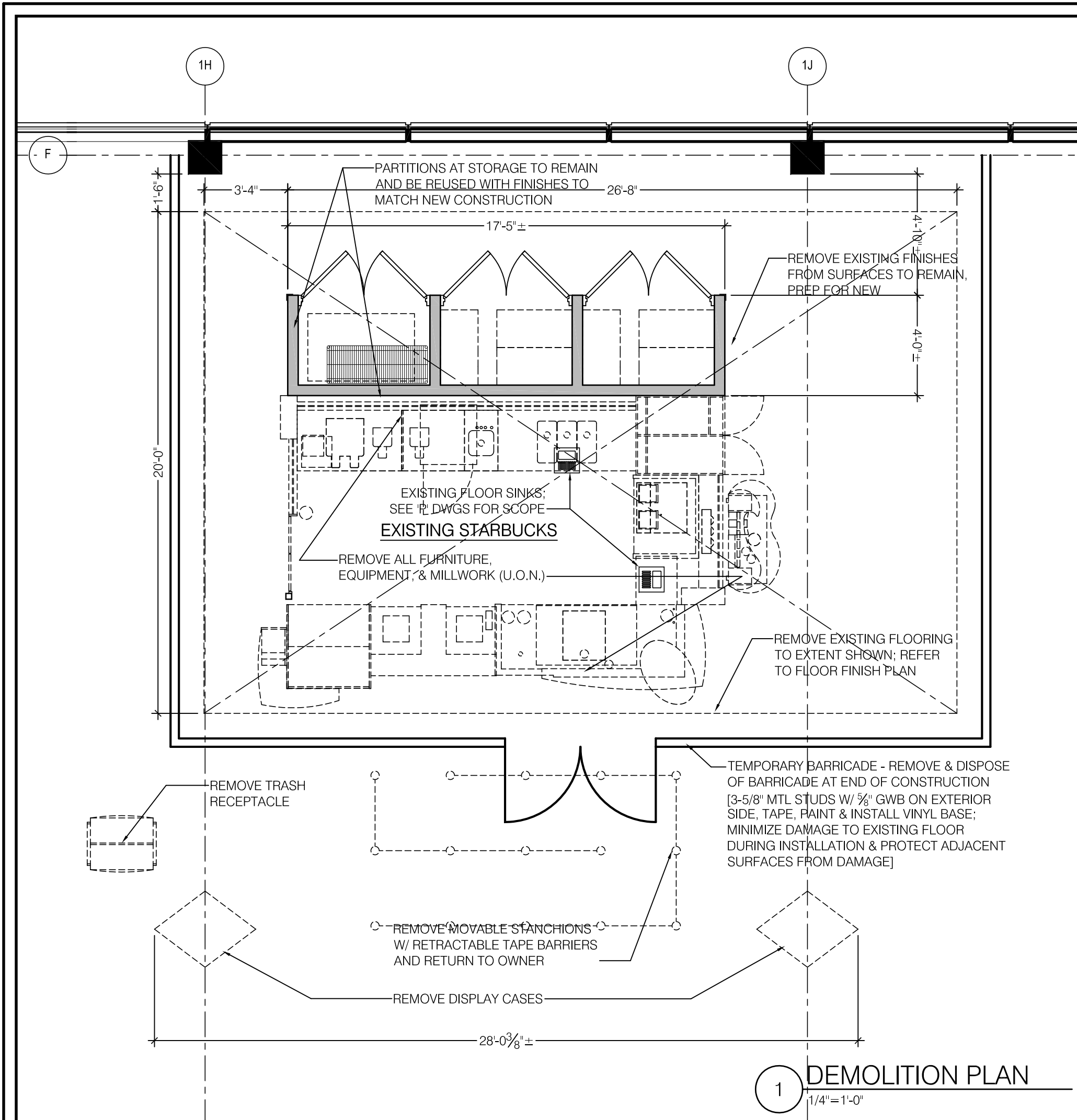
Building Engineering Resources, Inc.
 66 Main Street
 North Easton, MA 02356
 T: (508) 230-0260
 F: (508) 230-0265
 E: ber@ber-engineering.com



LLOYD ARCHITECTS
 Two High Cliff, Plymouth MA 02360
 TEL: (508) 746-4646
 FAX: (508) 746-1236
 E-MAIL: info@lloydarch.com


Job No.: 11400
 Scale: As noted
 Issued: 090911
 EGRESS PLANS
 1ST AND 2ND
 FLOORS

A-1.0



PLAN GENERAL NOTES

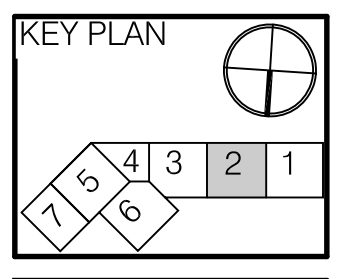
- (A) GENERAL CONTRACTOR TO VERIFY ALL DIMENSIONS AND NOTIFY ARCHITECT OF ANY DISCREPANCIES PRIOR TO CONSTRUCTION. ALL DIMENSIONS TO BE TAKEN FROM DESIGNATED DATUM POINT.
- (B) ALL DIMENSIONS ARE FROM FINISH FACE, UON.
- (C) VERIFY NEW STORAGE DOORS MATCH EXISTING DOORS, HARDWARE AND FRAMES - REFER TO DOOR SCHEDULE.
- (D) GC TO PROVIDE FIRE-TREATED WOOD STUD BLOCKING, OR EQUIVALENT, TO SUPPORT ANY WALL ATTACHMENTS AND/OR SIGNAGE.
- (E) REFER TO INTERIOR ELEVATIONS FOR COLOR LOCATIONS.
- (F) LOW VOC PAINT IS TO BE USED. NO SUBSTITUTIONS ARE PERMITTED.
- (G) CABINET BASES TO BE SET AFTER TILE INSTALLATION.
- (H) REMOVAL OF EXCESS GROUT WILL BE DONE WITH WATER. THE USE OF SULFURIC OR MURIATIC ACID IS PROHIBITED. IF THESE ACIDS ARE USED, THE INSTALLER WILL BE REQUIRED TO REMOVE THE ACID AND RESTORE THE GROUT AT THEIR EXPENSE.
- (I) GENERAL CONTRACTOR TO SUPPLY AND INSTALL ALL MORTAR, ADHESIVE, AND GROUT. GC TO INSPECT ALL TILES AND REJECT DAMAGED OR SUBSTANDARD TILES PRIOR TO INSTALL.
- (J) ALL EQUIPMENT AND INSTALLATION WILL MEET NATIONAL SANITATION FOUNDATION STANDARDS OR EQUIVALENT.
- (K) GC TO NOTIFY ARCHITECT IMMEDIATELY IF A DISCREPANCY EXISTS BETWEEN CASEWORK SHOP DRAWINGS, SITE DIMENSIONS, CASEWORK PLAN OR ACTUAL CASEWORK FIXTURES. ALL DIMENSIONS TO BE TAKEN FROM DESIGNATED DATUM POINT.
- (L) SEE FLOOR FINISH PLAN, INTERIOR ELEVATIONS, & SCHEDULES FOR LOCATION, COLORS, TAGGING, FINISHES, AND APPLIED WALL TREATMENTS.
- (M) REFER TO A4.0 FOR SCHEDULES.
- (N) PROVIDE AND LOCATE SPRINKLERS PER LOCAL CODES. CONTACT ARCHITECT IF DESIGN INTENT IS AFFECTED.



Item	Date



Great American Bagel
Portland Int'l Jetport PWW
1001 Westbrook Street
Portland ME 04102



HMS Host
6905 Rockledge Drive
Bethesda, MD 20817
T: (240) 694-4746
F: (240) 694-4643
C: (240) 274-6417
E: scott.reimink@hmshost.com

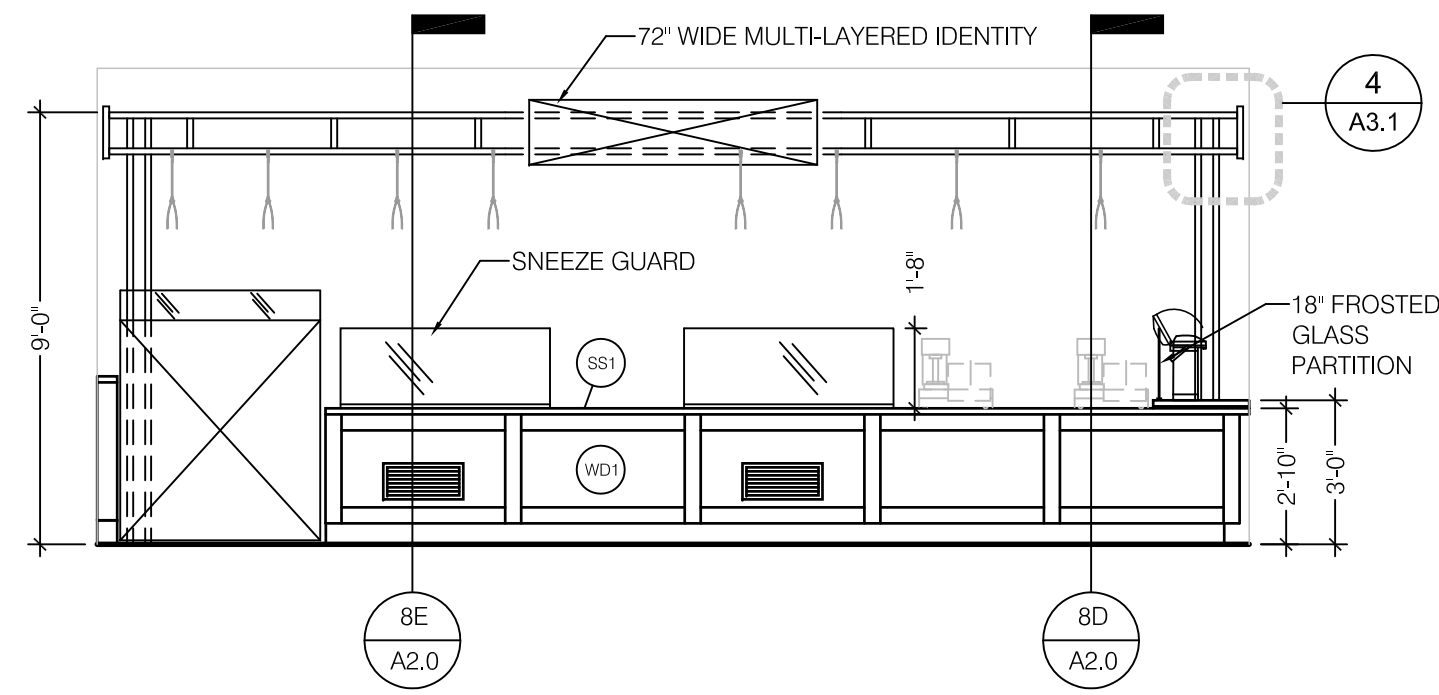
Building Engineering Resources, Inc.
66 Main Street
North Easton, MA 02556
T: (508) 230-0260
F: (508) 230-0265
E: ber@ber-engineering.com

LOYD ARCHITECTS
Two High Cliff, Plymouth MA 02360
TEL: (508) 746-4646
FAX: (508) 746-1236
E-MAIL: info@loydarch.com

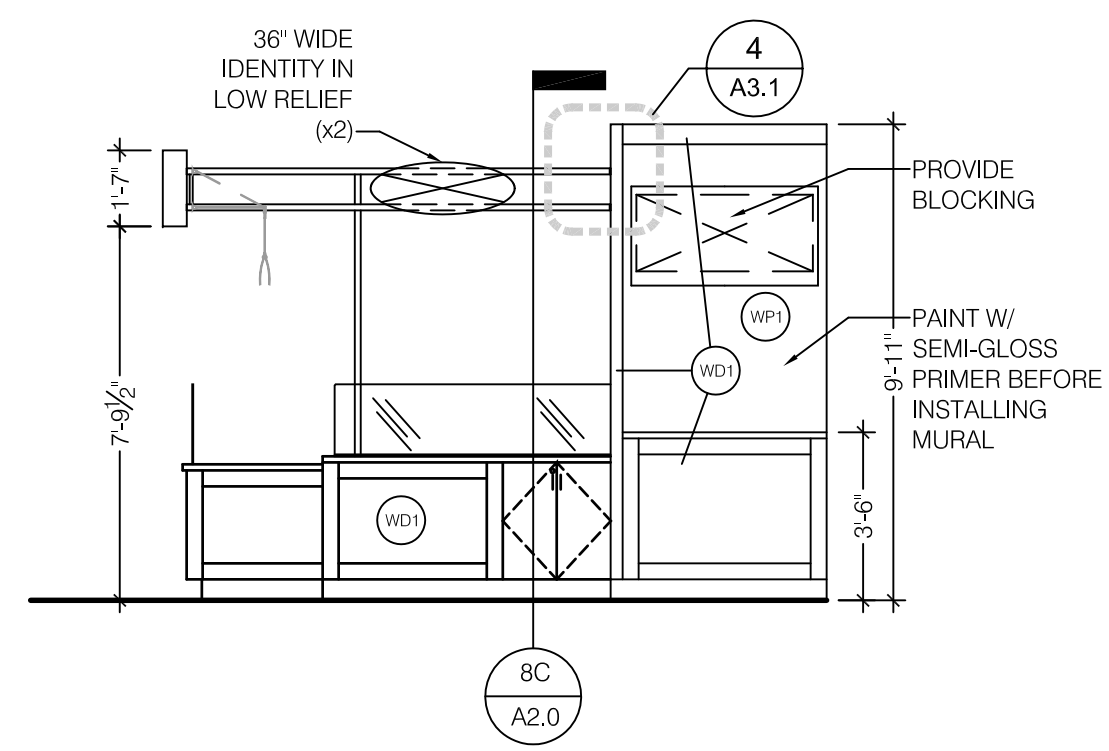
Job No.: 11400
Scale: As noted
Issued: 090911

FLOOR PLANS

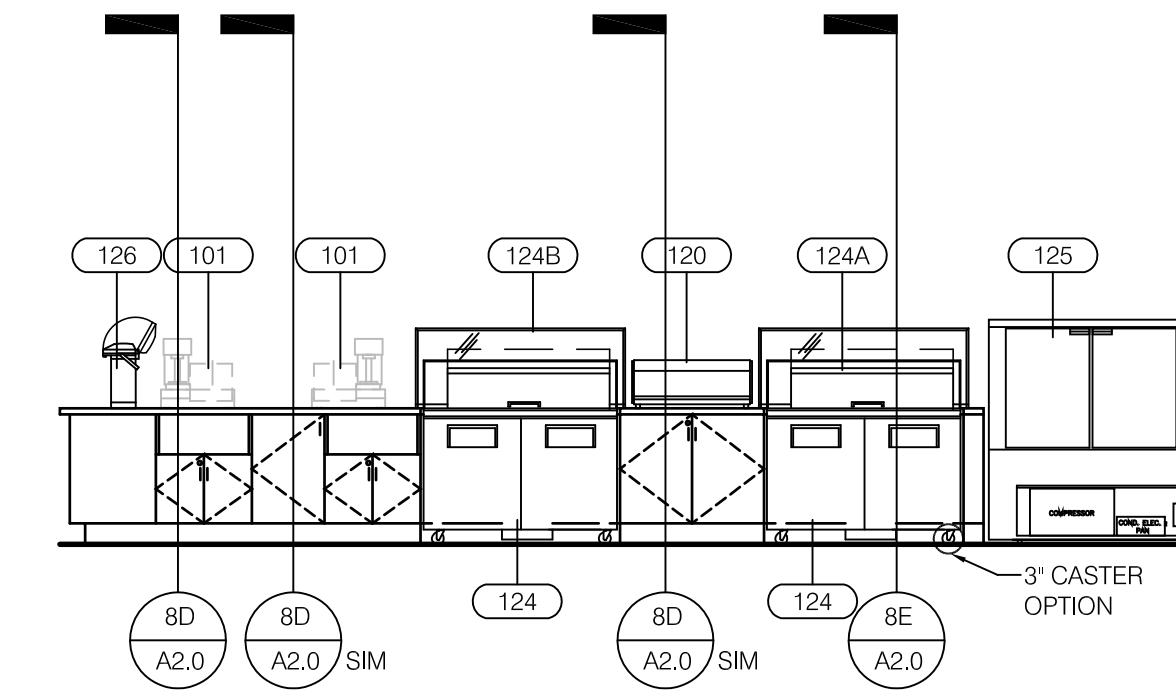
A-1.1



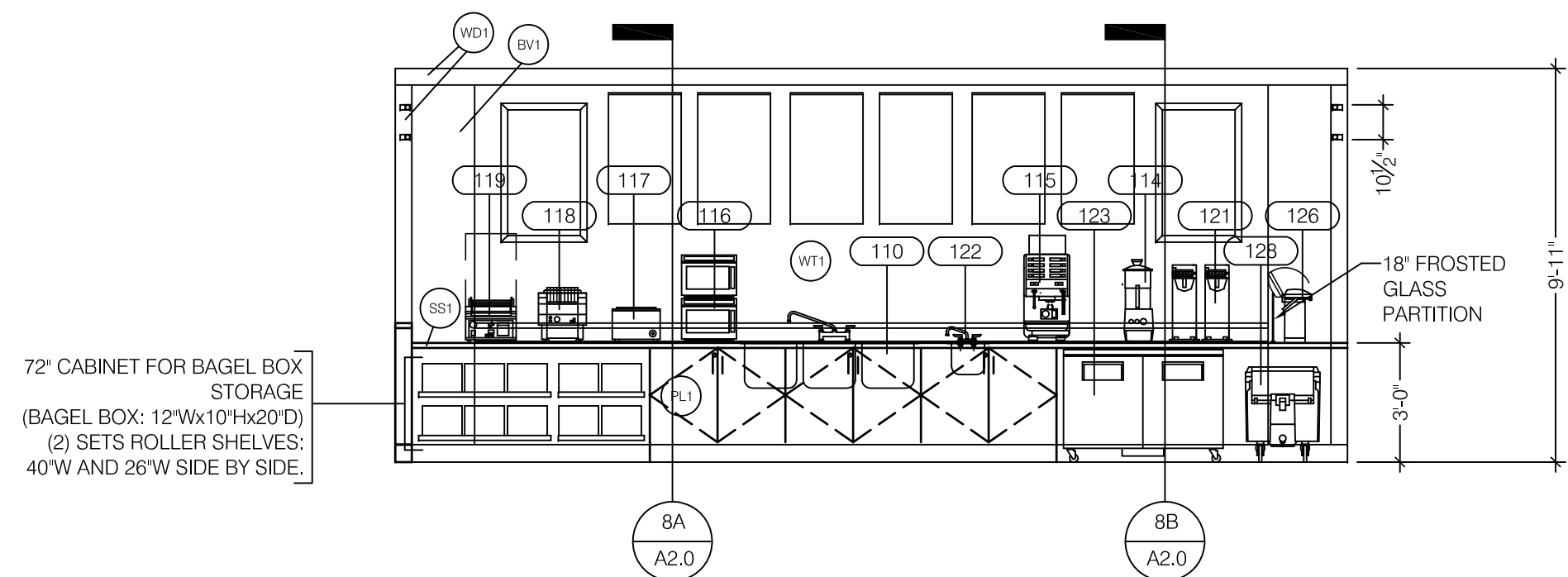
1 FRONT COUNTER ELEVATION
1/4"=1'-0"



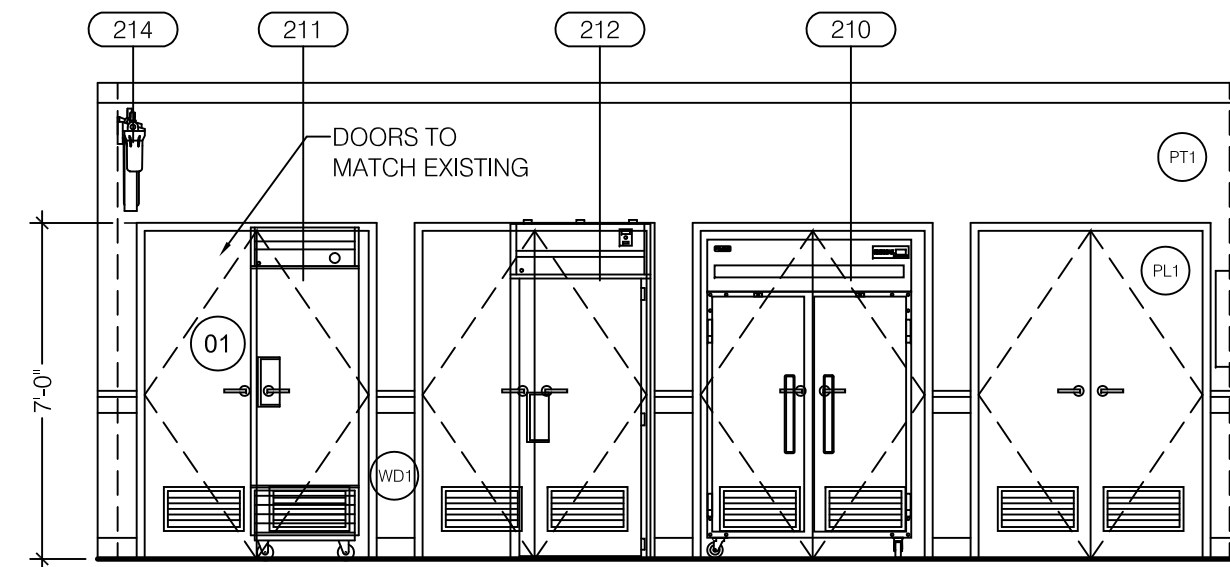
2 SIDE ELEVATION
1/4"=1'-0"



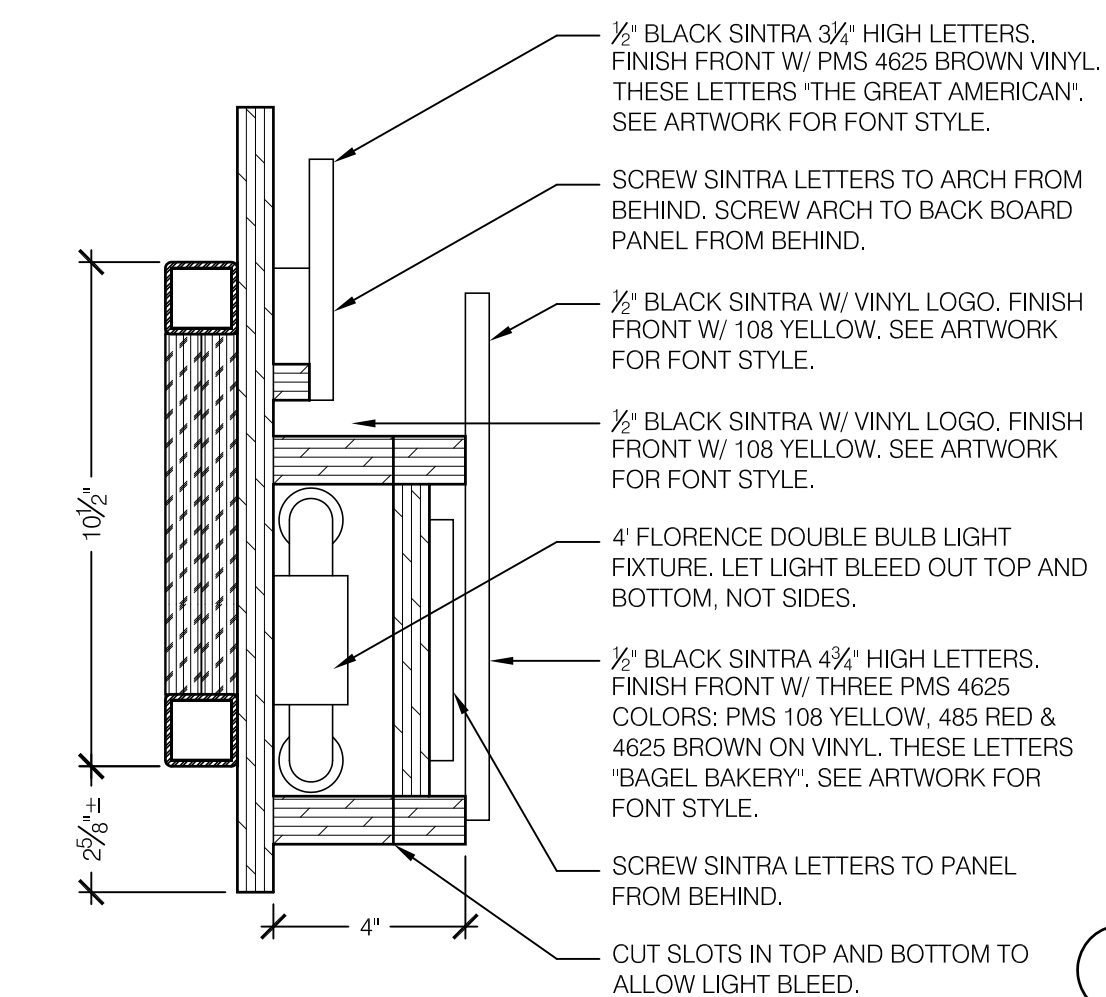
3 INTERIOR FRONT COUNTER ELEVATION
1/4"=1'-0"



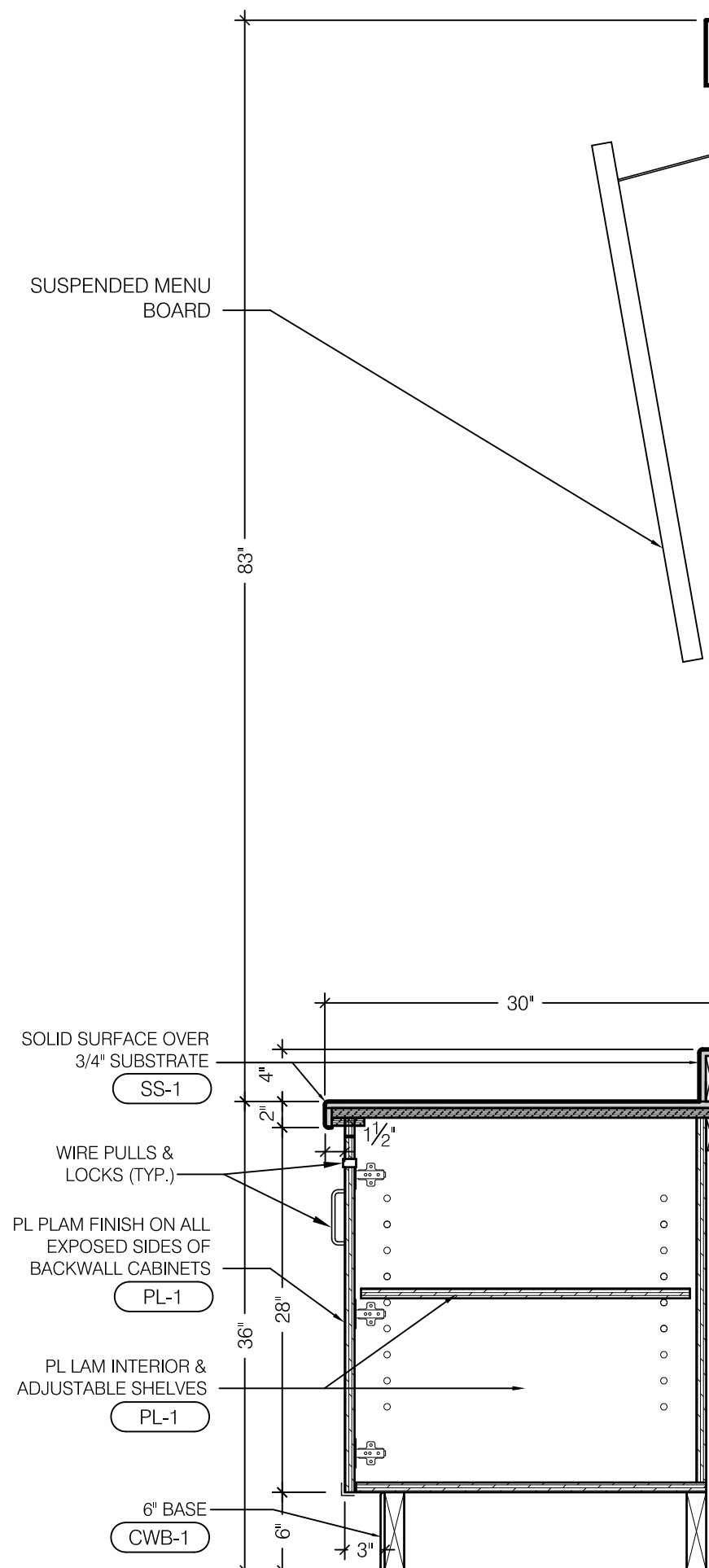
4 BACK COUNTER ELEVATION
1/4"=1'-0"



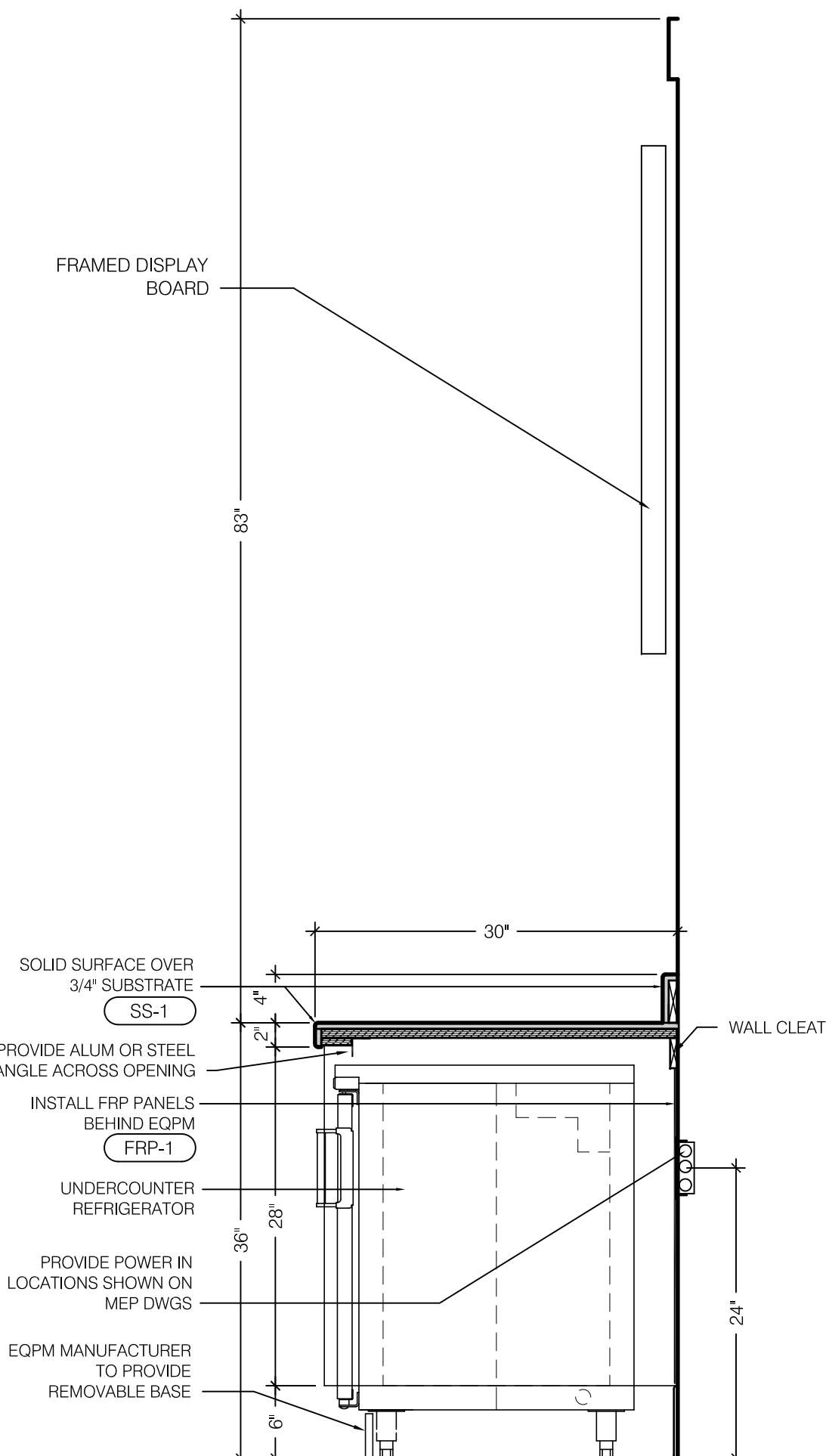
5 BACK ELEVATION
1/4"=1'-0"



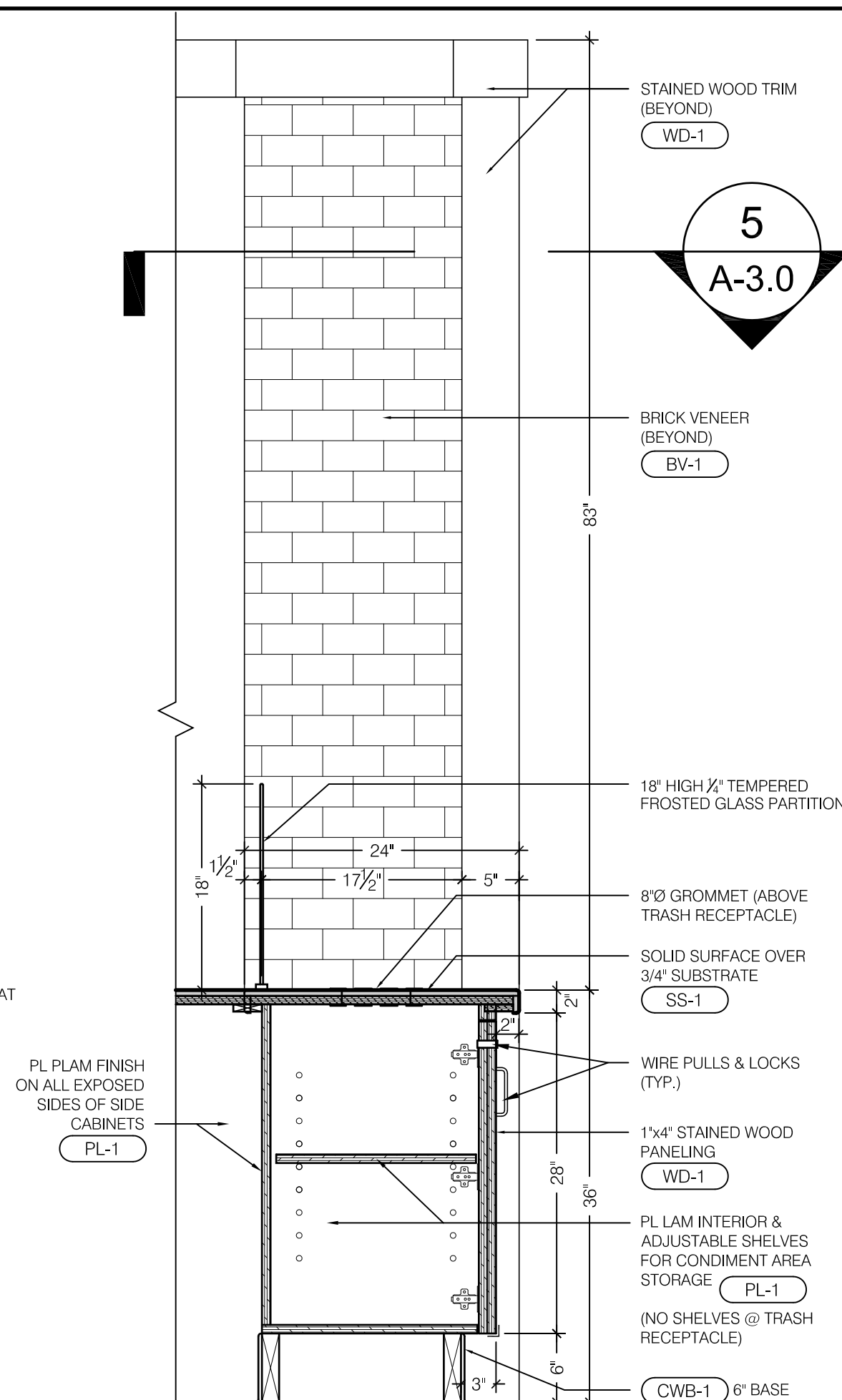
6 SIGN SECTION
3/8"=1'-0"



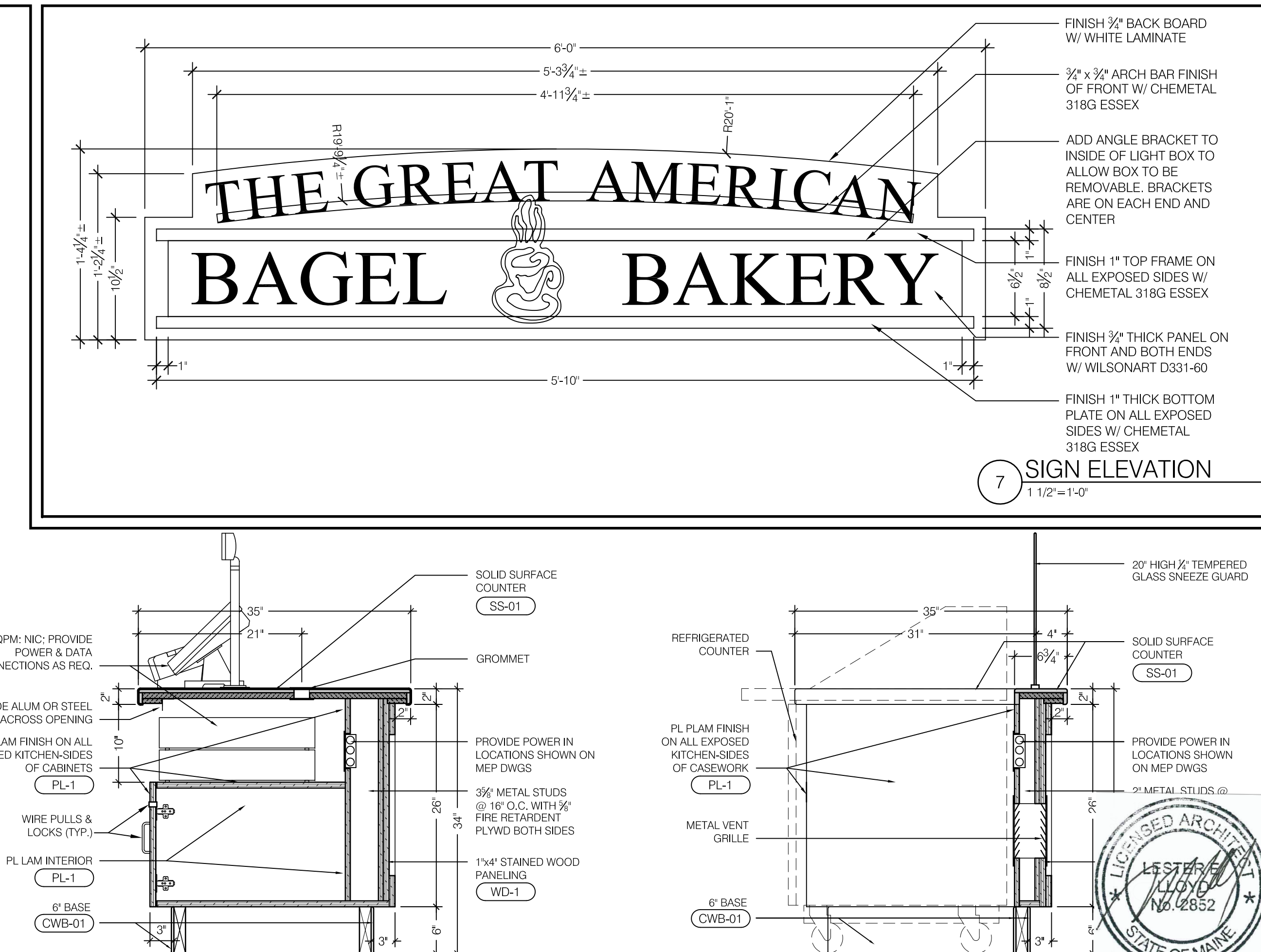
A



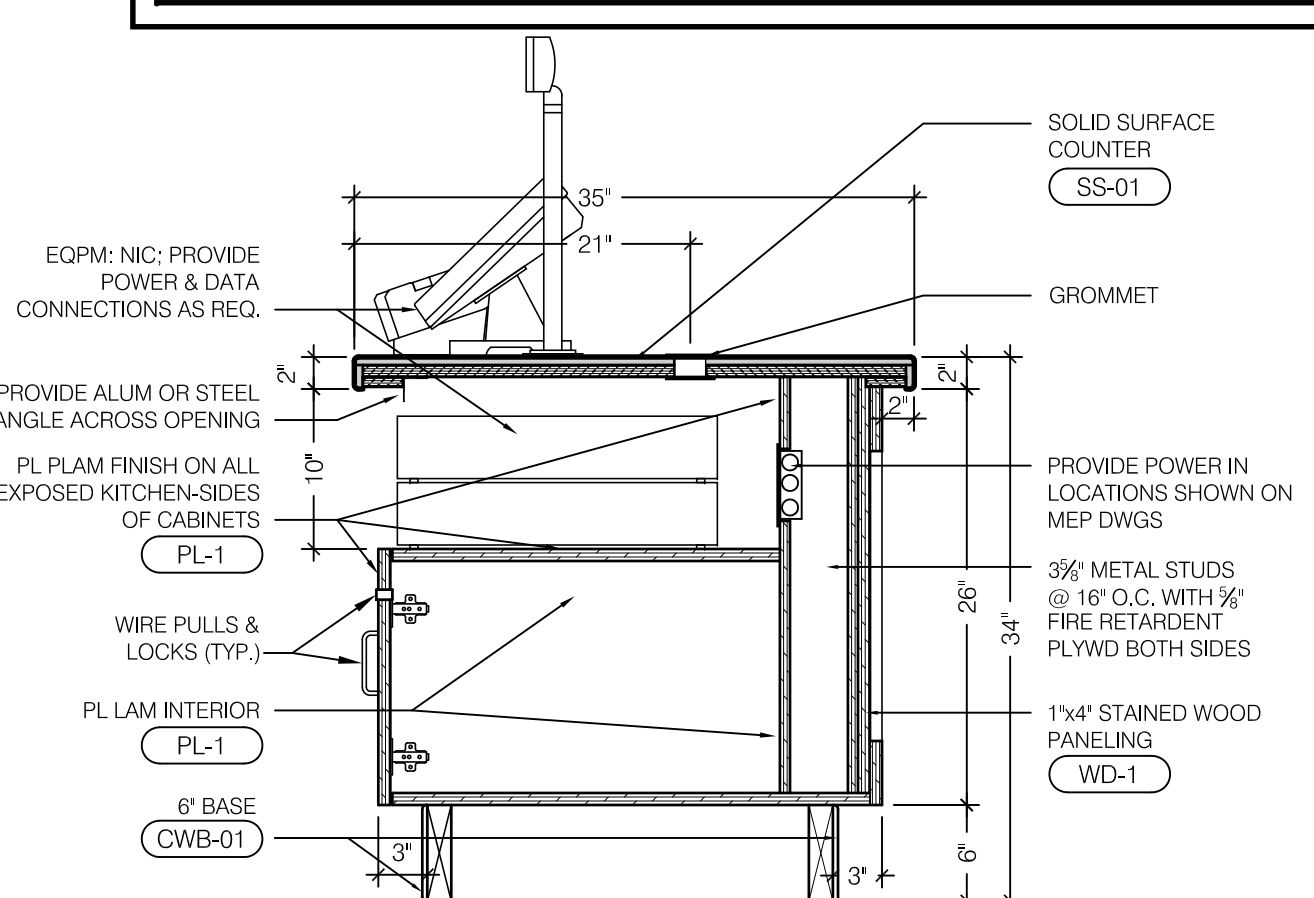
B



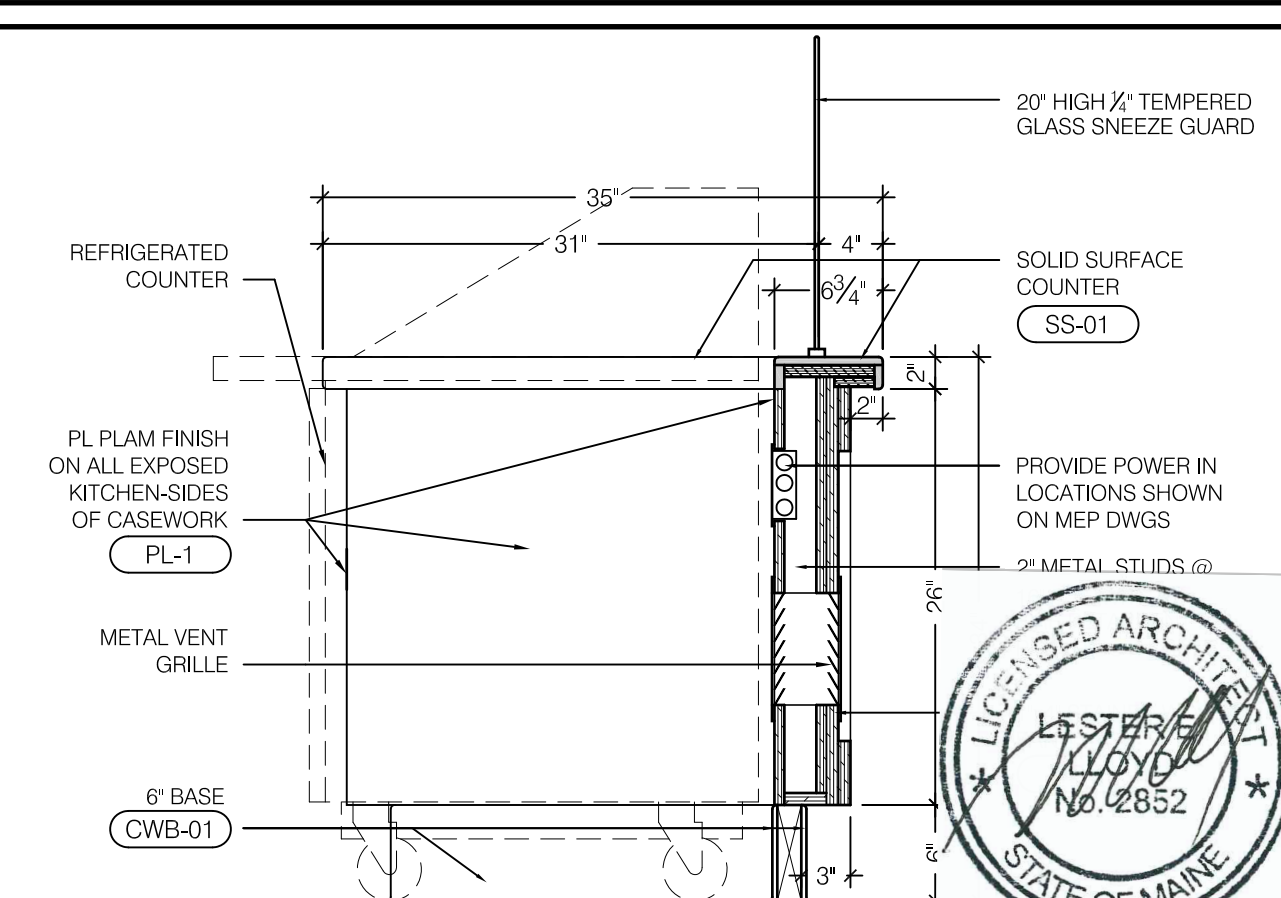
C



7 SIGN ELEVATION
1 1/2"=1'-0"



D SIM: FULL HT CABINET DOOR

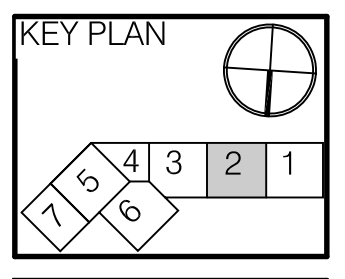


8 COUNTER SECTIONS
1"=1'-0"

Item	Date



Great American Bagel
Portland Int'l Jetport PWM
1001 Westbrook Street
Portland ME 04102




HMS Host
6905 Rockledge Drive
Bethesda, MD 20817
T: (240) 694-4746
F: (240) 694-4643
C: (240) 274-6417
E: scott.reimink@hmshost.com

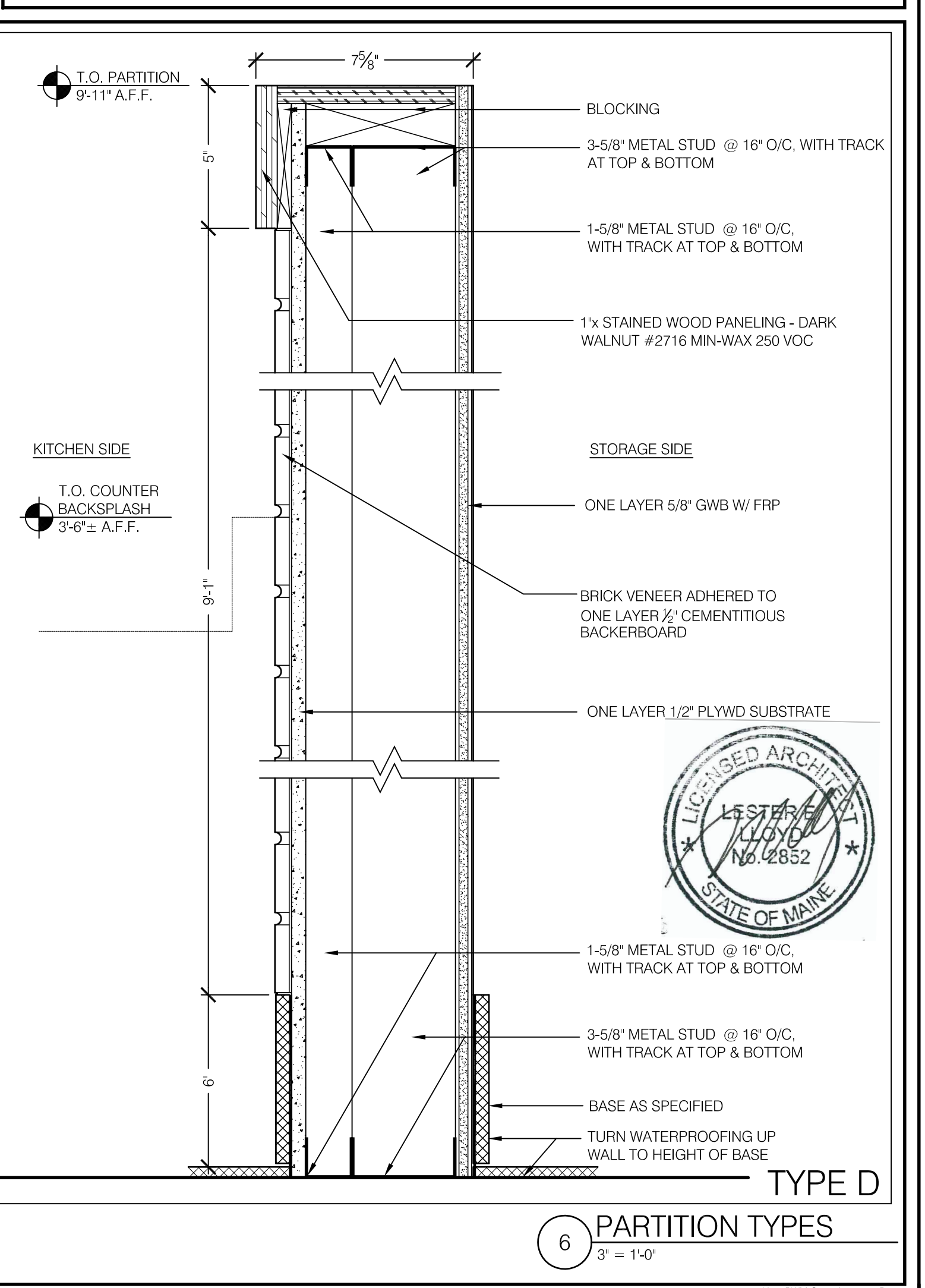
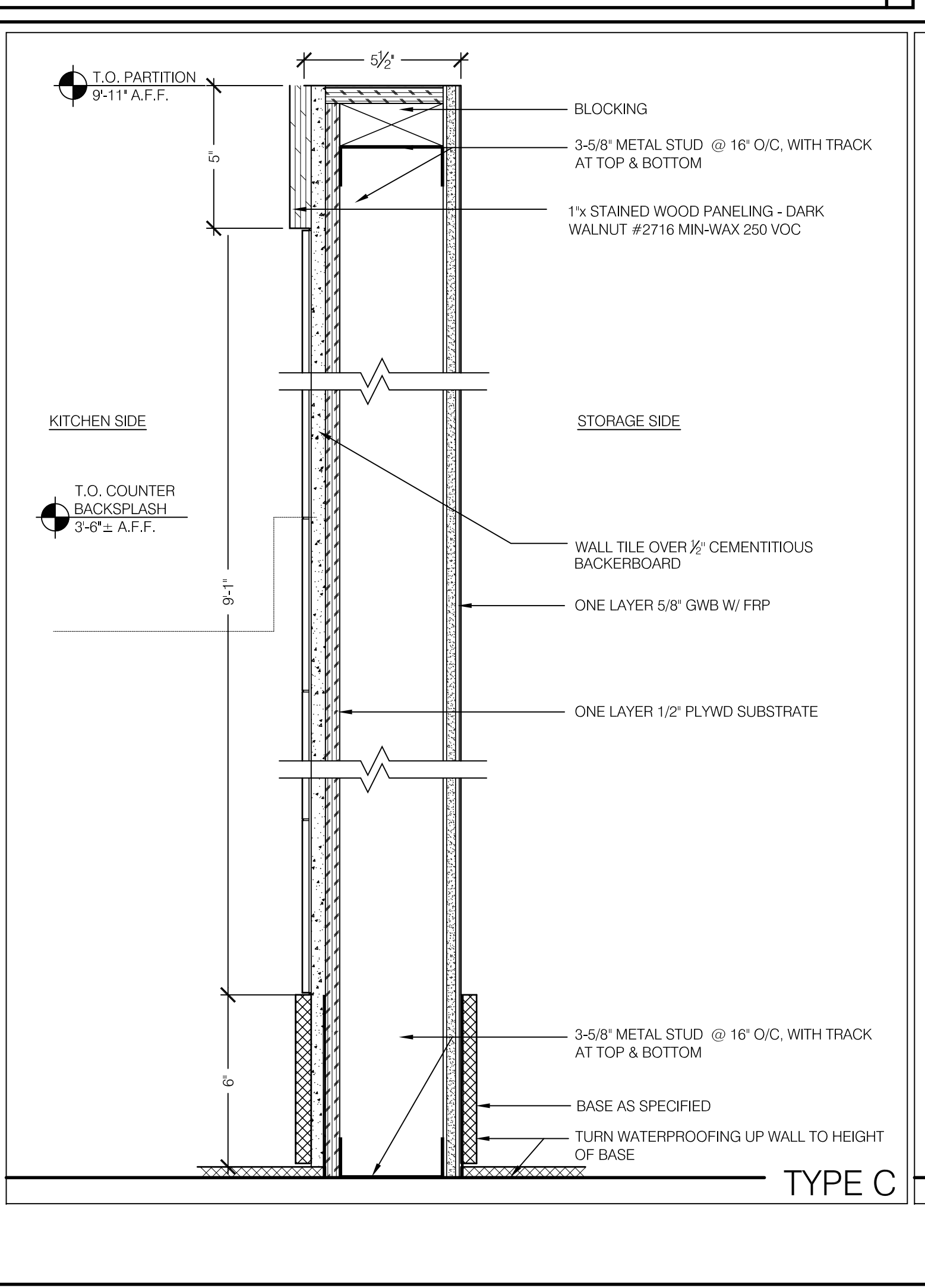
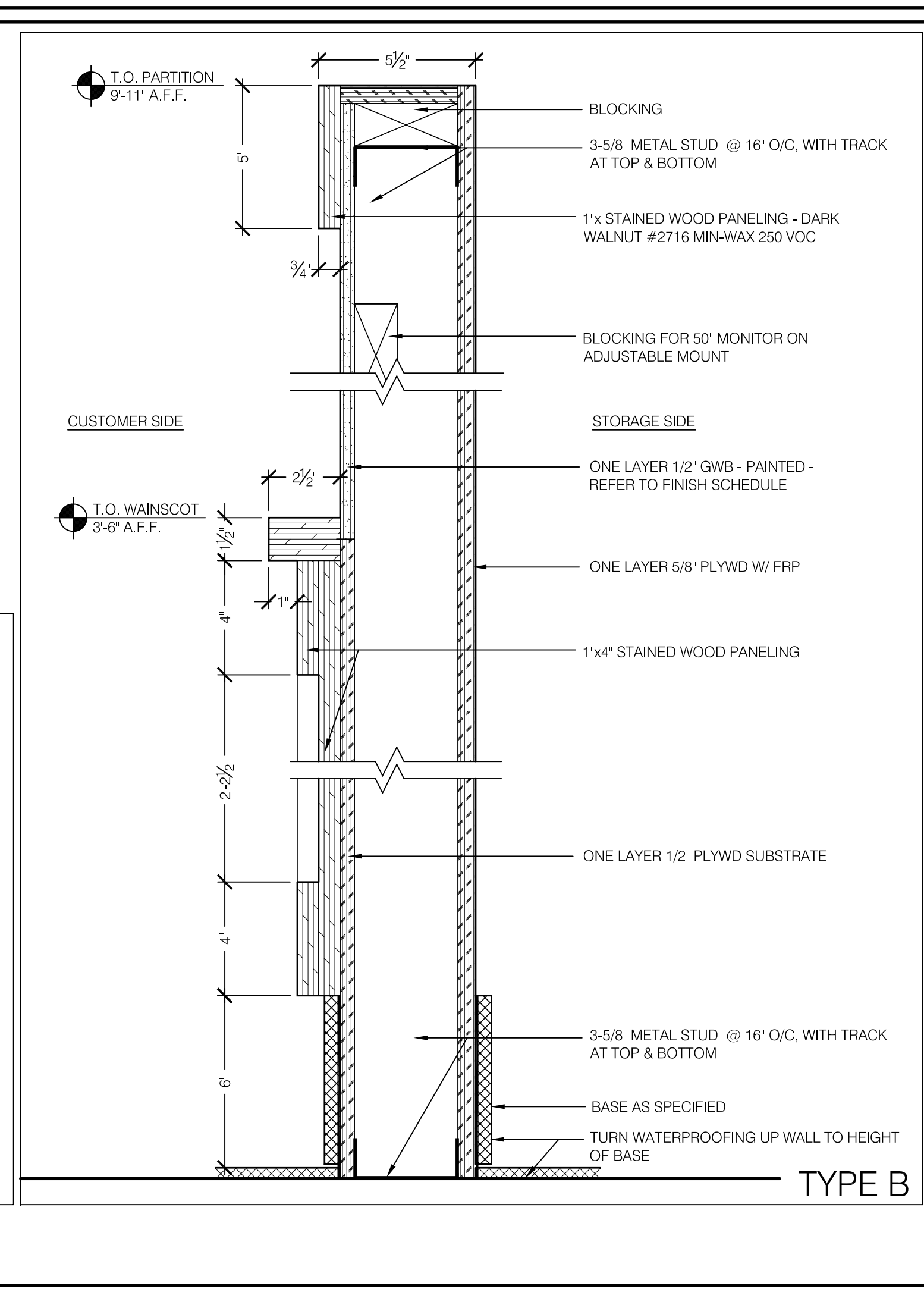
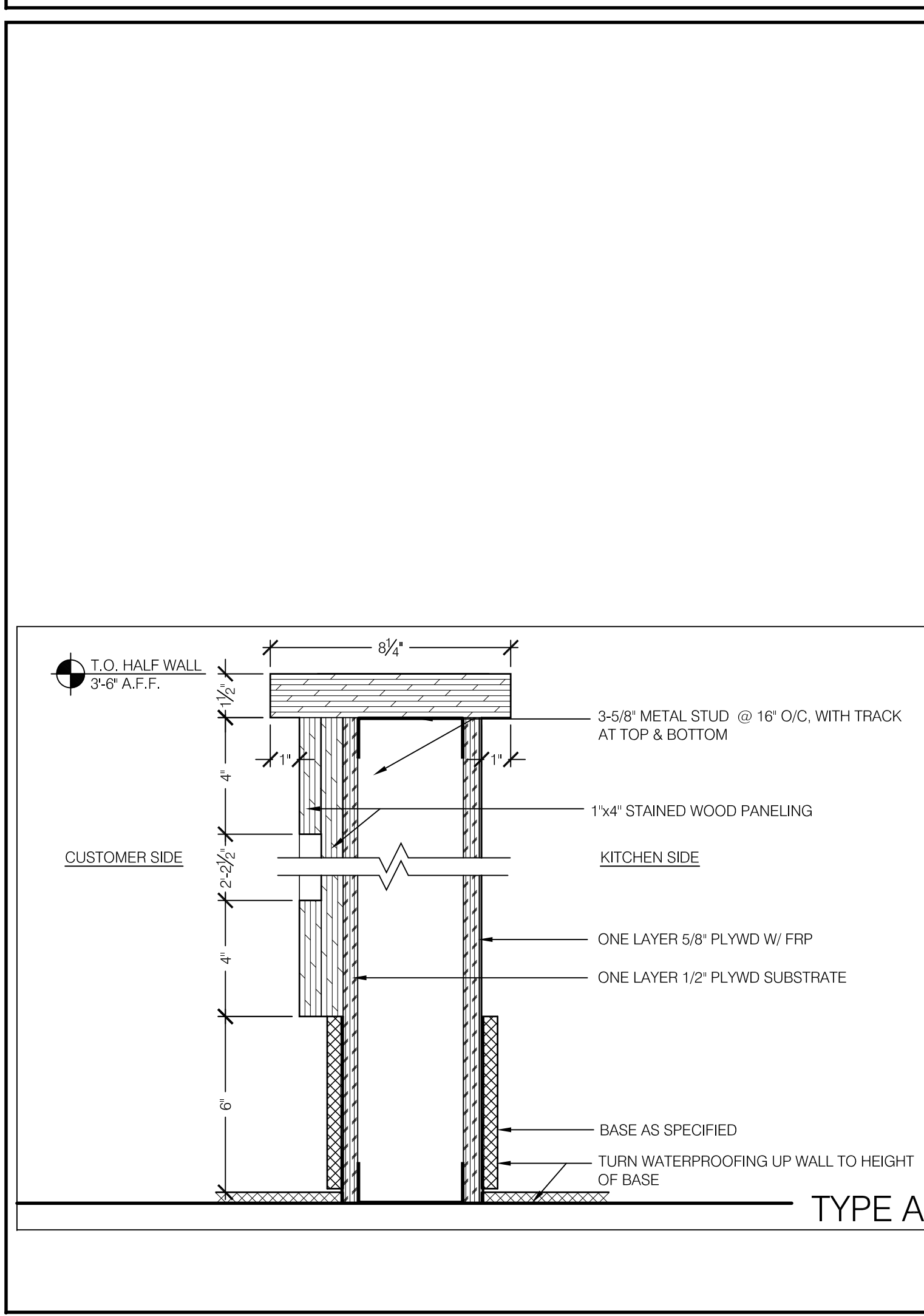
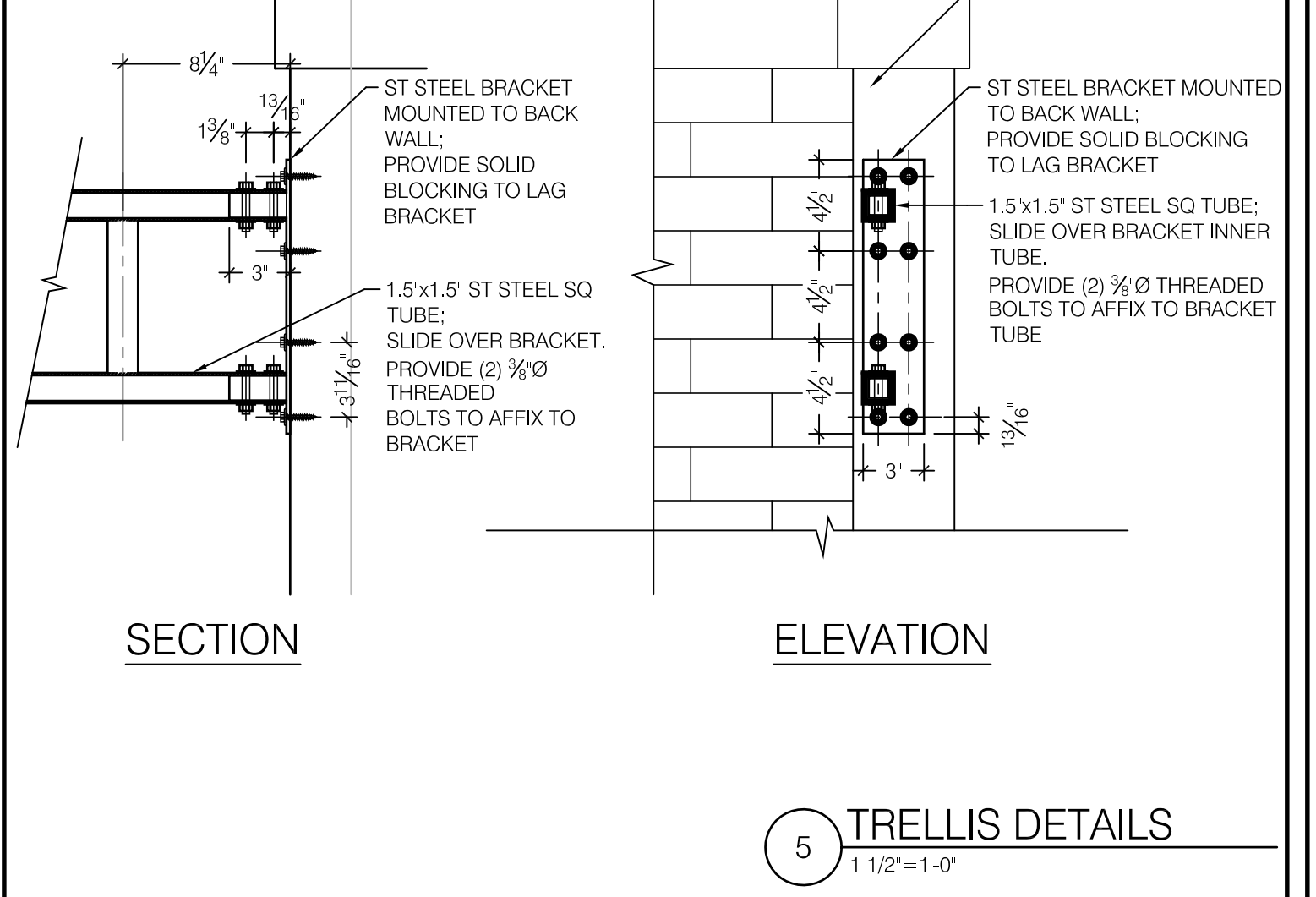
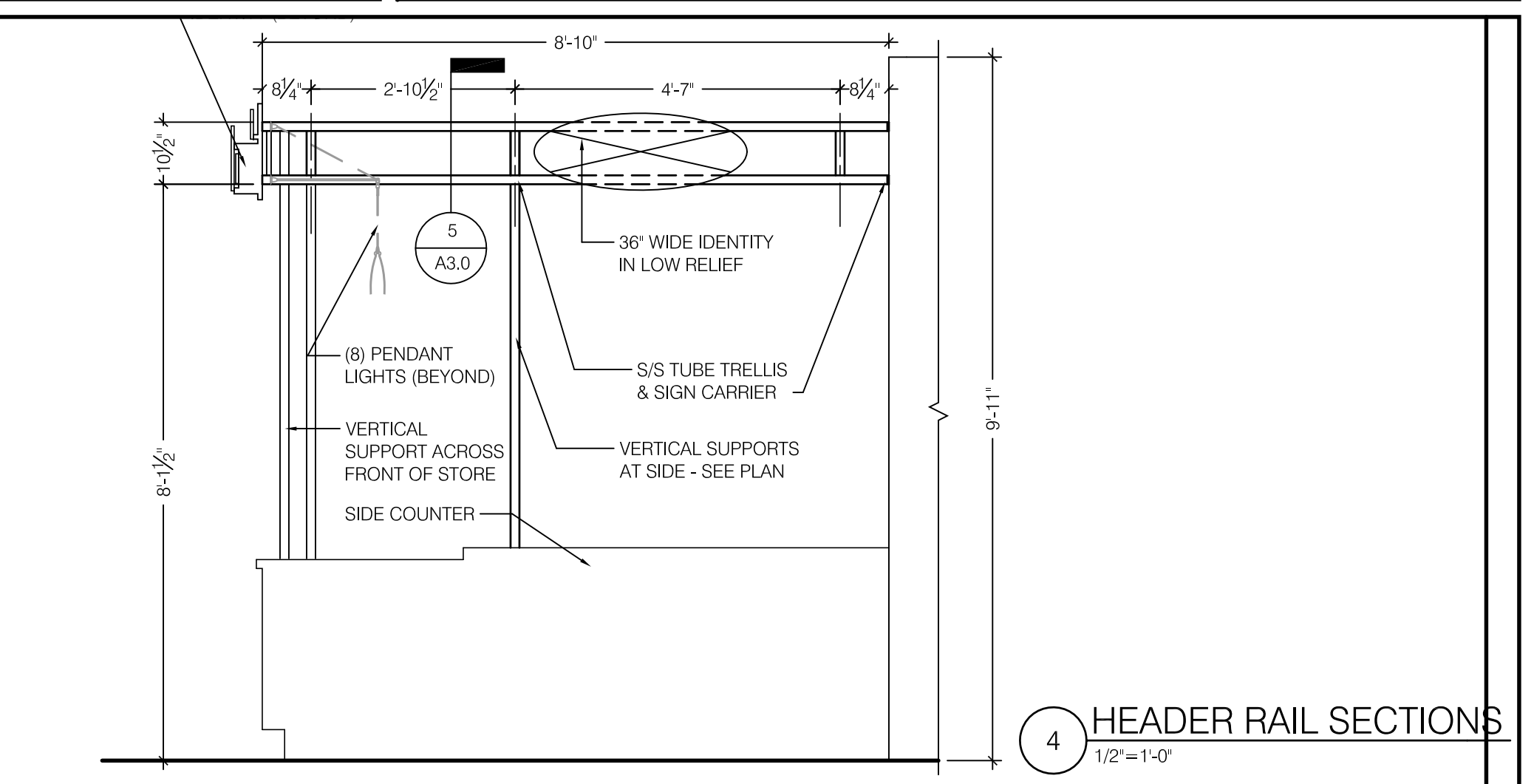
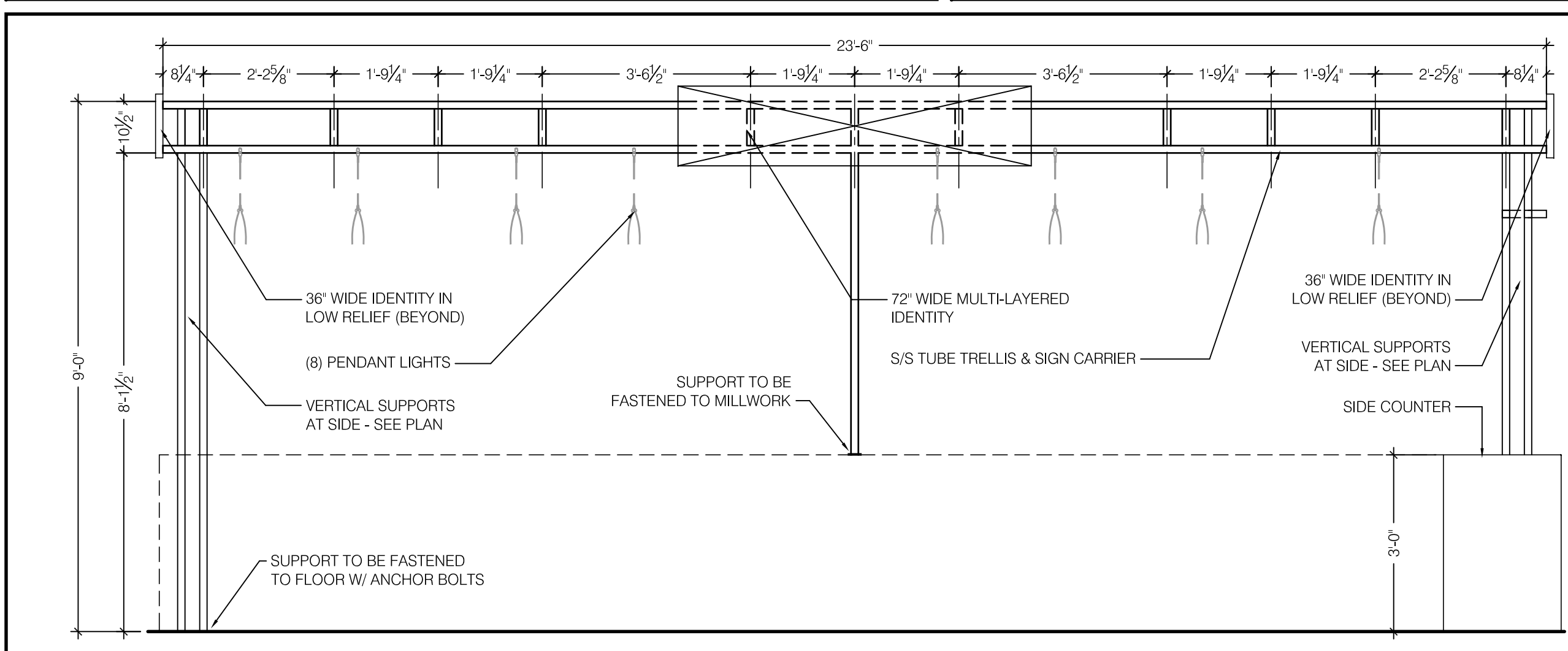
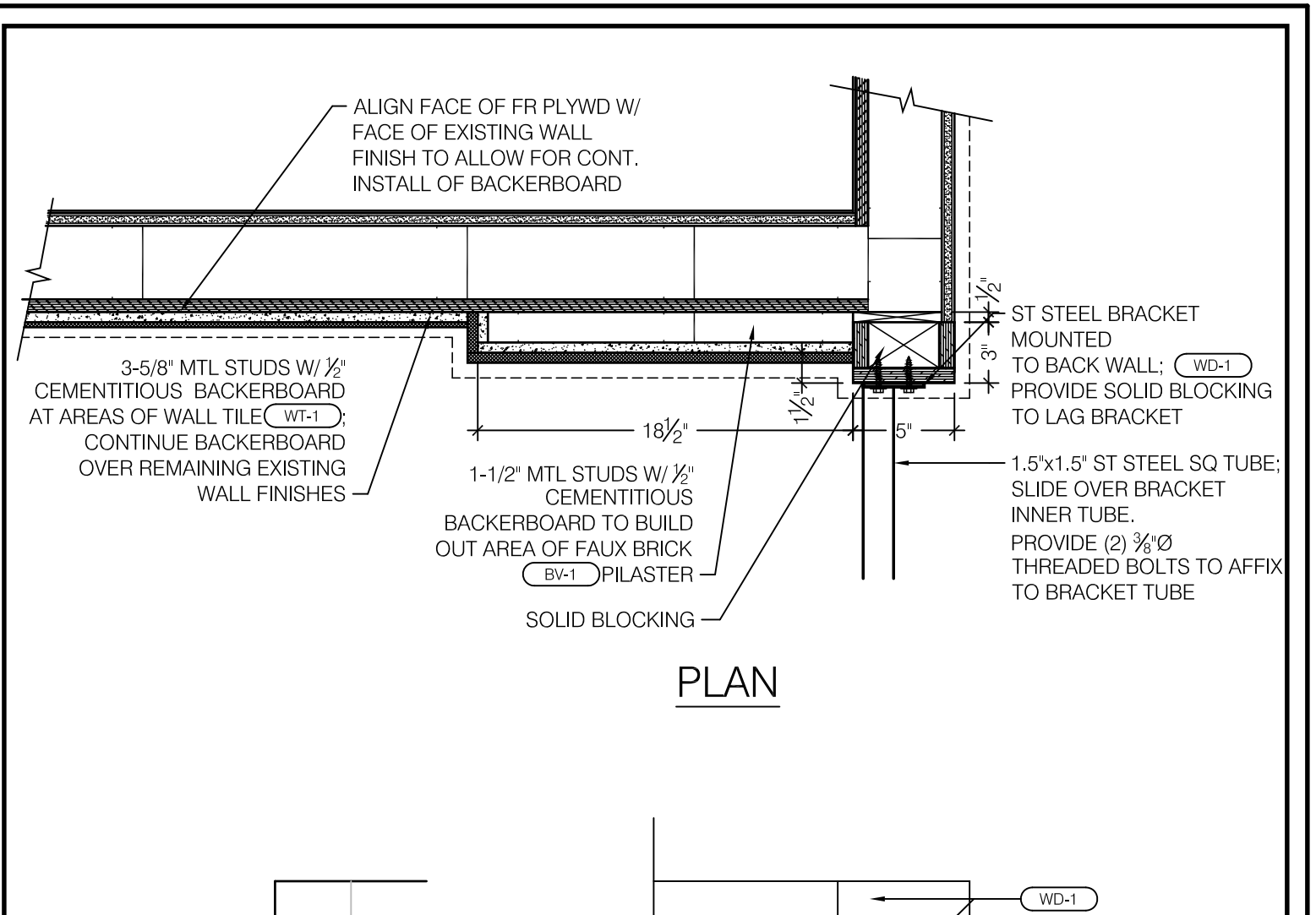
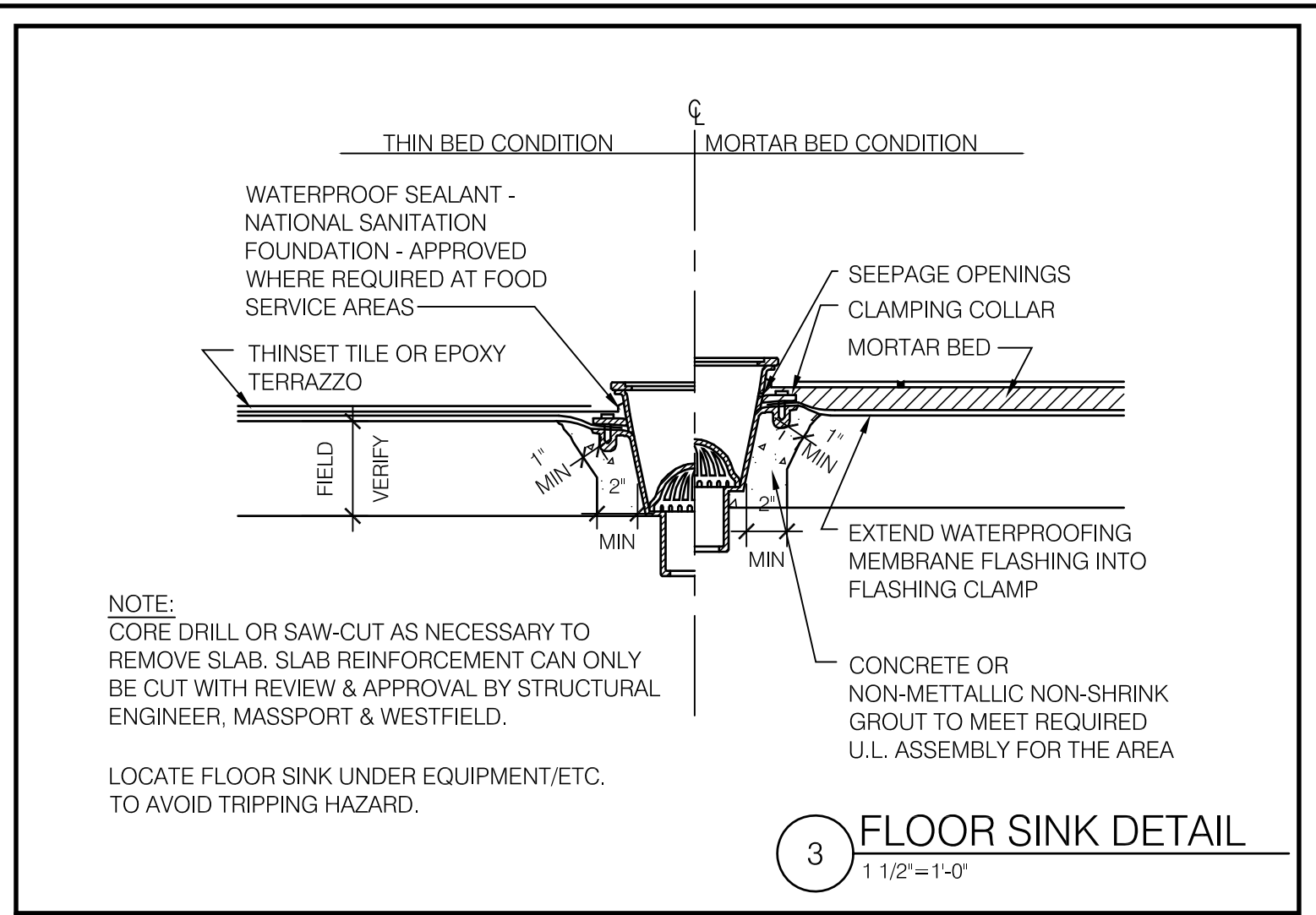
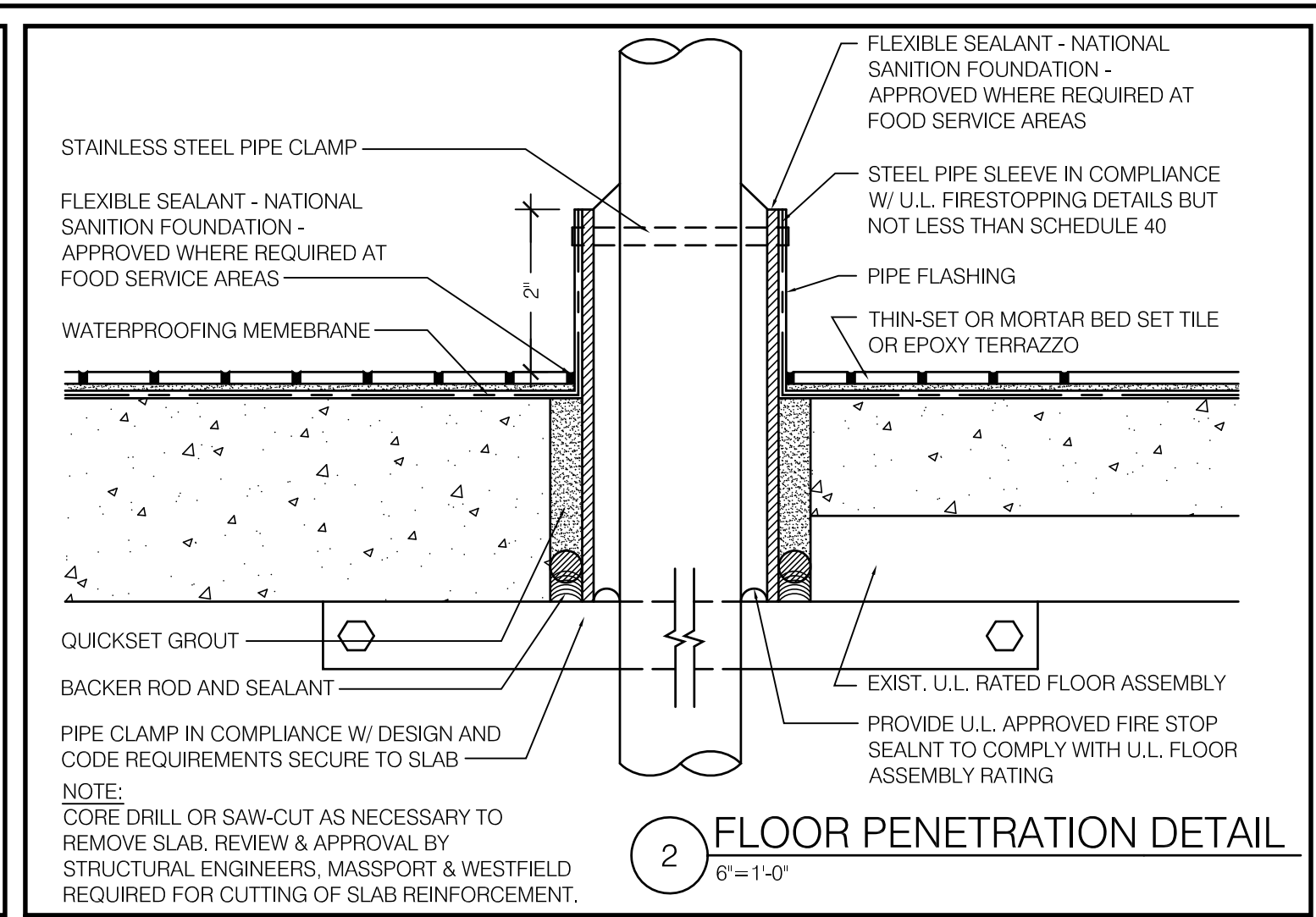
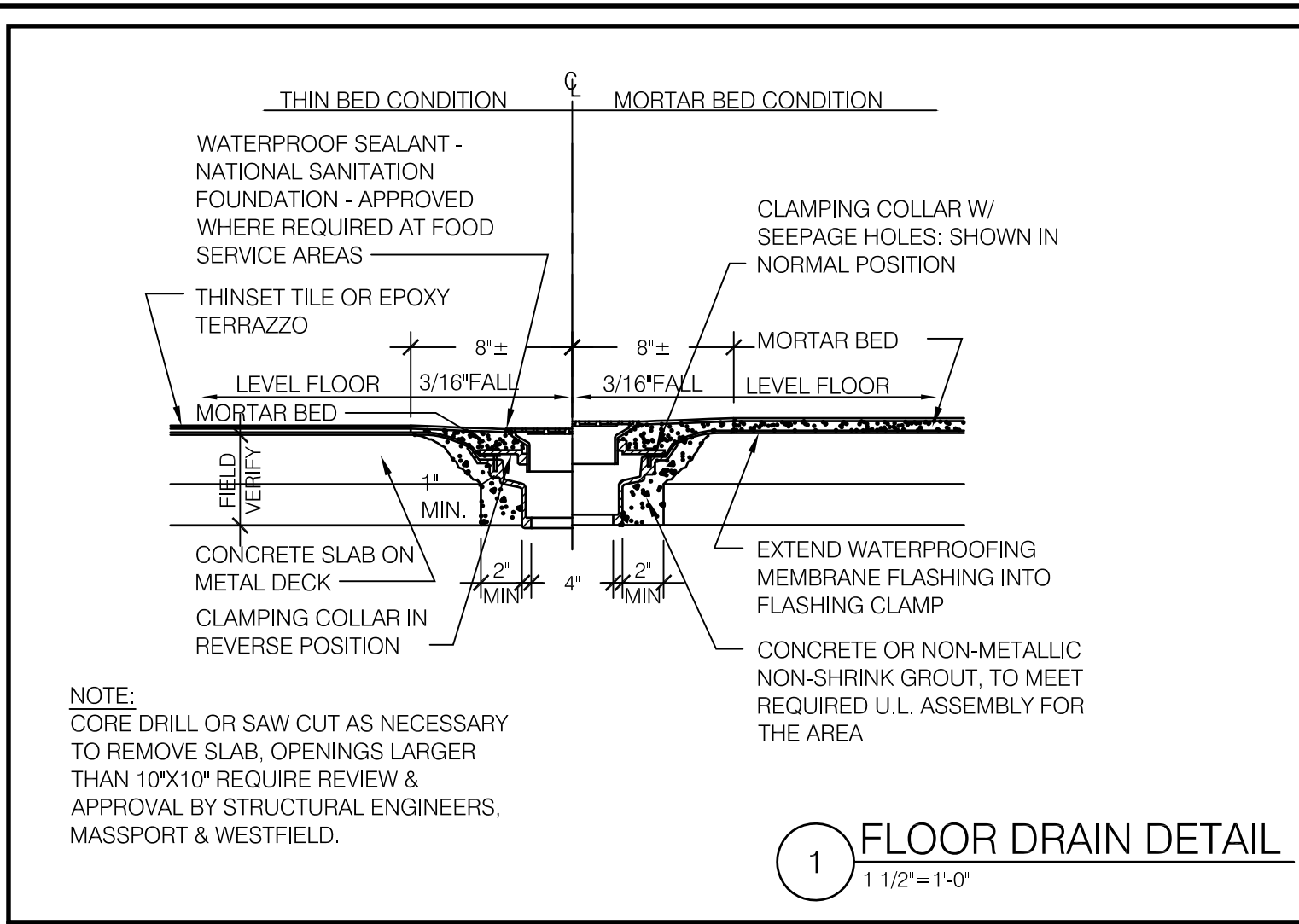
Building Engineering Resources, Inc.
66 Main Street
North Easton, MA 02556
T: (508) 230-0260
F: (508) 234-0265
E: ber@ber-engineering.com

LLOYD ARCHITECTS
Two High Cliff, Plymouth MA 02360
TEL: (508) 746-4646
FAX: (508) 746-1236
E-MAIL: info@lloydarch.com

Job No.: 11400
Scale: As noted
Issued: 090911
ELEVATIONS AND MILLWORK SECTIONS

A-2.0

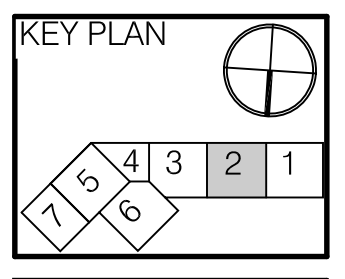




Item	Date



Great American Bagel
Portland Int'l Jetport PWM
1001 Westbrook Street
Portland ME 04102



HMS Host
6905 Rockledge Drive
Bethesda, MD 20817
T: (240) 694-4746
F: (240) 694-4643
C: (240) 274-6417
E: scott.reimink@hmshost.com

Building Engineering Resources, Inc.
66 Main Street
North Easton, MA 02556
T: (508) 230-0260
F: (508) 234-0265
E: ber@ber-engineering.com




LOYD ARCHITECTS
Two High Cliff, Plymouth MA 02360
TEL: (508) 746-4646
FAX: (508) 746-1236
E-MAIL: info@lloydarch.com

Job No.: 11400
Scale: As noted
Issued: 090911

**SECTIONS
DETAILS AND
PARTITION TYPES**

A-3.0



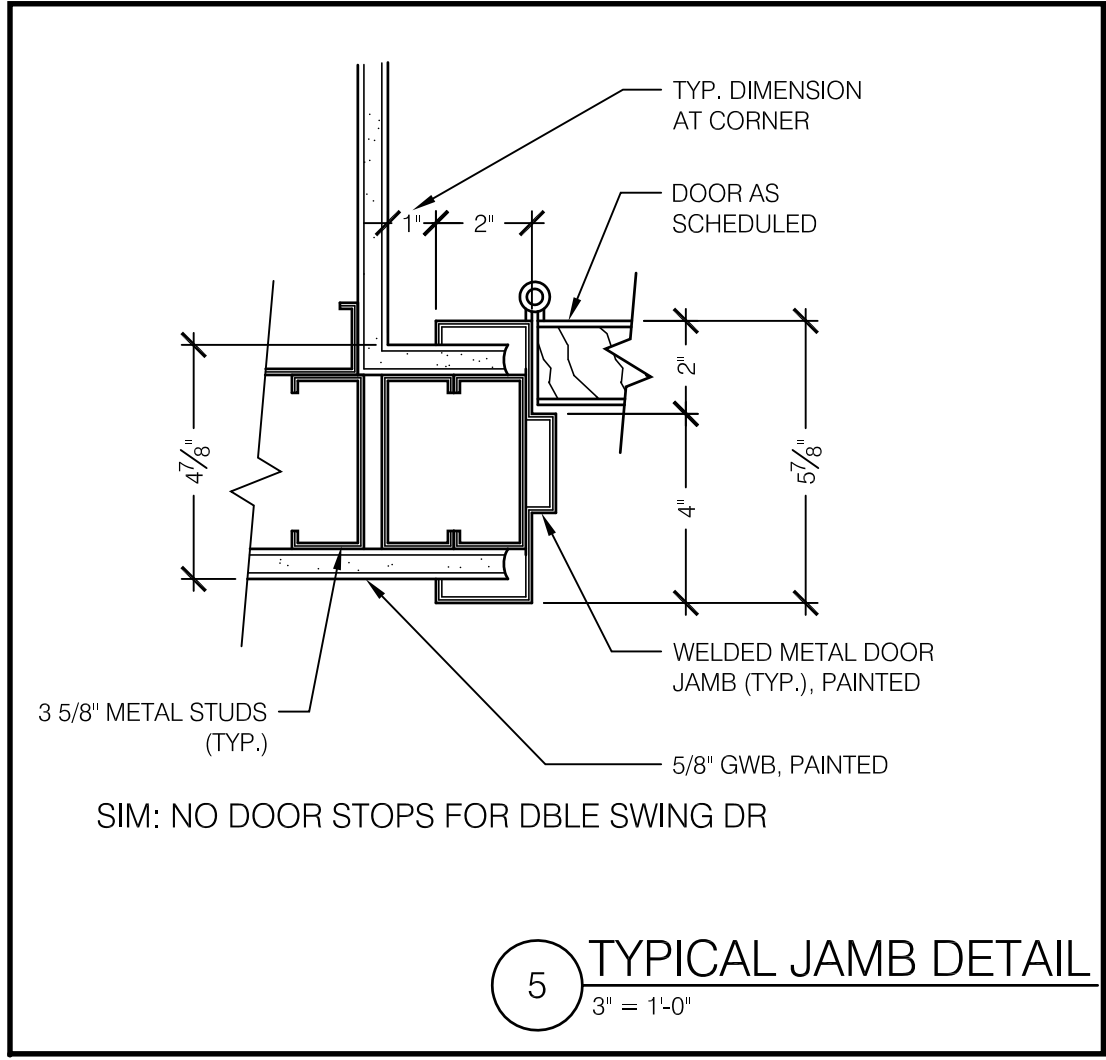
EQUIPMENT SCHEDULE																					
ITEM NO	QTY	MANUFACTURER	MODEL NUMBER	EQUIPMENT CATEGORY	AMPS	KW	HP	VOLTS	PHASE	DIRECT PLUG	NEMA	Notes	ELECTRICAL AFF. (IN)	COLD WATER SIZE (IN)	COLD WATER AFF. (IN)	HOT WATER SIZE (IN)	HOT WATER AFF. (IN)	REF. DRAIN SIZE (IN)	DIRECT DRAIN AFF. (IN)	INDIR DRAIN SIZE (IN)	
101	1	HMS HOST		POS. FOOD																	
110		EAGLE	SR16-19-1.5-3	3 COMPT DROP IN SINK									0.5	36	0.5	36	1.5				
111-113		SPARE #																			
114	1	BLENDETEC	Q SERIES	BLENDER	12.5	1.5		120	1	X	5-15P										
115	1	CIMBALLI	M1 TURBOSTEAM	ESPRESSO		3.6		208-240	1	X		Filtered Water									
116	1	AMANA APPLIANCES	HDC18SD2	OVEN, MICROWAVE (One Existing)	15.3	3.0		208-240	1	X		6-20P (2) items: (1) new, (1) existing									
117	1	APW WYOTT	CW-2A	COOKER/WARMER	12.5	1.5		120	1	X	5-15P										
118	1	MERCO SAVORY	RT2VSHO - EXISTING	TOASTER, CONVEYOR	19.5			208	1	X	6-30P										
119	1	STAR MANUFACTURING	GC10IT	GRIDDLE, DOUBLE-SIDED, ELECTRIC	7	1.8		208	1	X	6-15P	grooved cast iron on top & bottom									
120	1	HATCO	GRSDH-30 - EXISTING	FOOD WARMER	8.1			120	1	X	5-15P										
121	2	BUNN-O-MATIC**	CWTF35APS 23001.0023	COFFEE MAKER, AIRPOT, AUTOMATIC	15	3.55		120/208-240	1	X		Filtered Water (4) FILTER BASKETS									1.5
122	1	ADVANCE TABCO - MILLWORK	DI-1-5	SINK, DROP-IN																	
123	1	TRUE FOOD SERVICE	TUC-48 ADA	REFRIGERATOR, UNDERCOUNTER, COMPACT	5.0		0.2	115	1	X	5-15P										
124	2	TRUE FOOD SERVICE	TSSU-48-18M-B-ST	REFRIGERATOR, SANDWICH/SALAD PREP	7.8		0.33	115	1	X	5-15P										
124A	1	CUSTOM	GAB-SANDWICH UNIT OVERSHELVES	SHELF, SANDWICH/SALAD PREP				120	1	X											
124B	2	CUSTOM/Z-guard		SNEEZE GUARD																	
125	1	QBD	CVRX50SS2-SZ	50" SELF SERVE REFR. (with NIGHT GATE & LOCK)	12.0			120	1	X	5-15P										
126	6	NEWCO	120795	Evaporator Pan	8.4			120	1	X	5-15P										
127	2	PENDING		TRASH RECEPTACLE - by others																	
128	1	ICE CADDY	CAMBRO	ICS100																	
201	LOT	FOCUS	(2)3' X 4 TIER, 1(2) X 4 TIER	SHELVING, WIRE																	
202	LOT	FOCUS	18"X30"	SHELVING, WIRE																	
210	1	DELFIELD	6051 XL-S (EXISTING)	REFRIGERATOR, REACH-IN (EXISTING)	9.1		0.5	115	1	X	5-15P										
211	1	TRUE	T-23 (EXISTING)	REFRIGERATOR, REACH-IN (EXISTING)	7.6		0.3	115	1	X	5-15P										
212	1	TRUE	TAIFRI	ROLL IN FREEZER AND RACK	12		0.3	115	1	X	5-15P										
213		SPARE #																			
214	1	EVERPURE	EV9437-10	FILTER SYSTEM, COMBINATION APPLICATIONS																	
215	1			50" MONITOR ON ADJUSTABLE MOUNT																	
216		SPARE #																			

** Unit cannot be turned on until the hopper is full of water. Call Bunn before turning the elements on

FINISH SCHEDULE			
ID	DESCRIPTION	MANUFACTURER	REMARKS
FT1	GOOD OLE WOODS HY GW34-E HARVEST PECAN	CENTIVA via KEVIN MAYS @ STANLEY STEPHENS 800-523-5200	WATER PROOFING MEMBRANE REQ'D UNDER ALL FLOOR AREAS
FT2	8"X8" PORCELAIN TILE QUARRY TEXTURES ASHEN GRAY OT03 (ABRASIVE)	DAL-TILE 416-741-5990	WATER PROOFING MEMBRANE REQ'D UNDER ALL TILE AREAS
FG1	FLOOR TILE GROUT SAHARA BEIGE #11	MAPEI	
WT1	WALL TILE 12"x12" RECTIFIED STONE COLLECTION 'IVORY'	SHNIER COMMERCIAL (805)789-3755	CUT TO 6"x12" AND INSTALL 'RUNNING BOND'
WG1	TILE GROUT BISCUIT #14	MAPEI	
WP1	CUSTOM PRINTED MURAL		
BV1	BRICK VENEER 'ABERDEEN'	GLEN-GERY BRICKWORK	
PT1	HC-9 CHESTERTOWN BLUFF EGG-SHELL	BENJAMIN MOORE	
WD1-STAIN	WOOD STAIN DARK WALNUT #2716 MIN-WAX 250 VOC	MIN-WAX	ALL CASEWORK AND WAINSCOT
SS1	SONATA CHOCOLATE 9144SN	WILSONART CONTRACT	

LIGHTING SCHEDULE					
	QTY	ITEM	PRODUCT	SPEC	FINISH
●	8	PENDANT	TECHLIGHTING	VINO PENDANT	WHITE FROST
●	6	MENU LIGHT	TECHLIGHTING	WALL ARCHIE	

2 SCHEDULES



DOOR SCHEDULE														
DOOR						FRAME				HARDWARE				
Number	Type	Opening	Thickness	Construction	Finish	Type	Construction	Fr. Finish	Fire Rating (in hours)	Lock Func.	Clsr./Kick	Flushbolts	Remarks	
01	D	4'-8"x6'-10"	1 3/4"	SC	PAINT	NO	TYP	HM	PAINT	-	JANITOR	YES/YES	YES	VENT IN DOOR TO MATCH EXISTING; CLOSER TO HAVE HOLD-OPEN FEATURE
02	EXST	-	-	-	-	-	-	-	-	-	-	-	-	-
03	EXST	-	-	-	-	-	-	-	-	-	-	-	-	-
04	EXST	-	-	-	-	-	-	-	-	-	-	-	-	-

4 DOOR SCHEDULE

RESPONSIBILITY SCHEDULE

n010-resp-sched
FOR ANY TENANT FURNISHED ITEMS THE GENERAL CONTRACTOR (GC) SHALL SCHEDULE NO LESS THAN THREE (3) WEEKS FOR DELIVER FROM HMS HOST. GENERAL CONTRACTOR SHALL NOTIFY HMS HOST OF SCHEDULE.

ITEM	FURNISHED			INSTALLED			REMARKS
	HMS HOST	F.S.E.	CONTRACTOR	HMS HOST	F.S.E.	CONTRACTOR	
ARCHITECTURAL							
KITCHEN TILE & BASE (MARAZZI)	●			●			GC TO VERIFY & COORDINATE QUANTITIES W/ MARAZZI, THEN RECEIVE AND INSTALL. HMSHOST TO PURCHASE FOB JOBSITE.
FRP PANELS			●			●	
PORCELAIN TILE BASE			●			●	
PORCELAIN TILE			●			●	
MARAZZI TILES	●			●			GC TO VERIFY & COORDINATE QUANTITIES W/ MARAZZI, THEN RECEIVE AND INSTALL. HMSHOST TO PURCHASE FOB JOBSITE.
METAL FRAMING & DRY WALL			●			●	
CASEWORK/MILLWORK			●			●	
METAL RAILING			●			●	
SUSPENDED CLG. SYSTEM			●			●	
WATERPROOF MEMBRANE			●			●	
WILSONART PLASTIC LAMINATE / GIBRALTAR SOLID SURFACE			●			●	GC PURCHASES & INSTALLS WITH HMSHOST NATIONAL CONTRACT
TABLES/CHAIRS/BOOTH	●			●			PROVIDED UNDER SEPARATE CONTRACT WITH OWNER. GC TO SUPPLY LABOR & MOUNTING HARDWARE AS REQUIRED TO INSTALL.
FOOD SERVICE EQUIPMENT		●			●		
HOODS AND EXHAUST FANS		●			●		
SECURITY GRILLE		●			●		
S STL CORNER GUARDS (KITCHEN)		●			●		

ELECTRICAL

ALL WORK AS SHOWN ON DRAWINGS							
	FURNISHED	INSTALLED	REMARKS				
LIGHTING	●		GC TO VERIFY & COORDINATE QUANTITIES W/ APPROVED DISTRIBUTOR. THEN RECEIVE AND INSTALL. HMSHOST TO PURCHASE FOB JOBSITE.				
A/V SYSTEM EQUIPMENT	●		GC TO PROVIDE POWER & CONDUIT. VENDOR TO PROVIDE CABLES & INSTALL SPEAKERS & EQUIPMENT.				
TELEVISIONS/MONITORS	●		GC TO PROVIDE CONDUIT AND POWER.				
POS EQUIPMENT & CABLING	●		GC TO PROVIDE CONDUIT & POWER. HMS HOST TO PROVIDE POS EQUIPMENT AND PROVIDE FINAL HOOKUP. REFER TO POS PLAN.				
POS COMM BOX	●		REFER TO POS PLAN.				
TELEPHONE EQUIPMENT	●		GC TO PROVIDE CONDUIT AND POWER ONLY.				

HVAC

ALL WORK AS SHOWN ON DRAWINGS							
	FURNISHED	INSTALLED	REMARKS				
FINAL TEST & BALANCE REPORT		●					

PLUMBING

ALL WORK AS SHOWN ON DRAWINGS							
	FURNISHED	INSTALLED	REMARKS				
HAND SINKS	●		FINAL PLUMBING HOOKUP BY GC				
MOP SINK	●		FINAL PLUMBING HOOKUP BY GC				

SPECIALTY

	FURNISHED	INSTALLED	REMARKS
SIGNAGE / GRAPHIC MURALS	●		ALL BLOCKING & POWER PROVIDED BY GC.
MENU BOARD	●		ALL BLOCKING & POWER (IF REQUIRED) BY GC.
DIGITAL MENU BOARD	●		GC TO PROVIDE CONDUIT AND POWER.
DECOR/ARTWORK	●		SUPPLIED UNDER SEPARATE CONTRACT WITH HMS HOST
TESTING		●	GC TO PROVIDE X-RAYS AT ALL PENETRATIONS THRU CONC. SLABS AND ROOF DECKS
DRILLING		●	GC TO BE RESPONSIBLE FOR ALL CORE-DRILLING/CUTTING OF ANY PENETRATIONS THRU THE FLOOR SLAB AND/OR ROOF DECK.

GC = GENERAL CONTRACTOR
F.S.E. = FOOD SERVICE EQUIPMENT SUPPLIER
NOTE: NOT ALL ITEMS WILL APPLY

1 RESPONSIBILITY SCHEDULE

VENDOR INFORMATION

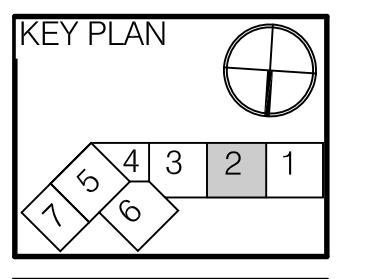
HMSHOST NATIONAL ACCOUNTS MARAZZI USA TILE CONTACT: Williams Pontel TEL: 972.220.0110 x2472 CELL PHONE: 828.302.3853 EMAIL: wpointel@marazzitile.com	METRO DOOR SECURITY GRILLE CONTACT: SAMANTHA WILSON PHONE: 800.669.3667 ext712 (HOTLINE 690) EMAIL: swilson@metrodoor.com	WILSONART LAMINATE CONTACT: DAN CHICKVARA VOICE MAIL: 254.207.2130 CELL PHONE: 770.335.3982 EMAIL: chlciv@wilsonart.com	BRAND ACCOUNTS/ VENDOR INFO - IF APPLICABLE OTHER CONTACT: PHONE: EMAIL:
--	---	---	---

3 VENDORS

Item	Date



Great American Bagel
 Portland Int'l Jetport PWM
 1001 Westbrook Street
 Portland ME 04102



HMS Host
 6905 Rockledge Drive
 Bethesda, MD 20817
 T: (240) 694-4746
 F: (240) 694-4643
 C: (240) 274-6417
 E: scott.reimink@hmshost.com

Building Engineering Resources, Inc.
 66 Main Street
 North Easton, MA 02556
 T: (508) 230-0260
 F: (508) 230-0265
 E: ber@ber-engineering.com

LLOYD ARCHITECTS
 Two High Cliff, Plymouth MA 02360
 TEL: (508) 746-4646
 FAX: (508) 746-1236
 E-MAIL: info@lloydarch.com

Job No.: 11400
 Scale: As noted
 Issued: 090911
DOOR, FINISH, RESPONSIBILITY SCHEDULES
A-4.0

