

Corporate Office
86 Industrial Park Rd, Ste 4
Portsmouth, NH 03801
207-286-8008 • Fax 207-286-2882



Branch Office
200 International Dr, Ste 170
Portsmouth, NH 03801
603-427-0244 • Fax 603-430-2041

STEEL OBSERVATION REPORT

Project Name: TERMINAL ENHANCEMENT @ PORTLAND JETPORT Date: 12-29-10
Client/Project #: 557-14 Time on Site: 4.0
General Contractor: TURNER CONSTRUCTION Mileage: 26
Welding Contractor: JF STERNS Tolls: 1.40

Approved Documents: PORTLAND INTERNATIONAL JETPORT, 10-26-09
Location/Observations: LEVEL 4, ZONE 4, 5, & 6

TYPE OF WORK OBSERVED

Bolted Connections: _____

_____ Visually checked and found complete

Shear Connections: _____

_____ Visually checked and found acceptable

Welded Connections: SPliced PLATE FILLET WELDS, CROSS BRACE
FILLET WELDS
_____ Visually checked and found acceptable

Decking (Mezzanine/Roof): _____

_____ Visually checked and found acceptable

Joist Welds/Joist Bridging: _____

_____ Visually checked and found acceptable

Puddle Welds: _____

_____ Visually checked and found acceptable


Screw Attachments: _____

_____ Visually checked and found complete

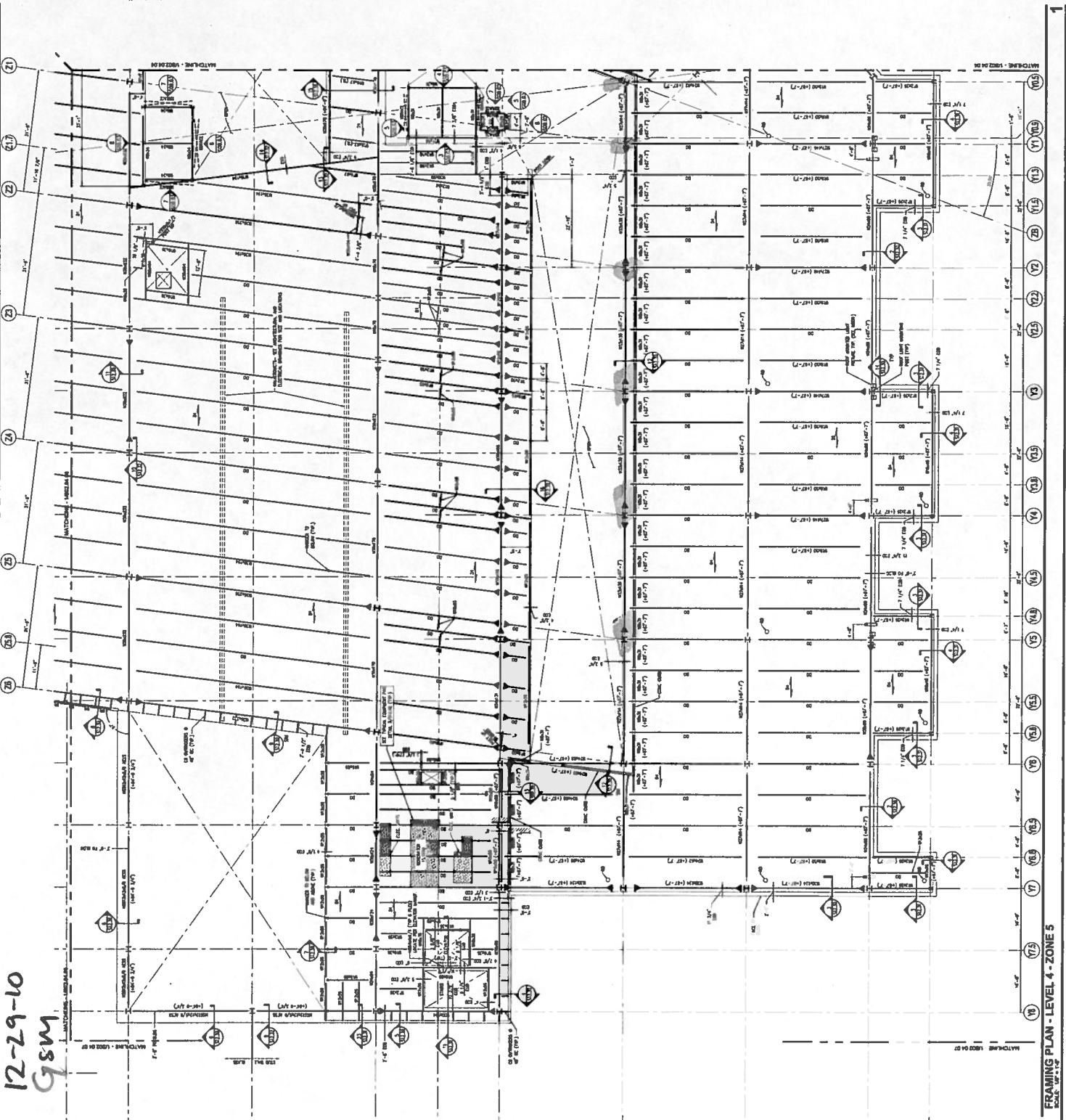
Other: _____

_____ Visually checked and found acceptable
 Visually checked and found complete

RWG&A personnel are represented on site solely to observe work of the identified contractors, to form opinions about the adequacy of those operations, and to report those opinions to RWG&A's client. The presence and activities of our field representative do not relieve any contractor from their obligations to meet contractual requirements. The contractor retains sole responsibility of site safety and the methods, operations, and sequences of construction.

Observations were verbally reported to:
RYAN DIXON, TURNER CONSTRUCTION
Construction Technologist/CWI:
George S. Morrell
Print Name/Title
George S. Morrell
Certification #:  CWI 04050311
QC1 EXP. 5/1/2013

12-29-10
GSM
#557-14



Portland International Jetport
1001 Westbrook Street
Portland, Maine 04102

Gensler

meaf ASSOCIATES, INC.
MECHANICAL ENGINEERS
1001 WESTBROOK STREET
PORTLAND, MAINE 04102
PHONE: 233-2222

SHEET NOTES

1. REFER TO SHEET 4-01 FOR GENERAL NOTES.
2. ALL DIMENSIONS UNLESS OTHERWISE NOTED ARE IN FEET AND INCHES.
3. ALL DIMENSIONS TO FACE UNLESS OTHERWISE NOTED.
4. ALL DIMENSIONS TO CENTERLINE UNLESS OTHERWISE NOTED.
5. ALL DIMENSIONS TO SURFACE UNLESS OTHERWISE NOTED.
6. ALL DIMENSIONS TO CENTERLINE OF COLUMN UNLESS OTHERWISE NOTED.
7. ALL DIMENSIONS TO CENTERLINE OF BEAM UNLESS OTHERWISE NOTED.
8. ALL DIMENSIONS TO CENTERLINE OF WALL UNLESS OTHERWISE NOTED.
9. ALL DIMENSIONS TO CENTERLINE OF SLAB UNLESS OTHERWISE NOTED.
10. ALL DIMENSIONS TO CENTERLINE OF CURB UNLESS OTHERWISE NOTED.
11. ALL DIMENSIONS TO CENTERLINE OF CURB UNLESS OTHERWISE NOTED.
12. ALL DIMENSIONS TO CENTERLINE OF CURB UNLESS OTHERWISE NOTED.
13. ALL DIMENSIONS TO CENTERLINE OF CURB UNLESS OTHERWISE NOTED.
14. ALL DIMENSIONS TO CENTERLINE OF CURB UNLESS OTHERWISE NOTED.
15. ALL DIMENSIONS TO CENTERLINE OF CURB UNLESS OTHERWISE NOTED.
16. ALL DIMENSIONS TO CENTERLINE OF CURB UNLESS OTHERWISE NOTED.
17. ALL DIMENSIONS TO CENTERLINE OF CURB UNLESS OTHERWISE NOTED.
18. ALL DIMENSIONS TO CENTERLINE OF CURB UNLESS OTHERWISE NOTED.
19. ALL DIMENSIONS TO CENTERLINE OF CURB UNLESS OTHERWISE NOTED.
20. ALL DIMENSIONS TO CENTERLINE OF CURB UNLESS OTHERWISE NOTED.
21. ALL DIMENSIONS TO CENTERLINE OF CURB UNLESS OTHERWISE NOTED.
22. ALL DIMENSIONS TO CENTERLINE OF CURB UNLESS OTHERWISE NOTED.
23. ALL DIMENSIONS TO CENTERLINE OF CURB UNLESS OTHERWISE NOTED.
24. ALL DIMENSIONS TO CENTERLINE OF CURB UNLESS OTHERWISE NOTED.
25. ALL DIMENSIONS TO CENTERLINE OF CURB UNLESS OTHERWISE NOTED.
26. ALL DIMENSIONS TO CENTERLINE OF CURB UNLESS OTHERWISE NOTED.
27. ALL DIMENSIONS TO CENTERLINE OF CURB UNLESS OTHERWISE NOTED.
28. ALL DIMENSIONS TO CENTERLINE OF CURB UNLESS OTHERWISE NOTED.

GENERAL NOTES

1. ALL DIMENSIONS UNLESS OTHERWISE NOTED ARE IN FEET AND INCHES.
2. ALL DIMENSIONS TO FACE UNLESS OTHERWISE NOTED.
3. ALL DIMENSIONS TO CENTERLINE UNLESS OTHERWISE NOTED.
4. ALL DIMENSIONS TO SURFACE UNLESS OTHERWISE NOTED.
5. ALL DIMENSIONS TO CENTERLINE OF COLUMN UNLESS OTHERWISE NOTED.
6. ALL DIMENSIONS TO CENTERLINE OF BEAM UNLESS OTHERWISE NOTED.
7. ALL DIMENSIONS TO CENTERLINE OF WALL UNLESS OTHERWISE NOTED.
8. ALL DIMENSIONS TO CENTERLINE OF SLAB UNLESS OTHERWISE NOTED.
9. ALL DIMENSIONS TO CENTERLINE OF CURB UNLESS OTHERWISE NOTED.
10. ALL DIMENSIONS TO CENTERLINE OF CURB UNLESS OTHERWISE NOTED.
11. ALL DIMENSIONS TO CENTERLINE OF CURB UNLESS OTHERWISE NOTED.
12. ALL DIMENSIONS TO CENTERLINE OF CURB UNLESS OTHERWISE NOTED.
13. ALL DIMENSIONS TO CENTERLINE OF CURB UNLESS OTHERWISE NOTED.
14. ALL DIMENSIONS TO CENTERLINE OF CURB UNLESS OTHERWISE NOTED.
15. ALL DIMENSIONS TO CENTERLINE OF CURB UNLESS OTHERWISE NOTED.
16. ALL DIMENSIONS TO CENTERLINE OF CURB UNLESS OTHERWISE NOTED.
17. ALL DIMENSIONS TO CENTERLINE OF CURB UNLESS OTHERWISE NOTED.
18. ALL DIMENSIONS TO CENTERLINE OF CURB UNLESS OTHERWISE NOTED.
19. ALL DIMENSIONS TO CENTERLINE OF CURB UNLESS OTHERWISE NOTED.
20. ALL DIMENSIONS TO CENTERLINE OF CURB UNLESS OTHERWISE NOTED.
21. ALL DIMENSIONS TO CENTERLINE OF CURB UNLESS OTHERWISE NOTED.
22. ALL DIMENSIONS TO CENTERLINE OF CURB UNLESS OTHERWISE NOTED.
23. ALL DIMENSIONS TO CENTERLINE OF CURB UNLESS OTHERWISE NOTED.
24. ALL DIMENSIONS TO CENTERLINE OF CURB UNLESS OTHERWISE NOTED.
25. ALL DIMENSIONS TO CENTERLINE OF CURB UNLESS OTHERWISE NOTED.
26. ALL DIMENSIONS TO CENTERLINE OF CURB UNLESS OTHERWISE NOTED.
27. ALL DIMENSIONS TO CENTERLINE OF CURB UNLESS OTHERWISE NOTED.
28. ALL DIMENSIONS TO CENTERLINE OF CURB UNLESS OTHERWISE NOTED.

KEY PLAN

1
2
3
4
5
6
7
8
9
10
11
12
13
14
15
16
17
18
19
20
21
22
23
24
25
26
27
28

S02.04.05

1/8" = 1'-0"

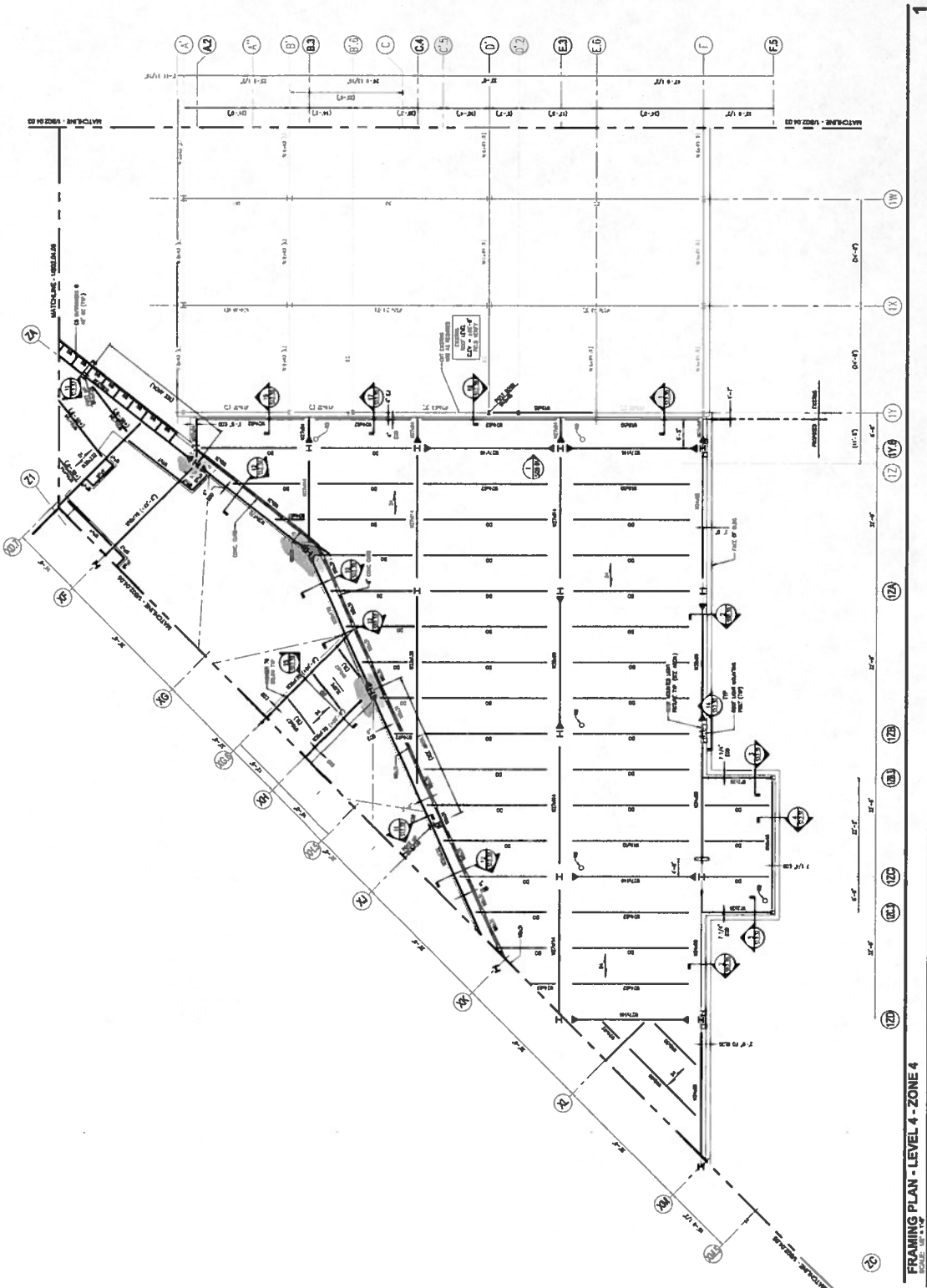
FRAMING PLAN - LEVEL 4 - ZONE 5

12-29-10
 #557-14
 GMS

- SHEET NOTES**
1. MATCHING - SEE DRAWING FOR LOCATION OF MATCHES.
 2. MATCHING - SEE DRAWING FOR LOCATION OF MATCHES.
 3. MATCHING - SEE DRAWING FOR LOCATION OF MATCHES.
 4. MATCHING - SEE DRAWING FOR LOCATION OF MATCHES.
 5. MATCHING - SEE DRAWING FOR LOCATION OF MATCHES.
 6. MATCHING - SEE DRAWING FOR LOCATION OF MATCHES.
 7. MATCHING - SEE DRAWING FOR LOCATION OF MATCHES.
 8. MATCHING - SEE DRAWING FOR LOCATION OF MATCHES.
 9. MATCHING - SEE DRAWING FOR LOCATION OF MATCHES.
 10. MATCHING - SEE DRAWING FOR LOCATION OF MATCHES.
 11. MATCHING - SEE DRAWING FOR LOCATION OF MATCHES.
 12. MATCHING - SEE DRAWING FOR LOCATION OF MATCHES.
 13. MATCHING - SEE DRAWING FOR LOCATION OF MATCHES.
 14. MATCHING - SEE DRAWING FOR LOCATION OF MATCHES.
 15. MATCHING - SEE DRAWING FOR LOCATION OF MATCHES.
 16. MATCHING - SEE DRAWING FOR LOCATION OF MATCHES.
 17. MATCHING - SEE DRAWING FOR LOCATION OF MATCHES.
 18. MATCHING - SEE DRAWING FOR LOCATION OF MATCHES.
 19. MATCHING - SEE DRAWING FOR LOCATION OF MATCHES.
 20. MATCHING - SEE DRAWING FOR LOCATION OF MATCHES.
 21. MATCHING - SEE DRAWING FOR LOCATION OF MATCHES.
 22. MATCHING - SEE DRAWING FOR LOCATION OF MATCHES.
 23. MATCHING - SEE DRAWING FOR LOCATION OF MATCHES.
 24. MATCHING - SEE DRAWING FOR LOCATION OF MATCHES.
 25. MATCHING - SEE DRAWING FOR LOCATION OF MATCHES.
 26. MATCHING - SEE DRAWING FOR LOCATION OF MATCHES.
 27. MATCHING - SEE DRAWING FOR LOCATION OF MATCHES.
 28. MATCHING - SEE DRAWING FOR LOCATION OF MATCHES.
 29. MATCHING - SEE DRAWING FOR LOCATION OF MATCHES.
 30. MATCHING - SEE DRAWING FOR LOCATION OF MATCHES.
 31. MATCHING - SEE DRAWING FOR LOCATION OF MATCHES.
 32. MATCHING - SEE DRAWING FOR LOCATION OF MATCHES.
 33. MATCHING - SEE DRAWING FOR LOCATION OF MATCHES.
 34. MATCHING - SEE DRAWING FOR LOCATION OF MATCHES.
 35. MATCHING - SEE DRAWING FOR LOCATION OF MATCHES.
 36. MATCHING - SEE DRAWING FOR LOCATION OF MATCHES.
 37. MATCHING - SEE DRAWING FOR LOCATION OF MATCHES.
 38. MATCHING - SEE DRAWING FOR LOCATION OF MATCHES.
 39. MATCHING - SEE DRAWING FOR LOCATION OF MATCHES.
 40. MATCHING - SEE DRAWING FOR LOCATION OF MATCHES.
 41. MATCHING - SEE DRAWING FOR LOCATION OF MATCHES.
 42. MATCHING - SEE DRAWING FOR LOCATION OF MATCHES.
 43. MATCHING - SEE DRAWING FOR LOCATION OF MATCHES.
 44. MATCHING - SEE DRAWING FOR LOCATION OF MATCHES.
 45. MATCHING - SEE DRAWING FOR LOCATION OF MATCHES.
 46. MATCHING - SEE DRAWING FOR LOCATION OF MATCHES.
 47. MATCHING - SEE DRAWING FOR LOCATION OF MATCHES.
 48. MATCHING - SEE DRAWING FOR LOCATION OF MATCHES.
 49. MATCHING - SEE DRAWING FOR LOCATION OF MATCHES.
 50. MATCHING - SEE DRAWING FOR LOCATION OF MATCHES.

Portland International Jetport
 1001 Westbrook Street
 Portland, Maine 04102

Gensler
WEST ASSOCIATES, INC.
 ARCHITECTS



GENERAL NOTES

1. ALL DIMENSIONS ARE TO FACE UNLESS OTHERWISE NOTED.
2. ALL DIMENSIONS ARE TO FACE UNLESS OTHERWISE NOTED.
3. ALL DIMENSIONS ARE TO FACE UNLESS OTHERWISE NOTED.
4. ALL DIMENSIONS ARE TO FACE UNLESS OTHERWISE NOTED.
5. ALL DIMENSIONS ARE TO FACE UNLESS OTHERWISE NOTED.
6. ALL DIMENSIONS ARE TO FACE UNLESS OTHERWISE NOTED.
7. ALL DIMENSIONS ARE TO FACE UNLESS OTHERWISE NOTED.
8. ALL DIMENSIONS ARE TO FACE UNLESS OTHERWISE NOTED.
9. ALL DIMENSIONS ARE TO FACE UNLESS OTHERWISE NOTED.
10. ALL DIMENSIONS ARE TO FACE UNLESS OTHERWISE NOTED.
11. ALL DIMENSIONS ARE TO FACE UNLESS OTHERWISE NOTED.
12. ALL DIMENSIONS ARE TO FACE UNLESS OTHERWISE NOTED.
13. ALL DIMENSIONS ARE TO FACE UNLESS OTHERWISE NOTED.
14. ALL DIMENSIONS ARE TO FACE UNLESS OTHERWISE NOTED.
15. ALL DIMENSIONS ARE TO FACE UNLESS OTHERWISE NOTED.
16. ALL DIMENSIONS ARE TO FACE UNLESS OTHERWISE NOTED.
17. ALL DIMENSIONS ARE TO FACE UNLESS OTHERWISE NOTED.
18. ALL DIMENSIONS ARE TO FACE UNLESS OTHERWISE NOTED.
19. ALL DIMENSIONS ARE TO FACE UNLESS OTHERWISE NOTED.
20. ALL DIMENSIONS ARE TO FACE UNLESS OTHERWISE NOTED.
21. ALL DIMENSIONS ARE TO FACE UNLESS OTHERWISE NOTED.
22. ALL DIMENSIONS ARE TO FACE UNLESS OTHERWISE NOTED.
23. ALL DIMENSIONS ARE TO FACE UNLESS OTHERWISE NOTED.
24. ALL DIMENSIONS ARE TO FACE UNLESS OTHERWISE NOTED.
25. ALL DIMENSIONS ARE TO FACE UNLESS OTHERWISE NOTED.

KEY PLAN

1 2 3 4 5 6 7 8 9 10 11 12 13 14 15 16 17 18 19 20 21 22 23 24 25

S02.04.04

FRAMING PLAN - LEVEL 4 - ZONE 4